



FINANCIAL REPORT
For The Fourth Month Ending April 30, 2017

Changes in Fund Balance Analysis	
General Fund	1
General Fund Revenues	2
General Fund Expenditures	5
Other Funds	
Confiscated Funds	8
Streetlighting Special Revenue Funds	8
E911 Special Revenue Fund	8
Grants Fund	8
Special Tax District #1 Special Revenue Fund	9
Hotel Motel Special Revenue Fund	10
Homestead Option Sales Tax Special Revenue Fund	11
Capital Projects Fund	15
Debt Service Fund	16
Stormwater Utility Fund	17
Vehicle Replacement Fund	17
General Fund - Departments	
City Council & Mayor	18
City Manager	20
City Clerk	22
Finance and Administration	24
Law/Legal	26
Information Technology	28
Communications	30
Municipal Court	32
Police	34
Public Works	37
Parks and Recreation	40
Community Development	40
Tree Conservancy	43
Tourism	45
Non-Department/Contingency	47
Appendix - A	
P-Card activity - April 2017.....	A-1
Appendix - B	
Check/Vendor Register - April 2017.....	B-1

City of Brookhaven, Georgia
Monthly Financial Report
For The Fourth Month Ending April 30, 2017

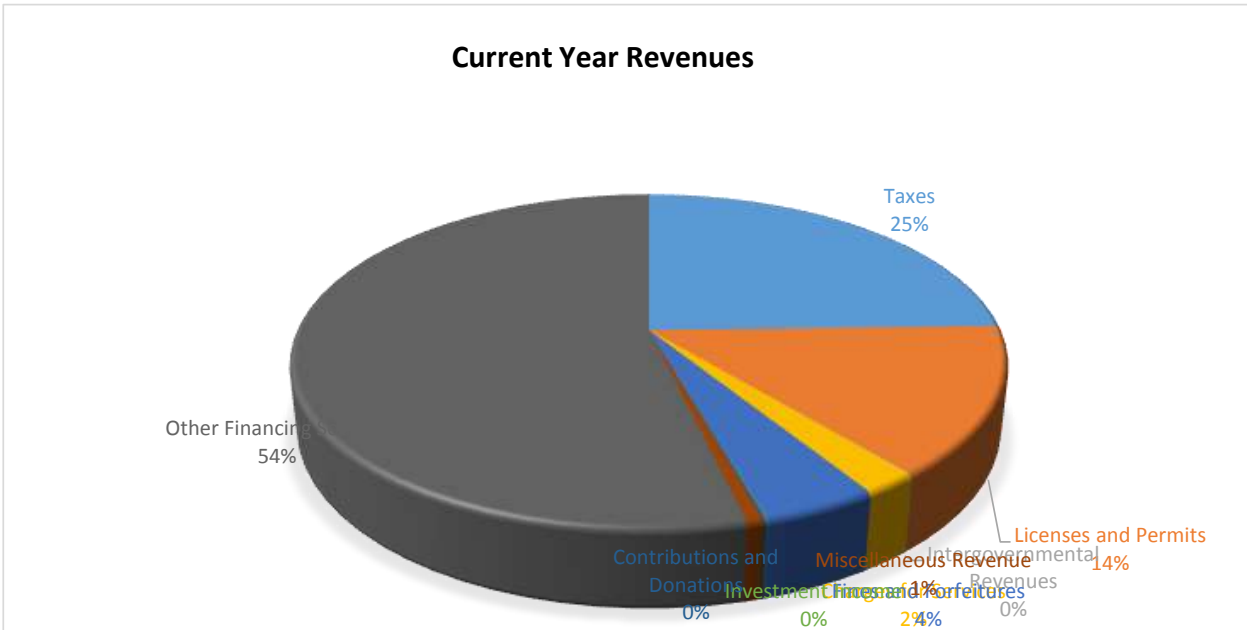
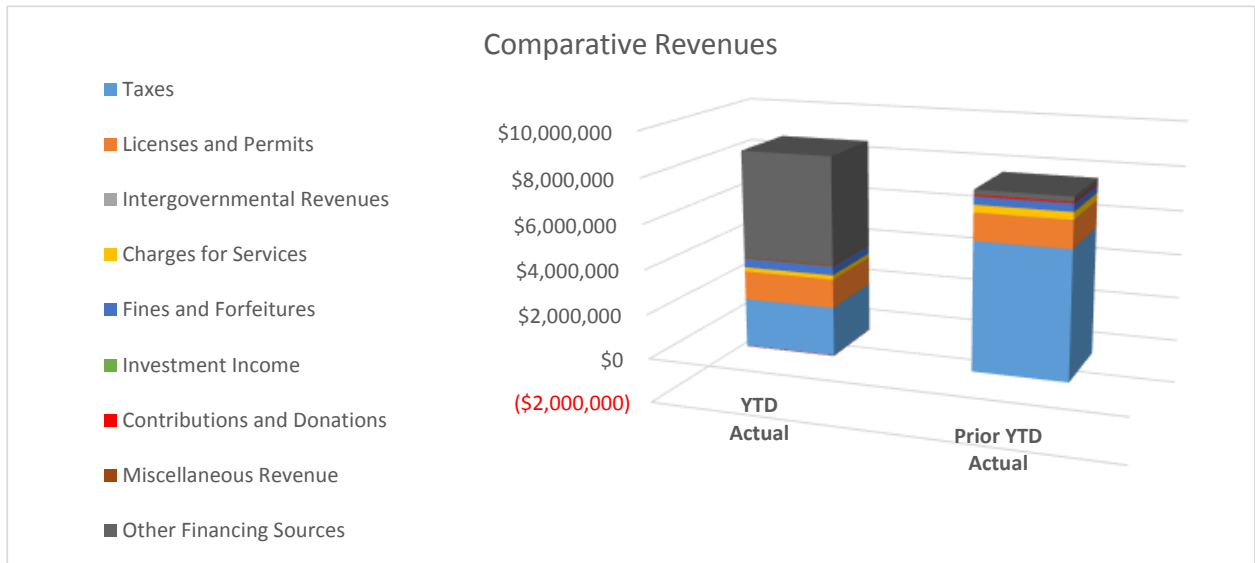
General Fund (#001)

Cash Balance \$ 5,703,359

	2017 Budget	2017 Actual	Variance	% of Budget
Fund Balance Jan 1 (unaudited)	<u>\$ 7,554,916</u>	<u>\$ 7,554,916</u>		
Less: Restricted				
Tree Fund	21,369	21,369		
Police Donations/Programs	31,569	10,487		
Vehicle Replacement Fund	1,000,000			
Judgements & Claims	250,000			
Land Acquisition - Future	500,000			
Technology Replacement	250,000			
Adjusted Fund Balance	<u>5,501,978</u>	<u>7,533,547</u>		
Revenues	23,788,868	8,827,331	(14,961,537)	-62.9%
Expenditures	23,788,868	11,756,727	12,032,141	50.6%
Net Change in Fund Balance	<u>-</u>	<u>(2,929,396)</u>	<u>(26,993,678)</u>	
Available Fund Balance	<u>5,501,978</u>	<u>4,604,151</u>		
<u>Tree Fund</u>	<u>Jan 1st Bal</u>	<u>Revenues</u>	<u>Expenditures</u>	<u>Balance</u>
Tree Conservancy	21,369	-	4,800	16,569
<u>Police Programs</u>	<u>Jan 1st Bal</u>	<u>Revenues</u>	<u>Expenditures</u>	<u>Balance</u>
Explorer Donations	\$ 11,766	\$ -	\$ 24	\$ 11,742
Shop With A Badge/Cop	21,793	9,871	-	31,663
General Donations	(1,990)	600	-	(1,390)
K9 Donations	-	40	-	40
Bike Fund	-	-	-	-
Police Program Totals	<u>\$ 31,569</u>	<u>\$ 10,511</u>	<u>\$ 24</u>	<u>\$ 42,056</u>
<u>Fund Balance Goal (City Policy)</u>				
FY2017 - Budgeted Expenditures	\$ 23,788,868	25% of Budgeted Expenditures	\$ 5,947,217	
<u>Cash Goal/Objective</u>				
FY2016 - Expenditures (unaudited)	\$ 21,715,901	120 Days of	\$ 5,428,975	

City of Brookhaven, Georgia
Monthly Financial Report
General Fund
For The Fourth Month Ending April 30, 2017

	2017		YTD Budget	YTD Actual	Variance (\$\$\$)	Ind	2016 PYTD Actual	PYTD to CYTD
	Original Budget	Adjusted Budget						
Taxes	17,763,990	17,763,990	5,921,330	2,174,922	(3,746,408)	●	5,679,790	(3,504,868)
Licenses and Permits	2,225,000	2,225,000	741,667	1,267,997	526,330	●	1,200,817	67,180
Intergovernmental Revenues	-	-	-	4,096	4,096	●	10,484	(6,389)
Charges for Services	768,317	768,317	256,106	189,402	(66,703)	●	323,600	(134,198)
Fines and Forfeitures	1,350,000	1,350,000	450,000	392,538	(57,462)	●	351,061	41,477
Investment Income	5,000	5,000	1,667	3,597	1,931	●	3,758	(161)
Contributions and Donations	75,000	75,000	25,000	(9,782)	(34,782)	●	52,112	(61,894)
Miscellaneous Revenue	281,561	281,561	93,854	56,998	(36,855)	●	25,558	31,440
Other Financing Sources	1,320,000	1,870,043	623,348	4,747,562	4,124,215	●	198,269	4,549,293
Total Revenues	23,788,868	24,338,911	8,112,970	8,827,331	714,361	●	7,845,450	981,881



City of Brookhaven, Georgia
Monthly Financial Report
General Fund
For The Fourth Month Ending April 30, 2017

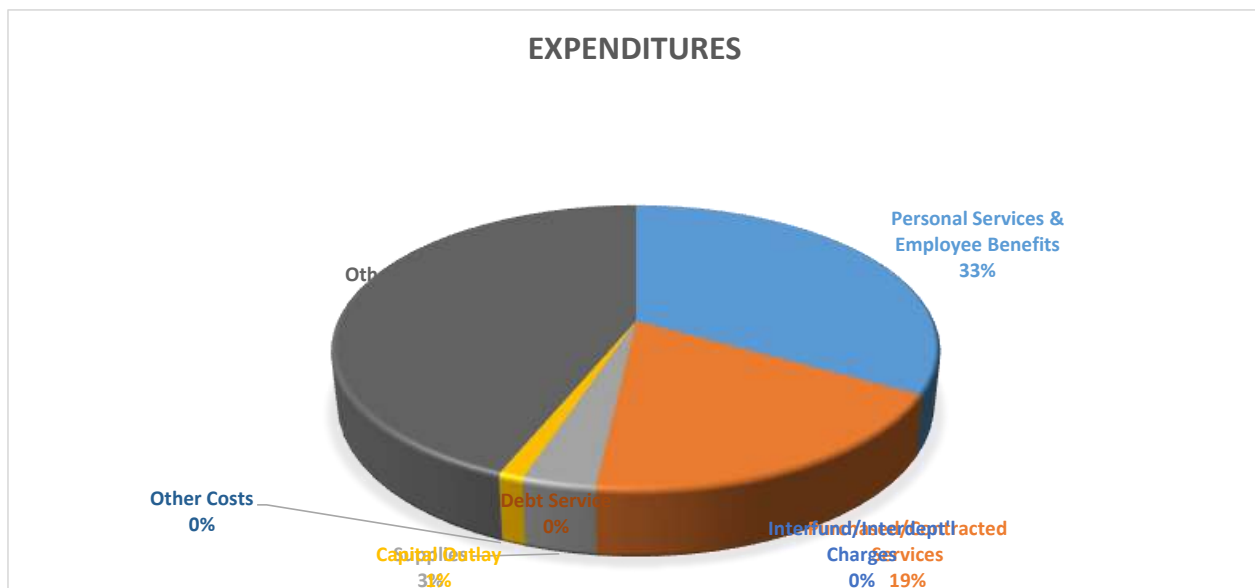
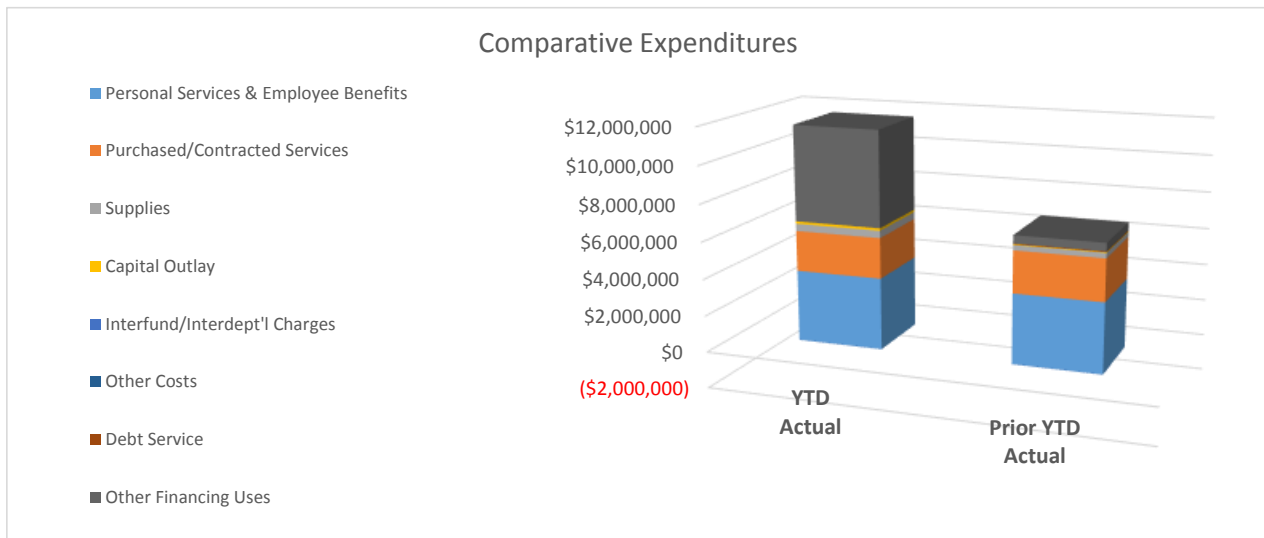
	2017			YTD Actual	Variance (\$\$\$)	Ind	2016 PYTD Actual	PYTD to CYTD
	Original Budget	Adjusted Budget	YTD Budget					
Real Property Tax	7,755,823	7,755,823	2,585,274	18,719	(2,566,556)	●	-	18,719
Real Property Tax - Prior Year	90,000	90,000	30,000	197,003	167,003	●	91,212	105,791
Public Utility Tax	56,127	56,127	18,709	57,312	38,603	●	46,337	10,975
Personal Property Tax	415,371	415,371	138,457	530	(137,927)	●	-	530
Personal Property Tax - Prior Year	1,000	1,000	333	(5,599)	(5,933)	●	(10,082)	4,483
Motor Vehicle	131,669	131,669	43,890	30,899	(12,990)	●	35,508	(4,609)
MV Title Ad Valorem Tax	100,000	100,000	33,333	-	(33,333)	●	20,129	(20,129)
Intangibles (Reg & Recording)	90,000	90,000	30,000	44,031	14,031	●	25,852	18,179
Real Estate Transfer Tax	36,000	36,000	12,000	12,758	758	●	10,672	2,086
Franchise Fees	3,200,000	3,200,000	1,066,667	546,862	(519,805)	●	3,087,072	(2,540,210)
Alcoholic Beverage Excise Tax	825,000	825,000	275,000	406,409	131,409	●	339,105	67,305
Energy Excise Tax	40,000	40,000	13,333	39,109	25,776	●	13,174	25,935
MVR Excise Tax	50,000	50,000	16,667	18,541	1,875	●	15,192	3,350
Business & Occupation Tax	2,100,000	2,100,000	700,000	789,186	89,186	●	1,956,682	(1,167,495)
Insurance Premiums Tax	2,800,000	2,800,000	933,333	17,450	(915,883)	●	200	17,250
Insurance License Fee	15,000	15,000	5,000	-	(5,000)	●	15,300	(15,300)
Financial Institutions Tax	50,000	50,000	16,667	-	(16,667)	●	32,402	(32,402)
Pen & Int on Del Taxes-Business	8,000	8,000	2,667	1,710	(956)	●	1,035	675
Total Taxes	17,763,990	17,763,990	5,921,330	2,174,922	(3,746,408)	●	5,679,790	(3,504,868)
Alcohol License	425,000	425,000	141,667	30,230	(111,437)	●	12,034	18,196
Bldg Structures & Equipment	1,800,000	1,800,000	600,000	1,237,767	637,767	●	1,188,783	48,984
Tree Bank	-	-	-	-	-	●	-	-
Total License and Permits	2,225,000	2,225,000	741,667	1,267,997	526,330	●	1,200,817	67,180
Federal Grants	-	-	-	4,096	4,096	●	10,484	(6,389)
State Grants	-	-	-	-	-	●	-	-
Total Intergovernmental Revenues	-	-	-	4,096	4,096	●	10,484	(6,389)
Police Report Print Fee	-	-	-	3,985	3,985	●	64	3,921
Election Qualifying Fees	2,500	2,500	833	-	(833)	●	-	-
Special Police Svcs	230,000	230,000	76,667	91,679	15,012	●	134,624	(42,945)
Fingerprinting Fee	12,000	12,000	4,000	2,695	(1,305)	●	5,563	(2,868)
Public Safety-Other	10,000	10,000	3,333	4,960	1,627	●	4,430	530
Legal Fee Reimbursement	117,917	117,917	39,306	180	(39,126)	●	47,167	(46,987)
Special Assessments	50,000	50,000	16,667	1,074	(15,592)	●	1,049	26
Rec Program Fees	175,000	175,000	58,333	17,487	(40,847)	●	22,205	(4,719)
Pavilion Rentals	170,000	170,000	56,667	67,167	10,500	●	108,076	(40,909)
NSF Fees	150	150	50	70	20	●	35	35
Other Fees Rebates	750	750	250	106	(144)	●	387	(282)
Total Charges for Services	768,317	768,317	256,106	189,402	(66,703)	●	323,600	(134,198)
Municipal Court Fines & Forfeitures	1,350,000	1,350,000	450,000	392,538	(57,462)	●	351,061	41,477
Forfeitures	-	-	-	-	-	●	-	-
Total Fines and Forfeitures	1,350,000	1,350,000	450,000	392,538	(57,462)	●	351,061	41,477
Interest Revenue	5,000	5,000	1,667	3,597	1,931	●	3,758	(161)
Total Investment Income	5,000	5,000	1,667	3,597	1,931	●	3,758	(161)
Contr & Don From Priv Sources	75,000	75,000	25,000	-	(25,000)	●	46,600	(46,600)
Police - Explorer Donations	-	-	-	24	24	●	5,192	(5,168)

City of Brookhaven, Georgia
 Monthly Financial Report
 General Fund
 For The Fourth Month Ending April 30, 2017

	2017			YTD Actual	Variance (\$\$\$)	Ind	2016 PYTD Actual	PYTD to CYTD
	Original Budget	Adjusted Budget	YTD Budget					
Police - Shop w/Badge	-	-	-	(9,871)	(9,871)	●	320	(10,191)
Police - General Donations	-	-	-	25	25	●	-	25
Police - K9 Donations	-	-	-	40	40	●	-	40
Police - Bike Fund	-	-	-	-	-	●	-	-
Total Contributions & Donations	75,000	75,000	25,000	(9,782)	(34,782)	●	52,112	(61,894)
Reimb for damaged property	142,000	142,000	47,333	39,045	(8,288)	●	9,788	29,257
Miscellaneous Revenue	134,561	134,561	44,854	15,953	(28,901)	●	15,755	198
Other Charges For Svcs	5,000	5,000	1,667	2,000	333	●	14	1,986
Total Miscellaneous Revenue	281,561	281,561	93,854	56,998	(36,855)	●	25,558	31,440
Transfer from Gen Fund (100)	-	-	-	-	-	●	-	-
Transfer from Hotel (275)	1,320,000	1,320,000	440,000	-	(440,000)	●	198,269	(198,269)
Proceeds frm Sale of Property	-	-	-	4,747,562	4,747,562	●	-	4,747,562
Capital Lease Proceeds	-	-	-	-	-	●	-	-
Fund Balance/Reserves	-	550,043	183,348	-	(183,348)	●	-	-
Total Other Financing Sources	1,320,000	1,870,043	623,348	4,747,562	4,124,215	●	198,269	4,549,293
Total Revenues	23,788,868	24,338,911	8,112,970	8,827,331	714,361	●	7,845,450	981,881

City of Brookhaven, Georgia
Monthly Financial Report
General Fund
For The Fourth Month Ending April 30, 2017

General Fund Expenditures	2017				Variance (\$\$\$)	Ind	2016 PYTD Actual	PYTD to CYTD
	Original Budget	Adjusted Budget	YTD Budget	YTD Actual				
Personal Services & Employee Benefits	11,682,527	11,682,527	3,894,176	3,903,576	(9,400)	●	3,803,371	100,205
Purchased/Contracted Services	8,002,002	8,491,417	2,830,472	2,187,278	643,194	●	2,259,547	(72,268)
Supplies	1,290,400	1,290,400	430,133	390,851	39,282	●	278,468	112,383
Capital Outlay	122,000	182,628	60,876	132,405	(71,529)	●	34,694	97,711
Interfund/Interdept'l Charges	59,421	59,421	19,807	(4,796)	24,603	●	(4,169)	(626)
Other Costs	1,604,279	1,604,279	534,760	-	534,760	●	-	-
Debt Service	-	-	-	1,519	(1,519)	●	39,500	(37,981)
Other Financing Uses	1,028,239	1,028,239	342,746	5,145,894	(4,803,148)	●	435,073	4,710,821
Total Expenditures	23,788,868	24,338,911	8,112,970	11,756,727	(3,643,757)	●	6,846,483	4,910,245



City of Brookhaven, Georgia
Monthly Financial Report
General Fund
For The Fourth Month Ending April 30, 2017

General Fund Expenditures	2017			YTD Actual	Variance (\$\$\$)	Ind	2016 PYTD Actual	PYTD to CYTD
	Original Budget	Adjusted Budget	YTD Budget					
Regular Salaries	7,596,685	7,596,685	2,532,228	2,188,667	343,561	●	2,292,370	(103,702)
Part-time/Seasonal Salaries	568,275	568,275	189,425	117,183	72,242	●	-	117,183
Salary Allowances	156,000	156,000	52,000	53,200	(1,200)	●	-	53,200
Overtime Salaries	273,671	273,671	91,224	107,605	(16,381)	●	60,951	46,654
Group Insurance	1,238,996	1,238,996	412,999	664,546	(251,547)	●	568,406	96,140
Social Security	29,117	29,117	9,706	7,500	2,206	●	7,665	(165)
Medicare	162,166	162,166	54,055	33,971	20,085	●	30,210	3,761
Retirement	1,263,127	1,263,127	421,042	355,840	65,202	●	371,704	(15,864)
Tuition Reimbursement	10,000	10,000	3,333	-	3,333	●	2,276	(2,276)
Employee Unemployment Tax	-	-	-	-	-	●	-	-
Workers' Compensation	366,490	366,490	122,163	371,384	(249,221)	●	467,220	(95,835)
Other Employment Benefits	18,000	18,000	6,000	3,680	2,320	●	2,569	1,111
Total Personal Svcs & Employee Ben	11,682,527	11,682,527	3,894,176	3,903,576	(9,400)	●	3,803,371	100,205
Official/Admin Svcs	35,000	35,000	11,667	1,237	10,430	●	2,019	(782)
Prof Svcs	1,491,200	1,815,305	605,102	455,917	149,185	●	486,666	(30,749)
Prof Svcs-Legal	579,750	579,750	193,250	162,392	30,858	●	195,201	(32,809)
Prof Svcs-Marketing	5,000	5,000	1,667	-	1,667	●	-	-
Prof Svcs:Election Expense	50,000	50,000	16,667	-	16,667	●	-	-
Technical Svcs	653,175	818,485	272,828	172,058	100,770	●	228,120	(56,062)
Sanitation/Garbage	-	-	-	-	-	●	-	-
Custodial Services	85,930	85,930	28,643	25,353	3,291	●	27,768	(2,416)
Repairs & Maintenance	464,500	464,500	154,833	114,374	40,459	●	260,725	(146,350)
Storm Damage Removal	75,000	75,000	25,000	24,010	990	●	9,904	14,106
Repair & Maintenance	525,000	525,000	175,000	75,010	99,990	●	11,485	63,525
Traffic Signal	140,000	140,000	46,667	13,000	33,667	●	40,330	(27,330)
ROW Maint	25,000	25,000	8,333	25,385	(17,052)	●	19,705	5,680
Repairs and Maintenance - Equipment	-	-	-	-	-	●	-	-
Repairs and Maintenance - Vehicles	229,500	229,500	76,500	46,554	29,946	●	51,400	(4,846)
Rentals	579,883	579,883	193,294	136,214	57,080	●	152,191	(15,977)
Rentals - Equipment	26,300	26,300	8,767	14,483	(5,716)	●	16,066	(1,583)
Equipment Rental	20,000	20,000	6,667	2,634	4,033	●	-	2,634
Insurance--	461,857	461,857	153,952	156,096	(2,144)	●	111,506	44,590
Communications	75,000	75,000	25,000	1,566	23,434	●	26,850	(25,284)
Postage/Shipping	19,650	19,650	6,550	8,088	(1,538)	●	9,166	(1,078)
Advertising--	80,750	80,750	26,917	22,058	4,859	●	7,933	14,125
Printing & Binding	62,650	62,650	20,883	16,926	3,958	●	12,521	4,404
Travel--	73,600	73,600	24,533	9,985	14,548	●	7,863	2,122
Dues & Fees	43,590	43,590	14,530	51,625	(37,095)	●	19,092	32,533
Education & Training	89,347	89,347	29,782	20,280	9,502	●	12,692	7,588
Meeting Expenditures	23,700	23,700	7,900	4,770	3,130	●	6,580	(1,810)
Software licenses	42,485	42,485	14,162	800	13,362	●	45,526	(44,726)
Contract Labor	1,910,160	1,910,160	636,720	618,684	18,036	●	466,694	151,990
Other Purchased Svcs-Other	47,000	47,000	15,667	-	15,667	●	600	(600)
Credit Card Fees	37,000	37,000	12,333	4,509	7,825	●	12,258	(7,749)
Bank Fees	12,000	12,000	4,000	2,478	1,522	●	1,766	712
Other Expenditures	37,975	37,975	12,658	793	11,865	●	16,921	(16,128)
Total Purchased/Contracted Services	8,002,002	8,491,417	2,830,472	2,187,278	643,194	●	2,259,547	(72,268)

City of Brookhaven, Georgia
Monthly Financial Report
General Fund
For The Fourth Month Ending April 30, 2017

General Fund Expenditures	2017			YTD Actual	Variance (\$\$\$)	Ind	2016 PYTD Actual	PYTD to CYTD
	Original Budget	Adjusted Budget	YTD Budget					
Supplies--	379,098	379,098	126,366	212,020	(85,654)	●	104,668	107,351
Uniforms	86,312	86,312	28,771	10,655	18,116	●	14,562	(3,907)
Water/Sewage	127,700	127,700	42,567	24,912	17,655	●	20,558	4,354
Natural Gas	12,500	12,500	4,167	5,673	(1,507)	●	4,254	1,419
Electricity	214,800	214,800	71,600	34,842	36,758	●	43,368	(8,526)
Gasoline	180,250	180,250	60,083	49,595	10,488	●	55,796	(6,201)
Books & Periodicals	3,800	3,800	1,267	125	1,142	●	1,344	(1,219)
Telecommunications	175,000	175,000	58,333	35,032	23,301	●	30,712	4,320
Small Equipment	110,940	110,940	36,980	17,998	18,982	●	3,206	14,792
Total Supplies	1,290,400	1,290,400	430,133	390,851	39,282	●	278,468	112,383
Sites	-	-	-	-	-	●	-	-
Site Improvements	25,000	25,000	8,333	25,374	(17,041)	●	13,566	11,808
Building and Building Improvem	-	-	-	-	-	●	-	-
Infrastructure	-	-	-	-	-	●	-	-
Machinery & Equipment	-	-	-	-	-	●	-	-
Machinery and Equipment	5,000	65,628	21,876	62,361	(40,485)	●	-	62,361
Vehicles	-	-	-	113	(113)	●	10,000	(9,887)
Furniture and Fixtures	5,000	5,000	1,667	-	1,667	●	11,128	(11,128)
Computers	87,000	87,000	29,000	44,557	(15,557)	●	-	44,557
Intangibles Software	-	-	-	-	-	●	-	-
Intangible Software >\$5,000	-	-	-	-	-	●	-	-
Total Capital Outlay	122,000	182,628	60,876	132,405	(71,529)	●	34,694	97,711
Indirect Cost Allocation	59,421	59,421	19,807	(4,796)	24,603	●	(4,169)	(626)
Total Interfund/Interdept'l Charges	59,421	59,421	19,807	(4,796)	24,603	●	(4,169)	(626)
Intergovernmental Expenditures	-	-	-	-	-	●	-	-
Contingency	250,000	250,000	83,333	-	83,333	●	-	-
Contingency-Compensation/Benef	933,953	933,953	311,318	-	311,318	●	-	-
Contingency - Future Use	420,326	420,326	140,109	-	140,109	●	-	-
Total Other Costs	1,604,279	1,604,279	534,760	-	534,760	●	-	-
Transfers Out-Capital	250,000	250,000	83,333	4,747,562	(4,664,229)	●	-	4,747,562
Transfers to E911	255,000	255,000	85,000	-	85,000	●	-	-
Transfer Out - Capital Project	-	-	-	-	-	●	-	-
Transfer to Debt Service	523,239	523,239	174,413	398,332	(223,919)	●	435,073	(36,741)
Transfer Out - Veh Replacement	-	-	-	-	-	●	-	-
Total Other Financing Uses	1,028,239	1,028,239	342,746	5,145,894	(4,803,148)	●	435,073	4,710,821
Total - General Fund	23,788,868	24,338,911	8,112,970	11,756,727	(3,643,757)	●	6,846,483	4,910,245

City of Brookhaven, Georgia
Monthly Financial Report (Cash Balances and Activities)
For The Fourth Month Ending April 30, 2017

<u>Confiscated Funds (#0210)</u>				<i>Cash Balance</i>	\$ 294,628
	2017 Budget	2017 Actual	Variance	% of Budget	
Fund Balance Jan 1 (unaudited)	\$ 194,164	\$ 194,164			
Revenues	64,900	0	(64,900)	-100.0%	
Expenditures	64,900	46,114	18,786	28.9%	
Net Change in Fund Balance	-	(46,113)	(46,113)	n/a	
Available Fund Balance	<u>\$ 194,164</u>	<u>\$ 148,051</u>			
<u>Streetlighting Special Revenue Fund (#0214)</u>				<i>Cash Balance</i>	\$ 265,995
	2017 Budget	2017 Actual	Variance	% of Budget	
Fund Balance Jan 1 (unaudited)	\$ 384,731	\$ 384,731			
Revenues	450,000	6,015	(443,985)	-98.7%	
Expenditures	450,000	116,225	333,775	74.2%	
Net Change in Fund Balance	-	(110,210)	(110,210)	n/a	
Available Fund Balance	<u>\$ 384,731</u>	<u>\$ 274,521</u>			
<u>Enhanced 911 Communications (#0215)</u>				<i>Cash Balance</i>	\$ 116,826
	2017 Budget	2017 Actual	Variance	% of Budget	
Fund Balance Jan 1 (unaudited)	\$ 220,986	\$ 220,986			
Revenues	1,075,000	304,986	(770,014)	-71.6%	
Expenditures	1,075,000	268,750	806,250	75.0%	
Net Change in Fund Balance	-	36,236	36,236	n/a	
Available Fund Balance	<u>\$ 220,986</u>	<u>\$ 257,222</u>			
<u>Grants Fund (#0250)</u>				<i>Cash Balance</i>	\$ (42,053)
	2017 Budget	2017 Actual	Variance	% of Budget	
Fund Balance Jan 1 (unaudited)	\$ -	\$ -			
Revenues	-	-	-	n/a	
Expenditures	-	42,053	(42,053)	n/a	
Net Change in Fund Balance	-	(42,053)	(42,053)	n/a	
Available Fund Balance	<u>\$ -</u>	<u>\$ (42,053)</u>			

City of Brookhaven, Georgia
 Monthly Financial Report (Cash Balances and Activities)
 For The Fourth Month Ending April 30, 2017

Special Tax District #1 Special Revenue Fund (#270)				Cash Balance	\$ 28,468
	2017 Budget	2017 Actual	Variance	% of Budget	
Fund Balance Jan 1 <i>(unaudited)</i>	\$ (55,227)	\$ (55,227)			
Revenues	534,812	19,576	(515,236)		-96.3%
Expenditures	534,812	116,263	418,549		78.3%
Net Change in Fund Balance	-	(96,687)	(96,687)		n/a
Available Fund Balance	<u>\$ (55,227)</u>	<u>\$ (151,914)</u>			
	2017 Budget	2017 Actual	Variance	% of Budget	
Property Tax	\$ 488,713	\$ 2,520	(486,193)		-99.5%
Payments in Lieu of Taxes	46,099	17,056	(29,043)		-63.0%
Total Revenues	<u>534,812</u>	<u>19,576</u>	<u>(515,236)</u>		<u>-96.3%</u>
Personal Services	\$ 364,422	\$ 111,467	\$ 252,955		69.4%
Other Operating Costs	229,811	-	229,811		100.0%
Capital Outlay	-	-	-		n/a
Allocation of Costs	(59,421)	4,796	(64,217)		108.1%
Total Expenditures	<u>534,812</u>	<u>116,263</u>	<u>418,549</u>		<u>78.3%</u>

City of Brookhaven, Georgia
Monthly Financial Report (Cash Balances and Activities)
For The Fourth Month Ending April 30, 2017

<u>Hotel Motel Special Revenue Funds (#275)</u>				<i>Cash Balance</i>	\$ 1,852,946
	2017 Budget	2017 Actual	Variance	% of Budget	
Fund Balance Jan 1 <i>(unaudited)</i>	\$ 1,660,476	\$ 1,660,476			
Revenues	2,200,000	556,944	(1,643,056)	-74.7%	
Expenditures	2,200,000	382,236	1,817,764	82.6%	
Net Change in Fund Balance	-	174,708	174,708	n/a	
Available Fund Balance	<u>\$ 1,660,476</u>	<u>\$ 1,835,184</u>			
	2017 Budget	2017 Actual	Variance	% of Budget	
Hotel Motel Taxes	\$ 2,200,000	\$ 556,944	(1,643,056)	-74.7%	
Other Revenues	-	-	-	n/a	
Total Revenues	<u>2,200,000</u>	<u>556,944</u>	<u>(1,643,056)</u>	<u>-74.7%</u>	
Personal/Operating Costs	\$ -	\$ 30,000	\$ (30,000)	n/a	
Brookhaven CVB	-	\$ -	-	n/a	
Payments to Other Agencies	880,000	\$ 352,236	527,764	60.0%	
Contingency	-	-	-	n/a	
Transfer Out	1,320,000	-	1,320,000	100.0%	
Total Expenditures	<u>2,200,000</u>	<u>382,236</u>	<u>1,817,764</u>	<u>82.6%</u>	

City of Brookhaven, Georgia
Monthly Financial Report (Cash Balances and Activities)
For The Fourth Month Ending April 30, 2017

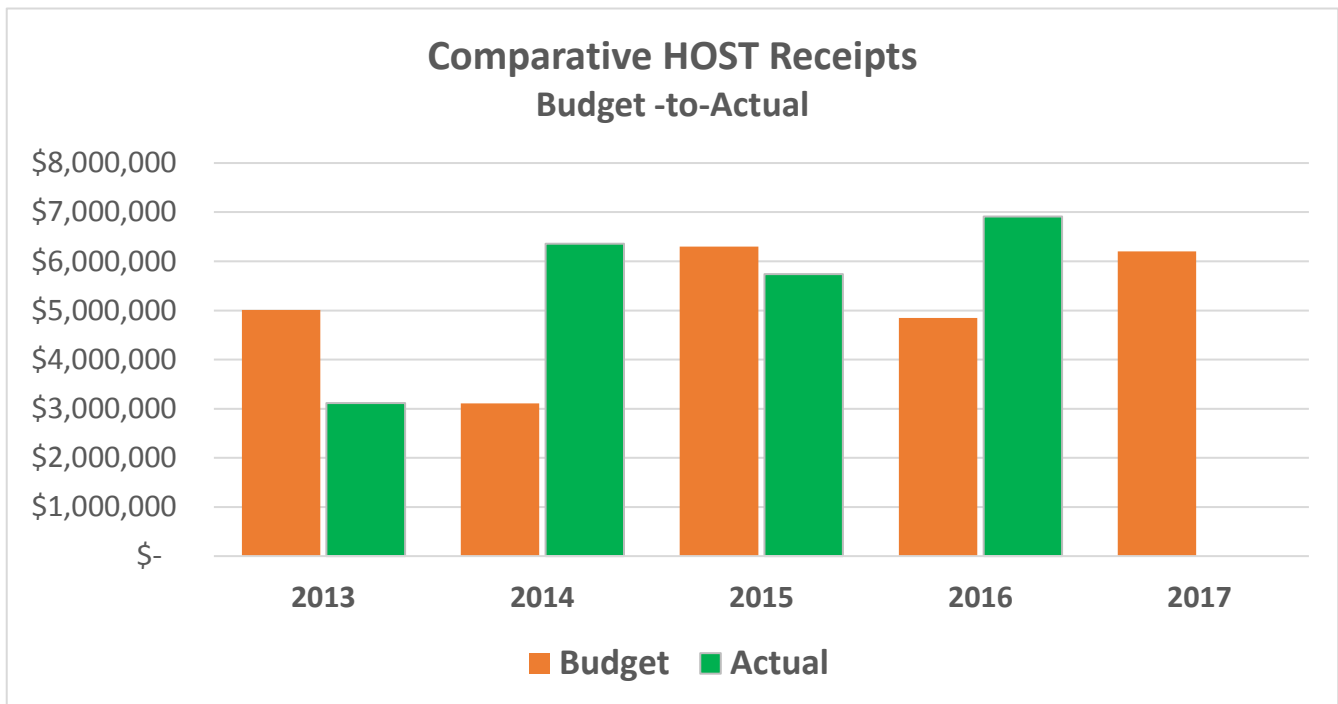
Homestead Option Sales Tax (HOST) Special Revenue Fund (#330)			<i>Cash Balance</i>	\$8,970,720
	2017 Budget	2017 Actual	Variance	% of Budget
Fund Balance Jan 1 <i>(unaudited)</i>	\$ 9,906,584	\$ 9,906,584		
Revenues	6,200,000	442,742	(5,757,258)	-92.9%
Expenditures	6,200,000	1,377,616	4,822,384	77.8%
Net Change in Fund Balance	-	(934,874)	(934,874)	n/a
Available Fund Balance	<u>9,906,584</u>	<u>8,971,710</u>		

Revenues and Expenditures	2017 Budget	2017 Actual	Variance	% of Budget
HOST Taxes	\$ 6,200,000	\$ -	(6,200,000)	-100.0%
Other Revenues	-	442,742	442,742	n/a
Total Revenues	<u>6,200,000</u>	<u>442,742</u>	<u>(5,757,258)</u>	<u>-92.9%</u>
Administrative Departments	\$ -	50	(50)	n/a
Police	559,770	124,381	435,389	77.8%
Public Works	2,765,360	688,596	2,076,764	75.1%
Parks & Recreation	2,874,870	564,588	2,310,282	80.4%
Transfer Out	-	-	-	n/a
Total Expenditures	<u>6,200,000</u>	<u>1,377,616</u>	<u>4,822,384</u>	<u>77.8%</u>

City of Brookhaven, Georgia
Monthly Financial Report (Cash Balances and Activities)
For The Fourth Month Ending April 30, 2017

HOST Revenues - tax years	Budgeted Receipts	Actual Receipts	Variance	% of Budget
2013 - Aug 13 thru Jan 14	\$ 5,010,000	\$ 3,116,724	(1,893,276)	-37.8%
2014 - Aug 14 thru Jan 15	3,110,000	6,360,077	3,250,077	104.5%
2015 - Aug 15 thru Jan 16	6,300,000	5,738,369	(561,631)	-8.9%
2016 - Aug 16 thru Jan 17	4,850,000	6,911,336	2,061,336	42.5%
2017 - Aug 17 thru Jan 18	6,200,000	-	(6,200,000)	-100.0%
Total YTD HOST Receipts	25,470,000	22,126,506	(3,343,494)	-13.1%

For comparative purposes, the \$5,738,369 received for 2015 HOST includes a payment of \$1,943,735.61 received in January 2016.



HOST Expenditures - fiscal years	Budget	Actual	Variance	% of Budget
FY2013	\$ 5,010,000	\$ 917,693	4,092,307	81.7%
FY2014	3,110,000	3,854,501	(744,501)	-23.9%
FY2015	6,300,000	3,596,524	2,703,476	42.9%
FY2016	4,850,000	5,999,277	(1,149,277)	-23.7%
FY2017	6,200,000	1,377,616	4,822,384	77.8%
Total YTD Expenditures	\$ 19,270,000	\$ 14,367,995	\$ 4,902,005	25.4%

City of Brookhaven, Georgia
Monthly Financial Report (Cash Balances and Activities)
For The Fourth Month Ending April 30, 2017

HOST Expenditures - Administration	Budget	Actual	Variance	% of Budget
FY2013	\$ 3,110,000	\$ 194,706	2,915,294	93.7%
FY2014	(590,000)	396,715	(986,715)	167.2%
FY2015	-	-	-	n/a
FY2016	-	23,119	(23,119)	n/a
FY2017	-	50	(50)	n/a
Total YTD Expenditures	\$ 2,520,000	\$ 614,590	\$ 1,905,410	75.6%

Note: The \$3,110,000 budget for FY2013 was budgeted for "Future Projects"

Note: The -\$590,000 budget for FY2014 is net of using \$1.3 from future projects and addition of \$750,000 in additional projects (LCI Match - \$100,000 and \$650,000 in Tenant Improvements)

HOST Expenditures - Police	Budget	Actual	Variance	% of Budget
FY2013	\$ -	\$ 673,337	(673,337)	n/a
FY2014	-	569,702	(569,702)	n/a
FY2015	115,000	318,469	(203,469)	-176.9%
FY2016	250,000	358,556	(108,556)	-43.4%
FY2017	559,770	124,381	435,389	77.8%
Total YTD Expenditures	\$ 924,770	\$ 2,044,446	\$ (1,119,676)	-121.1%

HOST Expenditures - Public Works	Budget	Actual	Variance	% of Budget
FY2013	\$ 1,500,000	\$ 49,650	1,450,350	96.7%
FY2014	1,600,000	2,536,392	(936,392)	-58.5%
FY2015	3,124,000	2,166,558	957,442	30.6%
FY2016	2,000,000	2,223,418	(223,418)	-11.2%
FY2017	2,874,870	688,596	2,186,274	76.0%
Total YTD Expenditures	\$ 11,098,870	\$ 7,664,614	\$ 3,434,256	30.9%

City of Brookhaven, Georgia
Monthly Financial Report (Cash Balances and Activities)
For The Fourth Month Ending April 30, 2017

HOST Expenditures - Parks & Rec	Budget	Actual	Variance	% of Budget
FY2013	\$ 400,000	\$ -	400,000	100.0%
FY2014	2,100,000	351,691	1,748,309	83.3%
FY2015	3,061,000	1,111,498	1,949,502	63.7%
FY2016	2,600,000	1,364,183	1,235,817	47.5%
FY2017	<u>2,874,870</u>	<u>564,588</u>	<u>2,310,282</u>	<u>80.4%</u>
Total YTD Expenditures	<u>\$ 11,035,870</u>	<u>\$ 3,391,960</u>	<u>\$ 7,643,910</u>	<u>69.3%</u>

City of Brookhaven, Georgia
Monthly Financial Report (Cash Balances and Activities)
For The Fourth Month Ending April 30, 2017

Capital Projects Fund (#350)	<i>Cash Balance</i>			2,030,000.00
	2017 Budget	2017 Actual	Variance	% of Budget
Fund Balance Jan 1 (unaudited)	<u>\$ 2,030,000</u>	<u>\$ 2,030,000</u>		
Revenues	2,030,000	4,747,562	2,717,562	133.9%
Expenditures	2,030,000	40,125	1,989,875	98.0%
Net Change in Fund Balance	-	4,707,437	4,707,437	n/a
Available Fund Balance	<u>2,030,000</u>	<u>6,737,437</u>		

Revenues and Expenditures	2017 Budget	2017 Actual	Variance	% of Budget
Capital Contributions	\$ -	\$ 4,747,562	4,747,562	n/a
Other Revenues	<u>2,030,000</u>	<u>-</u>	<u>(2,030,000)</u>	<u>-100.0%</u>
Total Revenues	<u>2,030,000</u>	<u>4,747,562</u>	<u>2,717,562</u>	<u>133.9%</u>
Administrative Departments	\$ -	-	-	n/a
Police	-	-	-	n/a
Public Works	1,060,000	-	1,060,000	100.0%
Parks & Recreation	970,000	40,125	929,875	95.9%
Transfer Out	<u>-</u>	<u>-</u>	<u>-</u>	<u>n/a</u>
Total Expenditures	<u>2,030,000</u>	<u>40,125</u>	<u>1,989,875</u>	<u>98.0%</u>

City of Brookhaven, Georgia
Monthly Financial Report (Cash Balances and Activities)
For The Fourth Month Ending April 30, 2017

<u>Debt Service Fund (#401)</u>	2017 Budget	2017 Actual	Cash Balance Variance	\$ - % of Budget
Fund Balance Jan 1 (unaudited)	\$ -	\$ -		
Revenues	523,239	398,332	(124,907)	-23.9%
Expenditures	523,239	398,332	124,907	23.9%
Net Change in Fund Balance	-	(0)	(0)	n/a
Available Fund Balance	<u>-</u>	<u>(0)</u>		

Revenues and Expenditures	2017 Budget	2017 Actual	Variance	% of Budget
Transfers In	523,239	398,332	(124,907)	-23.9%
Total Revenues	<u>523,239</u>	<u>398,332</u>	<u>(124,907)</u>	<u>-23.9%</u>
Principal	508,215	385,177	123,038	24.2%
Interests	15,024	13,155	1,869	12.4%
Total Expenditures	<u>523,239</u>	<u>398,332</u>	<u>124,907</u>	<u>23.9%</u>

Balance

<u>Technology Equipment</u>	207,559
<i>Jan -2013; Due Jan-2018</i>	
<i>Original \$1,000,000; 1.890%</i>	
<u>Motorola Radios</u>	73,417
<i>June-2013; Due July-2018</i>	
<i>Original \$172,973; 4.108%</i>	
<u>Police Cars (57)</u>	29,122
<i>Nov-2013; Due May 2017</i>	
<i>Original \$1,700,000; 3.0%</i>	
<u>Police Cars (3)</u>	69,840
<i>June-2015; Due July-2019</i>	
<i>Original \$116,256; Due July-2019</i>	
Totals	<u><u>379,937</u></u>

City of Brookhaven, Georgia
 Monthly Financial Report (Cash Balances and Activities)
 For The Fourth Month Ending April 30, 2017

Stormwater Utility Fund (#506)			Cash Balance	\$ 1,433,416
	2017 Budget	2017 Actual	Variance	% of Budget
Net Position Jan 1 (unaudited)	\$ 8,733,182	\$ 8,733,182		
Revenues	2,156,532	17,002	(2,139,530)	-99.2%
Expenditures	2,156,532	479,567	1,676,965	77.8%
Net Change in Net Position	-	(462,564)	(462,564)	n/a
Available Net Position	<u>8,733,182</u>	<u>8,270,618</u>		

Revenues and Expenditures	2017 Budget	2017 Actual	Variance	% of Budget
Stormwater Fees	\$ 1,775,000	\$ 17,002	(1,757,998)	-99.0%
Other Revenues	381,532	-	(381,532)	-100.0%
Total Revenues	<u>2,156,532</u>	<u>17,002</u>	<u>(2,139,530)</u>	<u>-99.2%</u>
Operating Costs	\$ 926,532	194,353	732,179	79.0%
Capital Outlay	1,230,000	285,214	944,786	76.8%
Debt Service	-	-	-	n/a
Transfer Out	-	-	-	n/a
Total Expenditures	<u>2,156,532</u>	<u>479,567</u>	<u>1,676,965</u>	<u>77.8%</u>

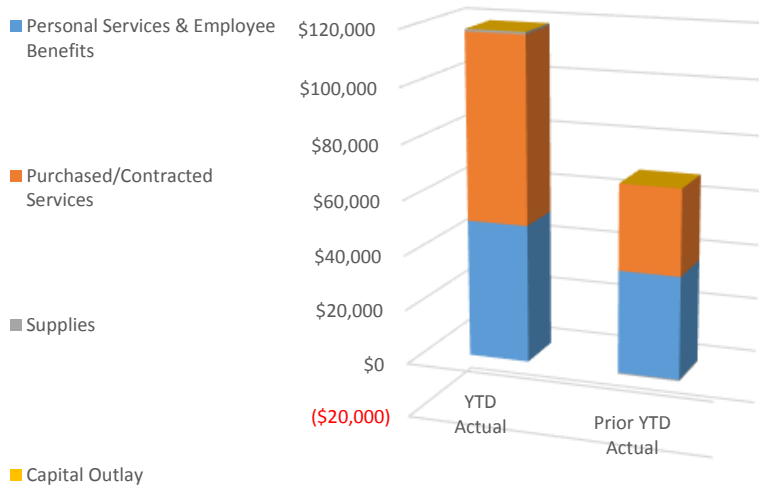
Vehicle Replacement Fund (#0601)			Cash Balance	\$ 858,301
	2017 Budget	2017 Actual	Variance	% of Budget
Fund Balance Jan 1 (unaudited)	\$ 998,983	\$ 998,983		
Revenues	651,832	-	(651,832)	-100.0%
Expenditures	651,832	140,682	511,151	78.4%
Net Change in Fund Balance	-	(140,682)	(140,682)	n/a
Available Fund Balance	<u>\$ 998,983</u>	<u>\$ 858,302</u>		

Revenues and Expenditures	2017 Budget	2017 Actual	Variance	% of Budget
Transfers In	-	-	-	n/a
Reserves	651,832	-	(651,832)	-100.0%
Total Revenues	<u>651,832</u>	<u>-</u>	<u>-</u>	<u>0.0%</u>
Vehicle Replacement	651,832	140,682	511,151	78.4%
Contingency	-	-	-	n/a
Total Expenditures	<u>651,832</u>	<u>140,682</u>	<u>511,151</u>	<u>78.4%</u>

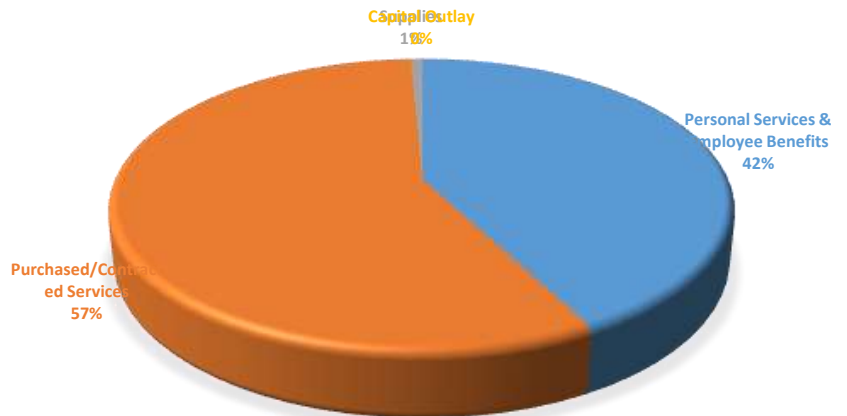
City of Brookhaven, Georgia
Monthly Financial Report
Mayor & City Council
For The Fourth Month Ending April 30, 2017

	2017		YTD Budget	YTD Actual	Variance (\$\$\$)	Ind	2016 PYTD Actual	PYTD to CYTD
	Original Budget	Adjusted Budget						
Personal Services & Employee Benefits	123,071	123,071	41,024	50,162	(9,139)	●	37,238	12,924
Purchased/Contracted Services	93,691	93,691	31,230	67,621	(36,391)	●	31,102	36,519
Supplies	1,500	1,500	500	851	(351)	●	(473)	1,324
Capital Outlay	-	-	-	-	-	●	-	-
Total Expenditures	218,262	218,262	72,754	118,634	(45,880)	●	67,867	50,767

Comparative Expenditures



EXPENDITURES



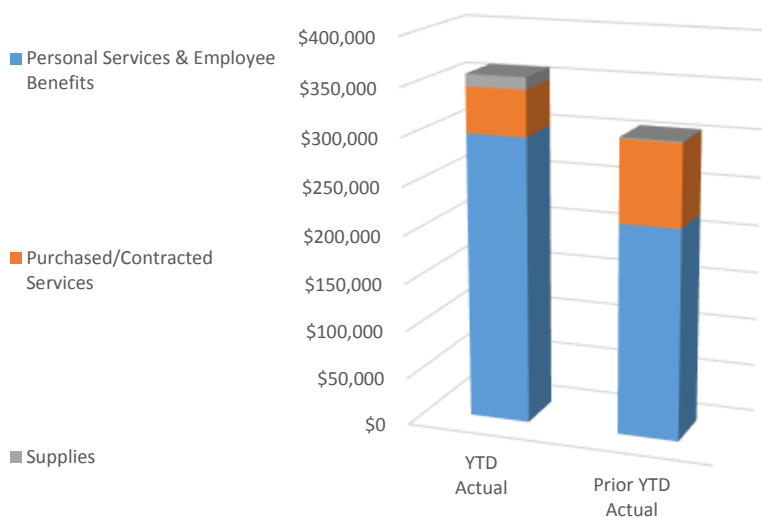
City of Brookhaven, Georgia
 Monthly Financial Report
 Mayor & City Council
 For The Fourth Month Ending April 30, 2017

	2017		YTD Budget	YTD Actual	Variance (\$\$\$)	Ind	2016 PYTD Actual	PYTD to CYTD
	Original Budget	Adjusted Budget						
Regular Salaries	64,000	64,000	21,333	20,966	367	●	23,733	(2,767)
Part-time/Seasonal Salaries	-	-	-	-	-	●	-	-
Salary Allowances	4,800	4,800	1,600	1,600	-	●	-	1,600
Group Insurance	44,000	44,000	14,667	26,513	(11,847)	●	6,955	19,558
Social Security	4,266	4,266	1,422	878	544	●	1,104	(226)
Medicare	1,411	1,411	470	205	265	●	357	(152)
Workers' Compensation	4,594	4,594	1,531	-	1,531	●	5,089	(5,089)
Total Personal Svcs & Employee Benefit	123,071	123,071	41,024	50,162	(9,139)	●	37,238	12,924
Prof Svcs	10,000	10,000	3,333	7,500	(4,167)	●	11,328	(3,828)
Prof Svcs-Legal	-	-	-	-	-	●	-	-
Technical Svcs	500	500	167	-	167	●	-	-
Repairs & Maintenance	250	250	83	-	83	●	634	(634)
Insurance--	30,641	30,641	10,214	10,256	(42)	●	1,249	9,007
Communications	200	200	67	-	67	●	38	(38)
Postage/Shipping	100	100	33	125	(91)	●	2	123
Advertising--	250	250	83	-	83	●	-	-
Printing & Binding	150	150	50	-	50	●	25	(25)
Travel--	10,000	10,000	3,333	38	3,296	●	1,693	(1,655)
Dues & Fees	11,600	11,600	3,867	42,386	(38,519)	●	610	41,776
Education & Training	10,000	10,000	3,333	7,091	(3,757)	●	3,512	3,579
Meeting Expenditures	3,000	3,000	1,000	226	774	●	3,277	(3,051)
Other Purchased Svcs-Other	17,000	17,000	5,667	-	5,667	●	600	(600)
Other Expenditures	-	-	-	-	-	●	8,134	(8,134)
Total Purchased/Contracted Services	93,691	93,691	31,230	67,621	(36,391)	●	31,102	36,519
Supplies	1,000	1,000	333	493	(160)	●	(473)	966
Gasoline	-	-	-	233	(233)	●	-	233
Books & Periodicals	500	500	167	125	42	●	-	125
Small Equipment	-	-	-	-	-	●	-	-
Total Supplies	1,500	1,500	500	851	(351)	●	(473)	1,324
DEPARTMENTAL/DIVISION TOTALS	218,262	218,262	72,754	118,634	(45,880)	●	67,867	50,767

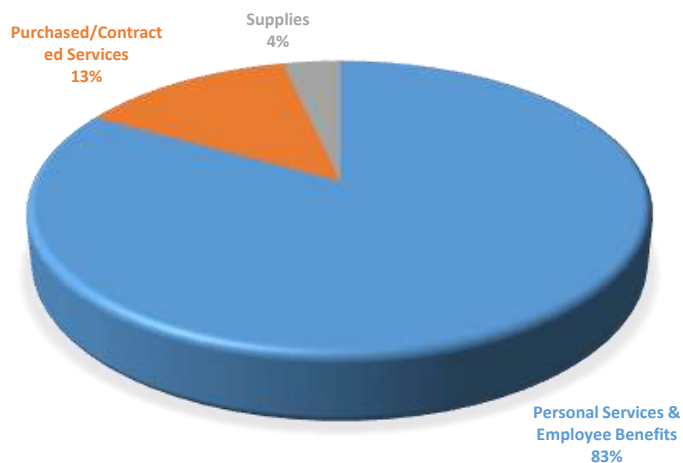
City of Brookhaven, Georgia
Monthly Financial Report
City Manager
For The Fourth Month Ending April 30, 2017

	2017		YTD Budget	YTD Actual	Variance (\$\$\$)	Ind	2016 PYTD Actual	PYTD to CYTD
	Original Budget	Adjusted Budget						
Personal Services & Employee Benefits	1,097,895	1,097,895	365,965	298,197	67,768	●	219,181	79,015
Purchased/Contracted Services	52,406	66,532	22,177	47,677	(25,500)	●	84,968	(37,291)
Supplies	3,000	3,000	1,000	12,671	(11,671)	●	1,563	11,109
Total Expenditures	1,153,301	1,167,427	389,142	358,545	30,597	●	305,712	52,833

Comparative Expenditures



EXPENDITURES



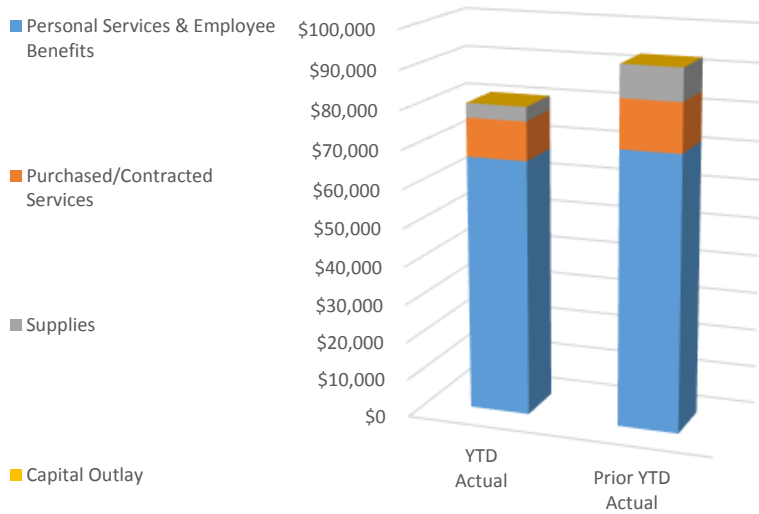
City of Brookhaven, Georgia
 Monthly Financial Report
 City Manager
 For The Fourth Month Ending April 30, 2017

	2017				Variance (\$\$\$)	Ind	2016 PYTD Actual	PYTD to CYTD
	Original Budget	Adjusted Budget	YTD Budget	YTD Actual				
Regular Salaries	768,147	768,147	256,049	204,403	51,646	●	71,212	133,191
Part-time/Seasonal Salaries	40,560	40,560	13,520	7,857	5,664	●	-	7,857
Salary Allowances	18,000	18,000	6,000	6,000	-	●	-	6,000
Overtime Salaries	-	-	-	2,667	(2,667)	●	-	2,667
Group Insurance	70,757	70,757	23,586	30,818	(7,232)	●	30,395	423
Social Security	2,516	2,516	839	390	449	●	-	390
Medicare	16,951	16,951	5,650	3,131	2,519	●	851	2,280
Retirement	180,964	180,964	60,321	40,266	20,056	●	66,468	(26,202)
Workers' Compensation	-	-	-	2,665	(2,665)	●	50,256	(47,591)
Total Personal Svcs & Employee Benefit	1,097,895	1,097,895	365,965	298,197	67,768	●	219,181	79,015
Official/Admin Svcs	-	-	-	-	-	●	-	-
Prof Svcs	10,000	24,126	8,042	37,659	(29,617)	●	42,969	(5,310)
Prof Svcs-Legal	-	-	-	-	-	●	27,462	(27,462)
Prof Svcs-Marketing	5,000	5,000	1,667	-	1,667	●	-	-
Rentals - Equipment	-	-	-	1,356	(1,356)	●	3,195	(1,839)
Insurance--	-	-	-	4,250	(4,250)	●	9,595	(5,344)
Postage/Shipping	-	-	-	158	(158)	●	4	155
Advertising--	1,000	1,000	333	-	333	●	446	(446)
Printing & Binding	4,000	4,000	1,333	1,696	(363)	●	132	1,564
Travel--	6,600	6,600	2,200	1,204	996	●	433	771
Dues & Fees	4,889	4,889	1,630	150	1,480	●	334	(184)
Education & Training	7,817	7,817	2,606	98	2,508	●	335	(237)
Meeting Expenditures	12,100	12,100	4,033	655	3,378	●	-	655
Other Expenditures	1,000	1,000	333	-	333	●	-	-
Total Purchased/Contracted Services	52,406	66,532	22,177	47,677	(25,500)	●	84,968	(37,291)
Supplies	2,500	2,500	833	12,244	(11,410)	●	1,563	10,681
Books & Periodicals	-	-	-	-	-	●	-	-
Small Equipment	500	500	167	-	167	●	-	-
Total Supplies	3,000	3,000	1,000	12,671	(11,671)	●	1,563	11,109
DEPARTMENTAL/DIVISION TOTALS	1,153,301	1,167,427	389,142	358,545	30,597	●	305,712	52,833

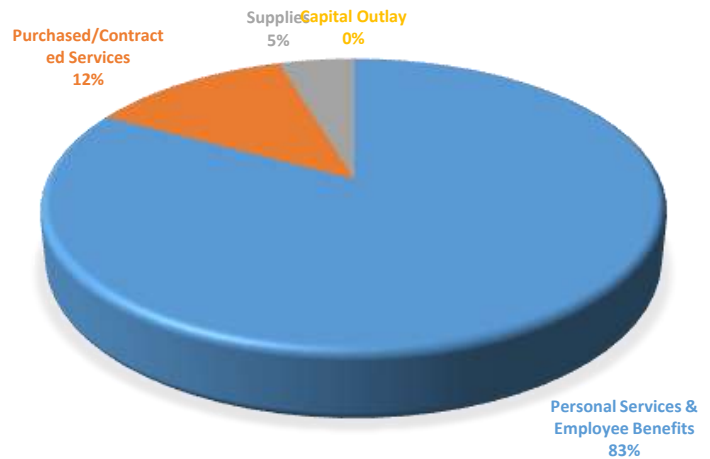
City of Brookhaven, Georgia
Monthly Financial Report
City Clerk
For The Fourth Month Ending April 30, 2017

	2017		YTD Budget	YTD Actual	Variance (\$\$\$)	Ind	2016 PYTD Actual	PYTD to CYTD
	Original Budget	Adjusted Budget						
Personal Services & Employee Benefits	219,660	219,660	73,220	66,747	6,473	●	71,640	(4,893)
Purchased/Contracted Services	95,950	95,950	31,983	10,022	21,962	●	12,639	(2,617)
Supplies	4,100	4,100	1,367	3,725	(2,358)	●	8,378	(4,654)
Capital Outlay	-	-	-	-	-	●	-	-
Total Expenditures	319,710	319,710	106,570	80,493	26,077	●	92,657	(12,164)

Comparative Expenditures



EXPENDITURES



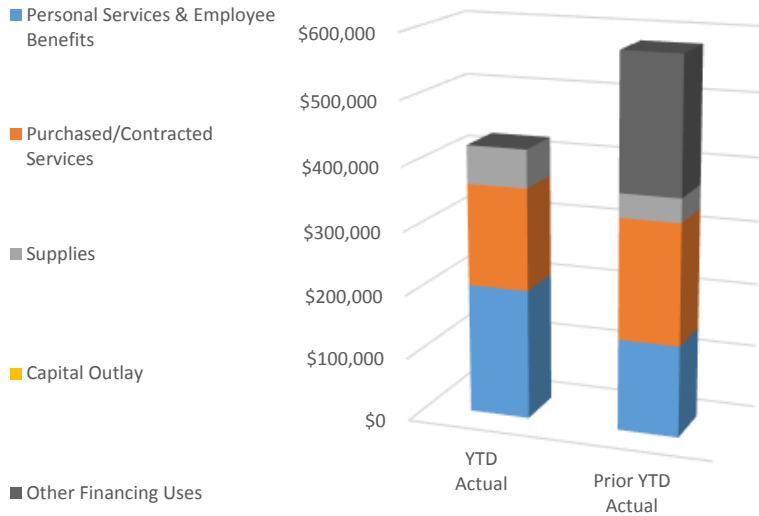
City of Brookhaven, Georgia
 Monthly Financial Report
 City Clerk
 For The Fourth Month Ending April 30, 2017

	2017			YTD Actual	Variance (\$\$\$)	Ind	2016 PYTD Actual	PYTD to CYTD
	Original Budget	Adjusted Budget	YTD Budget					
Regular Salaries	141,855	141,855	47,285	44,661	2,624	●	42,540	2,121
Part-time/Seasonal Salaries	-	-	-	-	-	●	-	-
Salary Allowances	-	-	-	-	-	●	-	-
Overtime Salaries	6,000	6,000	2,000	1,674	326	●	-	1,674
Group Insurance	35,435	35,435	11,812	11,727	85	●	11,585	142
Medicare	2,909	2,909	970	648	322	●	596	52
Retirement	22,981	22,981	7,660	7,506	154	●	6,891	615
Workers' Compensation	10,480	10,480	3,493	531	2,963	●	10,029	(9,498)
Total Personal Svcs & Employee Benefit	219,660	219,660	73,220	66,747	6,473	●	71,640	(4,893)
Prof Svcs	-	-	-	-	-	●	6,523	(6,523)
Prof Svcs-Legal	7,000	7,000	2,333	-	2,333	●	-	-
Prof Svcs:Election Expense	50,000	50,000	16,667	-	16,667	●	-	-
Technical Svcs	550	550	183	-	183	●	450	(450)
Insurance--	6,750	6,750	2,250	2,125	125	●	2,849	(724)
Communications	1,200	1,200	400	-	400	●	99	(99)
Postage/Shipping	250	250	83	13	70	●	35	(22)
Advertising--	1,000	1,000	333	115	219	●	-	115
Printing & Binding	15,000	15,000	5,000	4,007	993	●	-	4,007
Travel--	9,800	9,800	3,267	2,367	900	●	864	1,503
Dues & Fees	550	550	183	275	(92)	●	315	(40)
Education & Training	3,600	3,600	1,200	1,120	80	●	1,477	(357)
Meeting Expenditures	250	250	83	-	83	●	26	(26)
Software licenses	-	-	-	-	-	●	-	-
Other Expenditures	-	-	-	-	-	●	-	-
Total Purchased/Contracted Services	95,950	95,950	31,983	10,022	21,962	●	12,639	(2,617)
Supplies	3,600	3,600	1,200	3,725	(2,525)	●	8,339	(4,615)
Uniforms	200	200	67	-	67	●	-	-
Books & Periodicals	300	300	100	-	100	●	39	(39)
Small Equipment	-	-	-	-	-	●	-	-
Total Supplies	4,100	4,100	1,367	3,725	(2,358)	●	8,378	(4,654)
Intangible Software >\$5,000	-	-	-	-	-	●	-	-
Total Capital Outlay	-	-	-	-	-	●	-	-
DEPARTMENTAL/DIVISION TOTALS	319,710	319,710	106,570	80,493	26,077	●	92,657	(12,164)

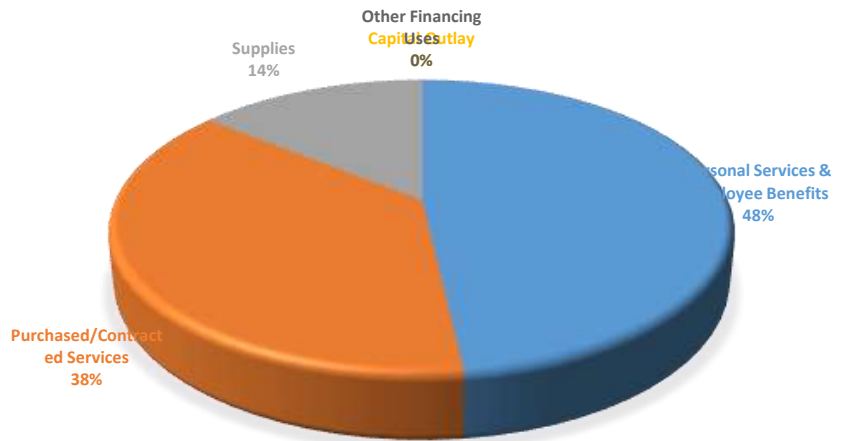
City of Brookhaven, Georgia
Monthly Financial Report
Finance & Administration
For The Fourth Month Ending April 30, 2017

	2017		YTD Budget	YTD Actual	Variance (\$\$\$)	Ind	2016 PYTD Actual	PYTD to CYTD
	Original Budget	Adjusted Budget						
Personal Services & Employee Benefits	604,931	604,931	201,644	204,086	(2,442)	●	143,221	60,865
Purchased/Contracted Services	835,980	835,980	278,660	159,459	119,201	●	188,413	(28,954)
Supplies	139,750	139,750	46,583	59,878	(13,294)	●	37,300	22,578
Capital Outlay	-	-	-	-	-	●	-	-
Other Financing Uses	-	-	-	-	-	●	211,482	(211,482)
Total Expenditures	1,580,661	1,580,661	526,887	424,941	101,946	●	619,915	(194,974)

Comparative Expenditures



EXPENDITURES



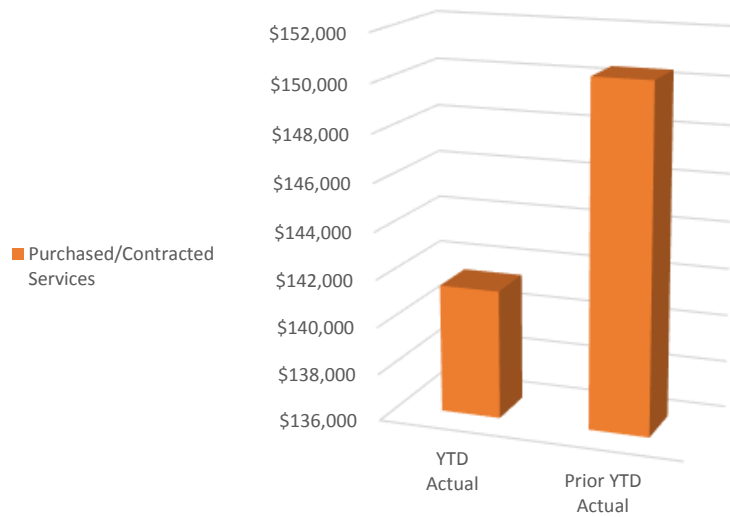
City of Brookhaven, Georgia
 Monthly Financial Report
 Finance & Administration
 For The Fourth Month Ending April 30, 2017

	2017		YTD Budget	YTD Actual	Variance (\$\$\$)	Ind	2016 PYTD Actual	PYTD to CYTD
	Original Budget	Adjusted Budget						
Regular Salaries	367,396	367,396	122,465	138,314	(15,849)	●	96,017	42,298
Part-time/Seasonal Salaries	61,792	61,792	20,597	4,981	15,616	●	-	4,981
Salary Allowances	-	-	-	800	(800)	●	-	800
Overtime Salaries	-	-	-	2,609	(2,609)	●	239	2,370
Group Insurance	93,555	93,555	31,185	38,353	(7,168)	●	22,448	15,905
Social Security	3,832	3,832	1,277	309	969	●	1,025	(716)
Medicare	8,801	8,801	2,934	2,034	899	●	1,335	699
Retirement	59,519	59,519	19,840	16,154	3,685	●	8,948	7,207
Workers' Compensation	10,036	10,036	3,345	531	2,815	●	13,209	(12,679)
Total Personal Svcs & Employee Benefit	604,931	604,931	201,644	204,086	(2,442)	●	143,221	60,865
Official/Admin Svcs	35,000	35,000	11,667	1,237	10,430	●	2,019	(782)
Prof Svcs	305,100	305,100	101,700	68,416	33,284	●	91,287	(22,871)
Prof Svcs-Legal	-	-	-	-	-	●	-	-
Technical Svcs	-	-	-	-	-	●	13,566	(13,566)
Custodial Services	25,700	25,700	8,567	8,493	74	●	7,960	533
Repairs & Maintenance	45,000	45,000	15,000	19,894	(4,894)	●	673	19,222
Rentals	312,500	312,500	104,167	53,682	50,484	●	47,318	6,364
Rentals - Equipment	7,500	7,500	2,500	6,064	(3,564)	●	8,695	(2,630)
Insurance--	8,630	8,630	2,877	2,716	161	●	2,729	(13)
Communications	8,600	8,600	2,867	-	2,867	●	2,630	(2,630)
Postage/Shipping	6,500	6,500	2,167	1,109	1,058	●	6,504	(5,396)
Advertising--	7,500	7,500	2,500	-	2,500	●	100	(100)
Printing & Binding	2,000	2,000	667	55	612	●	23	31
Travel--	2,200	2,200	733	-	733	●	-	-
Dues & Fees	4,000	4,000	1,333	514	820	●	1,271	(757)
Education & Training	2,000	2,000	667	-	667	●	-	-
Meeting Expenditures	250	250	83	-	83	●	409	(409)
Contract Labor	40,000	40,000	13,333	-	13,333	●	-	-
Credit Card Fees	11,500	11,500	3,833	(5,198)	9,032	●	1,463	(6,661)
Bank Fees	12,000	12,000	4,000	2,478	1,522	●	1,766	712
Total Purchased/Contracted Services	835,980	835,980	278,660	159,459	119,201	●	188,413	(28,954)
Supplies	56,500	56,500	18,833	40,989	(22,156)	●	7,940	33,049
Water/Sewage	25,000	25,000	8,333	262	8,071	●	8,237	(7,975)
Natural Gas	2,500	2,500	833	1,528	(694)	●	670	858
Electricity	55,000	55,000	18,333	15,139	3,194	●	19,203	(4,064)
Gasoline	250	250	83	-	83	●	-	-
Books & Periodicals	500	500	167	-	167	●	-	-
Small Equipment	-	-	-	1,960	(1,960)	●	1,250	710
Total Supplies	139,750	139,750	46,583	59,878	(13,294)	●	37,300	22,578
Transfer to Debt Service	-	-	-	-	-	●	211,482	(211,482)
Total Other Financing Uses	-	-	-	-	-	●	211,482	(211,482)
DEPARTMENTAL/DIVISION TOTALS	1,580,661	1,580,661	526,887	424,941	101,946	●	619,915	(194,974)

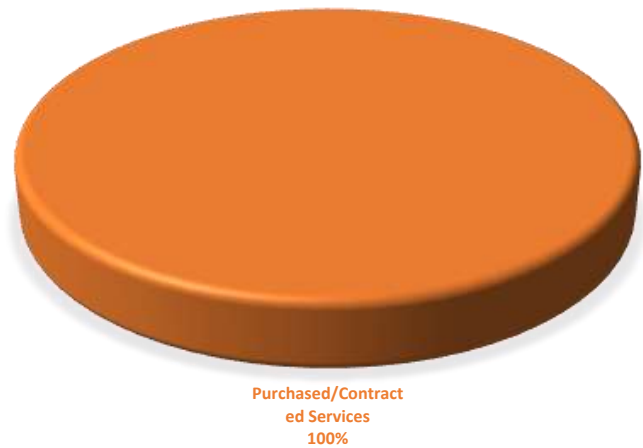
City of Brookhaven, Georgia
 Monthly Financial Report
 Law/Legal
 For The Fourth Month Ending April 30, 2017

	2017		YTD Budget	YTD Actual	Variance (\$\$\$)	Ind	2016 PYTD Actual	PYTD to CYTD
	Original Budget	Adjusted Budget						
Purchased/Contracted Services	470,000	470,000	156,667	141,430	15,237	●	150,453	(9,024)
Total Expenditures	470,000	470,000	156,667	141,430	15,237	●	150,453	(9,024)

Comparative Expenditures



EXPENDITURES



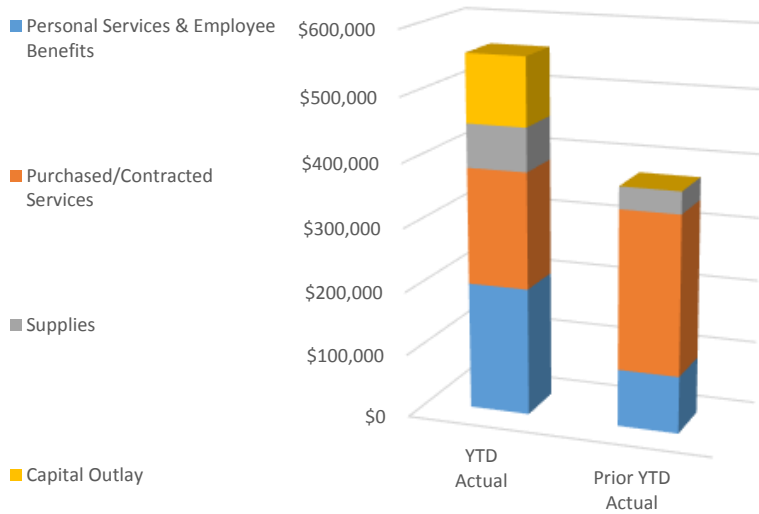
City of Brookhaven, Georgia
Monthly Financial Report
Law/Legal
For The Fourth Month Ending April 30, 2017

	2017				Variance (\$\$\$)	Ind	2016 PYTD Actual	PYTD to CYTD
	Original Budget	Adjusted Budget	YTD Budget	YTD Actual				
Prof Svcs	20,000	20,000	6,667	-	6,667	●	-	-
Prof Svcs-Legal	450,000	450,000	150,000	141,423	8,577	●	141,666	(243)
Travel--	-	-	-	-	-	●	-	-
Dues & Fees	-	-	-	-	-	●	-	-
Education & Training	-	-	-	-	-	●	-	-
Total Purchased/Contracted Services	<u>470,000</u>	<u>470,000</u>	<u>156,667</u>	<u>141,430</u>	<u>15,237</u>	●	<u>150,453</u>	<u>(9,024)</u>
DEPARTMENTAL/DIVISION TOTALS	<u>470,000</u>	<u>470,000</u>	<u>156,667</u>	<u>141,430</u>	<u>15,237</u>	●	<u>150,453</u>	<u>(9,024)</u>

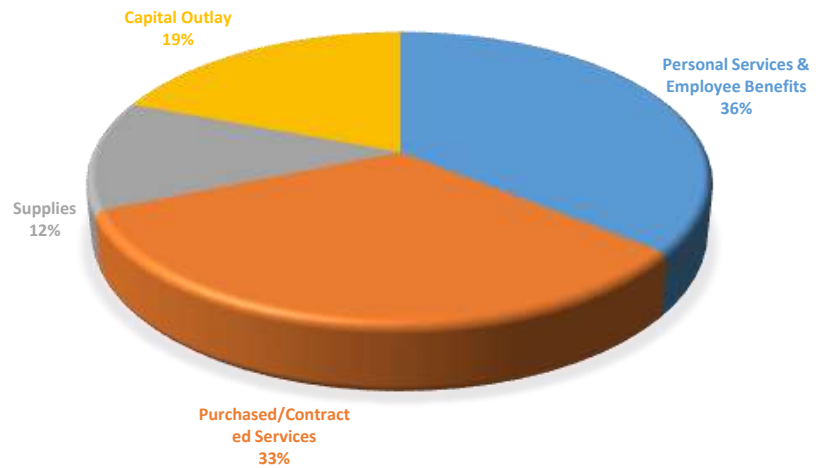
City of Brookhaven, Georgia
Monthly Financial Report
Information Technology
For The Fourth Month Ending April 30, 2017

	2017				Variance (\$\$\$)	Ind	2016 PYTD Actual	PYTD to CYTD
	Original Budget	Adjusted Budget	YTD Budget	YTD Actual				
Personal Services & Employee Benefits	586,292	586,292	195,431	200,792	(5,362)	●	89,863	110,929
Purchased/Contracted Services	557,736	723,046	241,015	182,527	58,488	●	249,789	(67,262)
Supplies	195,000	195,000	65,000	68,167	(3,167)	●	34,733	33,434
Capital Outlay	87,000	147,628	49,209	106,918	(57,709)	●	-	106,918
Total Expenditures	1,426,028	1,651,966	550,655	558,405	(7,749)	●	374,386	184,019

Comparative Expenditures



EXPENDITURES



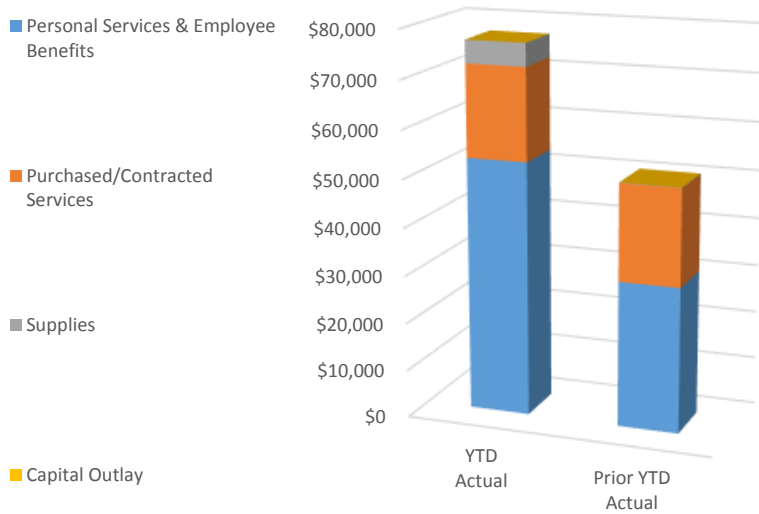
City of Brookhaven, Georgia
Monthly Financial Report
Information Technology
For The Fourth Month Ending April 30, 2017

	2017		YTD Budget	YTD Actual	Variance (\$\$\$)	Ind	2016 PYTD Actual	PYTD to CYTD
	Original Budget	Adjusted Budget						
Regular Salaries	447,700	447,700	149,233	142,370	6,863	●	63,296	79,075
Part-time/Seasonal Salaries	-	-	-	582	(582)	●	-	582
Salary Allowances	4,800	4,800	1,600	-	1,600	●	-	-
Overtime Salaries	-	-	-	641	(641)	●	-	641
Group Insurance	52,126	52,126	17,375	32,281	(14,905)	●	11,087	21,193
Social Security	-	-	-	36	(36)	●	-	36
Medicare	9,280	9,280	3,093	2,022	1,071	●	891	1,131
Retirement	67,886	67,886	22,629	22,330	299	●	9,574	12,756
Tuition Reimbursement	-	-	-	-	-	●	-	-
Workers' Compensation	4,500	4,500	1,500	531	969	●	5,016	(4,485)
Total Personal Svcs & Employee Benefit	586,292	586,292	195,431	200,792	(5,362)	●	89,863	110,929
Prof Svcs	50,000	50,000	16,667	7,519	9,147	●	100,061	(92,542)
Prof Svcs-Legal	-	-	-	-	-	●	-	-
Technical Svcs	477,115	642,425	214,142	167,700	46,442	●	116,684	51,016
Repairs & Maintenance	10,000	10,000	3,333	2,125	1,208	●	188	1,937
Rentals	-	-	-	-	-	●	2,192	(2,192)
Rentals - Equipment	-	-	-	-	-	●	-	-
Equipment Rental	-	-	-	-	-	●	-	-
Insurance--	8,711	8,711	2,904	2,740	164	●	(1)	2,741
Communications	-	-	-	1,465	(1,465)	●	9,370	(7,905)
Postage/Shipping	-	-	-	-	-	●	10	(10)
Printing & Binding	-	-	-	-	-	●	-	-
Travel--	2,500	2,500	833	979	(146)	●	540	439
Dues & Fees	500	500	167	-	167	●	-	-
Education & Training	8,910	8,910	2,970	-	2,970	●	-	-
Meeting Expenditures	-	-	-	-	-	●	-	-
Software licenses	-	-	-	-	-	●	20,746	(20,746)
Total Purchased/Contracted Services	557,736	723,046	241,015	182,527	58,488	●	249,789	(67,262)
Supplies	20,000	20,000	6,667	33,135	(26,469)	●	4,022	29,114
Diesel	-	-	-	-	-	●	-	-
Food	-	-	-	-	-	●	-	-
Books & Periodicals	-	-	-	-	-	●	-	-
Telecommunications	175,000	175,000	58,333	35,032	23,301	●	30,712	4,320
Small Equipment	-	-	-	-	-	●	-	-
Total Supplies	195,000	195,000	65,000	68,167	(3,167)	●	34,733	33,434
Machinery & Equipment	-	-	-	-	-	●	-	-
Machinery and Equipment	-	60,628	20,209	62,361	(42,151)	●	-	62,361
Computers	87,000	87,000	29,000	44,557	(15,557)	●	-	44,557
Intangible Software >\$5,000	-	-	-	-	-	●	-	-
Total Capital Outlay	87,000	147,628	49,209	106,918	(57,709)	●	-	106,918
DEPARTMENTAL/DIVISION TOTALS	1,426,028	1,651,966	550,655	558,405	(7,749)	●	374,386	184,019

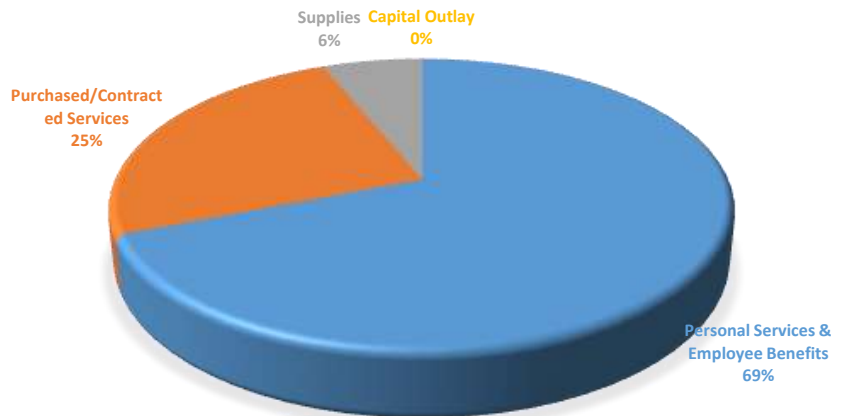
City of Brookhaven, Georgia
Monthly Financial Report
Communications/Public Information
For The Fourth Month Ending April 30, 2017

	2017		YTD Budget	YTD Actual	Variance (\$\$\$)	Ind	2016 PYTD Actual	PYTD to CYTD
	Original Budget	Adjusted Budget						
Personal Services & Employee Benefits	85,533	85,533	28,511	53,166	(24,655)	●	30,424	22,742
Purchased/Contracted Services	78,223	78,223	26,074	19,178	6,897	●	20,153	(975)
Supplies	1,000	1,000	333	4,746	(4,413)	●	100	4,646
Capital Outlay	-	-	-	-	-	●	-	-
Total Expenditures	164,756	164,756	54,919	77,090	(22,171)	●	50,677	26,413

Comparative Expenditures



EXPENDITURES



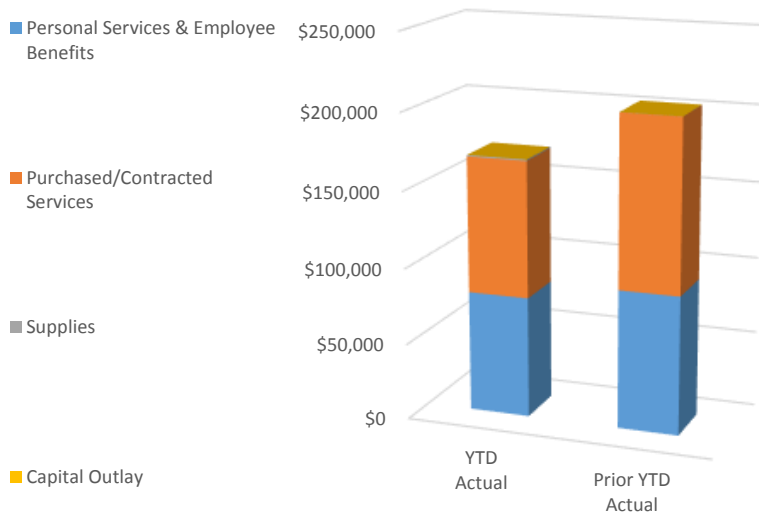
City of Brookhaven, Georgia
 Monthly Financial Report
 Communications/Public Information
 For The Fourth Month Ending April 30, 2017

	2017			YTD Actual	Variance (\$\$\$)	Ind	2016 PYTD Actual	PYTD to CYTD
	Original Budget	Adjusted Budget	YTD Budget					
Regular Salaries	65,921	65,921	21,974	39,211	(17,238)	●	19,840	19,371
Part-time/Seasonal Salaries	-	-	-	-	-	●	-	-
Overtime Salaries	-	-	-	41	(41)	●	-	41
Group Insurance	5,660	5,660	1,887	7,775	(5,888)	●	2,889	4,886
Social Security	-	-	-	-	-	●	-	-
Medicare	1,352	1,352	451	560	(109)	●	284	276
Retirement	10,680	10,680	3,560	5,403	(1,843)	●	3,214	2,189
Workers' Compensation	1,920	1,920	640	177	463	●	4,197	(4,020)
Total Personal Svcs & Employee Benefit	85,533	85,533	28,511	53,166	(24,655)	●	30,424	22,742
Prof Svcs	10,000	10,000	3,333	169	3,164	●	-	169
Prof Svcs-Legal	-	-	-	-	-	●	-	-
Technical Svcs	5,000	5,000	1,667	-	1,667	●	6,615	(6,615)
Insurance--	623	623	208	194	13	●	522	(328)
Communications	-	-	-	39	(39)	●	50	(11)
Postage/Shipping	3,000	3,000	1,000	3,457	(2,457)	●	660	2,797
Advertising--	40,000	40,000	13,333	13,545	(212)	●	-	13,545
Printing & Binding	15,000	15,000	5,000	680	4,320	●	3,306	(2,626)
Travel--	2,500	2,500	833	-	833	●	-	-
Dues & Fees	600	600	200	-	200	●	9,000	(9,000)
Education & Training	1,500	1,500	500	-	500	●	-	-
Meeting Expenditures	-	-	-	-	-	●	-	-
Software licenses	-	-	-	-	-	●	-	-
Other Expenditures	-	-	-	793	(793)	●	-	793
Total Purchased/Contracted Services	78,223	78,223	26,074	19,178	6,897	●	20,153	(975)
Supplies	1,000	1,000	333	4,746	(4,413)	●	100	4,646
Books & Periodicals	-	-	-	-	-	●	-	-
Small Equipment	-	-	-	-	-	●	-	-
Total Supplies	1,000	1,000	333	4,746	(4,413)	●	100	4,646
Machinery and Equipment	-	-	-	-	-	●	-	-
Total Capital Outlay	-	-	-	-	-	●	-	-
DEPARTMENTAL/DIVISION TOTALS	164,756	164,756	54,919	77,090	(22,171)	●	50,677	26,413

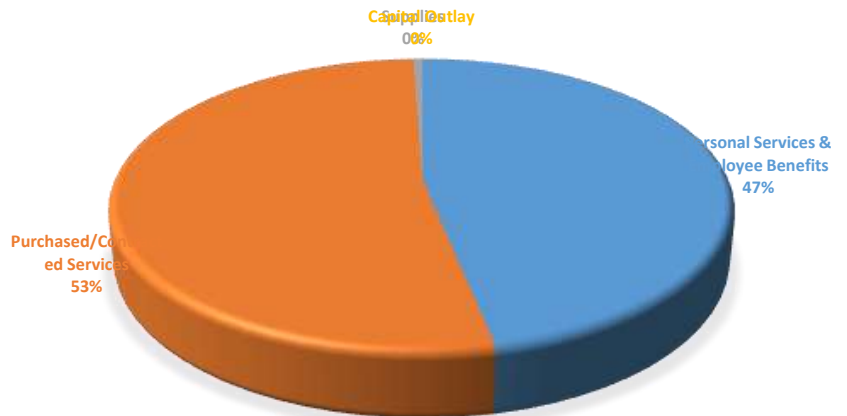
City of Brookhaven, Georgia
Monthly Financial Report
Municipal Court
For The Fourth Month Ending April 30, 2017

	2017		YTD Budget	YTD Actual	Variance (\$\$\$)	Ind	2016 PYTD Actual	PYTD to CYTD
	Original Budget	Adjusted Budget						
Personal Services & Employee Benefits	302,791	302,791	100,930	79,263	21,667	●	90,881	(11,617)
Purchased/Contracted Services	324,554	324,554	108,185	89,071	19,113	●	112,301	(23,229)
Supplies	2,000	2,000	667	937	(270)	●	106	830
Capital Outlay	-	-	-	-	-	●	-	-
Total Expenditures	629,345	629,345	209,782	169,272	40,510	●	203,288	(34,016)

Comparative Expenditures



EXPENDITURES



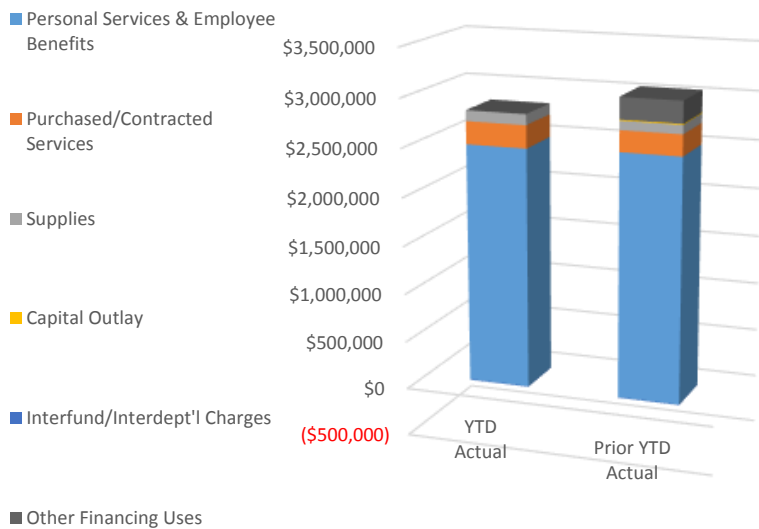
City of Brookhaven, Georgia
 Monthly Financial Report
 Municipal Court
 For The Fourth Month Ending April 30, 2017

	2017				Variance (\$\$\$)	Ind	2016 PYTD Actual	PYTD to CYTD
	Original Budget	Adjusted Budget	YTD Budget	YTD Actual				
Regular Salaries	119,060	119,060	39,687	19,649	20,037	●	66,292	(46,643)
Part-time/Seasonal Salaries	137,609	137,609	45,870	48,541	(2,671)	●	-	48,541
Overtime Salaries	-	-	-	-	-	●	-	-
Group Insurance	5,943	5,943	1,981	3,025	(1,044)	●	2,854	171
Social Security	11,958	11,958	3,986	3,010	976	●	2,924	86
Medicare	5,265	5,265	1,755	971	784	●	945	26
Retirement	10,346	10,346	3,449	3,183	265	●	3,090	93
Workers' Compensation	12,610	12,610	4,203	885	3,319	●	14,776	(13,891)
Other Employment Benefits	-	-	-	-	-	●	-	-
Total Personal Svcs & Employee Benefit	302,791	302,791	100,930	79,263	21,667	●	90,881	(11,617)
Prof Svcs	204	204	68	17,130	(17,062)	●	(676)	17,805
Prof Svcs-Legal	100,000	100,000	33,333	19,589	13,744	●	25,214	(5,625)
Technical Svcs	40,000	40,000	13,333	2,406	10,928	●	10,617	(8,212)
Sanitation/Garbage	-	-	-	-	-	●	-	-
Custodial Services	11,250	11,250	3,750	3,250	500	●	3,899	(649)
Repairs & Maintenance	250	250	83	199	(116)	●	-	199
Rentals	121,200	121,200	40,400	36,020	4,380	●	49,416	(13,395)
Rentals - Equipment	3,000	3,000	1,000	1,120	(120)	●	1,015	106
Equipment Rental	-	-	-	279	(279)	●	-	279
Insurance--	20,261	20,261	6,754	6,375	378	●	3,428	2,948
Postage/Shipping	1,800	1,800	600	875	(275)	●	411	464
Advertising--	-	-	-	-	-	●	-	-
Printing & Binding	-	-	-	-	-	●	-	-
Travel--	2,500	2,500	833	-	833	●	-	-
Dues & Fees	1,000	1,000	333	400	(67)	●	75	325
Education & Training	325	325	108	-	108	●	325	(325)
Meeting Expenditures	100	100	33	-	33	●	22	(22)
Software licenses	17,164	17,164	5,721	-	5,721	●	16,980	(16,980)
Contract Labor	-	-	-	-	-	●	-	-
Credit Card Fees	5,500	5,500	1,833	1,428	406	●	1,444	(17)
Bank Fees	-	-	-	-	-	●	-	-
Total Purchased/Contracted Services	324,554	324,554	108,185	89,071	19,113	●	112,301	(23,229)
Supplies	2,000	2,000	667	937	(270)	●	106	830
Water/Sewage	-	-	-	-	-	●	-	-
Natural Gas	-	-	-	-	-	●	-	-
Electricity	-	-	-	-	-	●	-	-
Books & Periodicals	-	-	-	-	-	●	-	-
Total Supplies	2,000	2,000	667	937	(270)	●	106	830
Machinery and Equipment	-	-	-	-	-	●	-	-
Intangible Software >\$5,000	-	-	-	-	-	●	-	-
Total Capital Outlay	-	-	-	-	-	●	-	-
DEPARTMENTAL/DIVISION TOTALS	629,345	629,345	209,782	169,272	40,510	●	203,288	(34,016)

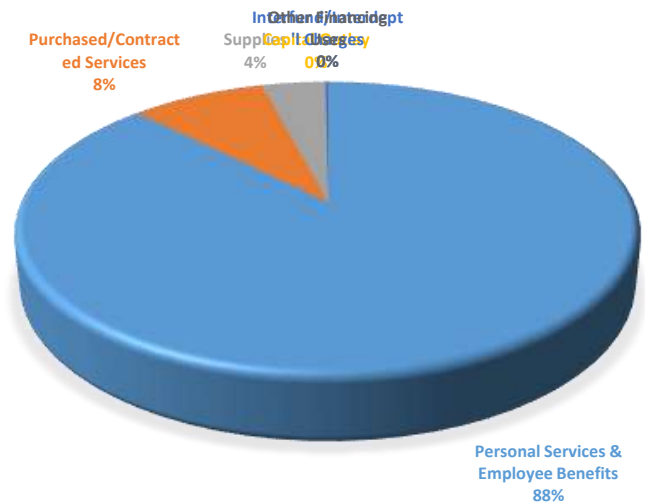
City of Brookhaven, Georgia
Monthly Financial Report
Police Department
For The Fourth Month Ending April 30, 2017

	2017		YTD Budget	YTD Actual	Variance (\$\$\$)	Ind	2016 PYTD Actual	PYTD to CYTD
	Original Budget	Adjusted Budget						
Personal Services & Employee Benefits	6,906,455	6,906,455	2,302,152	2,481,353	(179,202)	●	2,516,499	(35,146)
Purchased/Contracted Services	937,318	937,318	312,439	235,247	77,193	●	217,561	17,685
Supplies	525,150	525,150	175,050	111,179	63,871	●	92,485	18,694
Capital Outlay	-	-	-	-	-	●	10,000	(10,000)
Interfund/Interdept'l Charges	59,421	59,421	19,807	(4,796)	24,603	●	(4,169)	(626)
Other Financing Uses	-	-	-	-	-	●	223,591	(223,591)
Total Expenditures	8,428,344	8,428,344	2,809,448	2,822,983	(13,535)	●	3,055,967	(232,984)

Comparative Expenditures



EXPENDITURES



City of Brookhaven, Georgia
Monthly Financial Report
Police Department
For The Fourth Month Ending April 30, 2017

	2017				Variance (\$\$\$)	Ind	2016 PYTD Actual	PYTD to CYTD
	Original Budget	Adjusted Budget	YTD Budget	YTD Actual				
Regular Salaries	4,468,849	4,468,849	1,489,616	1,301,405	188,211	●	1,505,186	(203,781)
Part-time/Seasonal Salaries	158,340	158,340	52,780	28,588	24,192	●	-	28,588
Salary Allowances	109,200	109,200	36,400	38,400	(2,000)	●	-	38,400
Overtime Salaries	262,671	262,671	87,557	88,893	(1,336)	●	60,712	28,181
Group Insurance	814,918	814,918	271,639	456,928	(185,289)	●	411,438	45,490
Social Security	1,897	1,897	632	1,226	(594)	●	1,456	(230)
Medicare	84,304	84,304	28,101	19,892	8,209	●	19,298	594
Retirement	704,241	704,241	234,747	221,450	13,297	●	223,333	(1,883)
Tuition Reimbursement	10,000	10,000	3,333	-	3,333	●	2,276	(2,276)
Workers' Compensation	274,035	274,035	91,345	320,891	(229,546)	●	292,800	28,091
Other Employment Benefits	18,000	18,000	6,000	3,680	2,320	●	-	3,680
Total Personal Svcs & Employee Benefit	6,906,455	6,906,455	2,302,152	2,481,353	(179,202)	●	2,516,499	(35,146)
Prof Svcs	37,488	37,488	12,496	10,993	1,503	●	9,055	1,938
Prof Svcs-Legal	2,750	2,750	917	-	917	●	-	-
Technical Svcs	32,010	32,010	10,670	1,250	9,420	●	(8,095)	9,345
Sanitation/Garbage	-	-	-	-	-	●	-	-
Custodial Services	23,980	23,980	7,993	6,660	1,333	●	6,994	(334)
Repairs & Maintenance	29,000	29,000	9,667	12,412	(2,745)	●	3,350	9,062
Repairs and Maintenance - Equi	150,000	150,000	50,000	40,932	9,068	●	48,182	(7,251)
Rentals	121,183	121,183	40,394	36,020	4,374	●	49,294	(13,273)
Rentals - Equipment	5,000	5,000	1,667	3,698	(2,032)	●	1,691	2,007
Insurance--	336,365	336,365	112,122	103,113	9,008	●	78,001	25,112
Communications	60,000	60,000	20,000	-	20,000	●	13,568	(13,568)
Postage/Shipping	4,000	4,000	1,333	299	1,034	●	724	(425)
Advertising--	1,000	1,000	333	-	333	●	-	-
Printing & Binding	8,000	8,000	2,667	1,009	1,657	●	3,502	(2,492)
Travel--	30,000	30,000	10,000	5,230	4,770	●	3,088	2,142
Dues & Fees	6,451	6,451	2,150	2,118	32	●	1,313	806
Education & Training	41,195	41,195	13,732	11,512	2,220	●	5,116	6,396
Meeting Expenditures	2,000	2,000	667	-	667	●	1,780	(1,780)
Software licenses	9,921	9,921	3,307	-	3,307	●	-	-
Contract Labor	-	-	-	-	-	●	-	-
Other Purchased Svcs-Other	-	-	-	-	-	●	-	-
Credit Card Fees	-	-	-	-	-	●	-	-
Other Expenditures	36,975	36,975	12,325	-	12,325	●	-	-
Total Purchased/Contracted Services	937,318	937,318	312,439	235,247	77,193	●	217,561	17,685

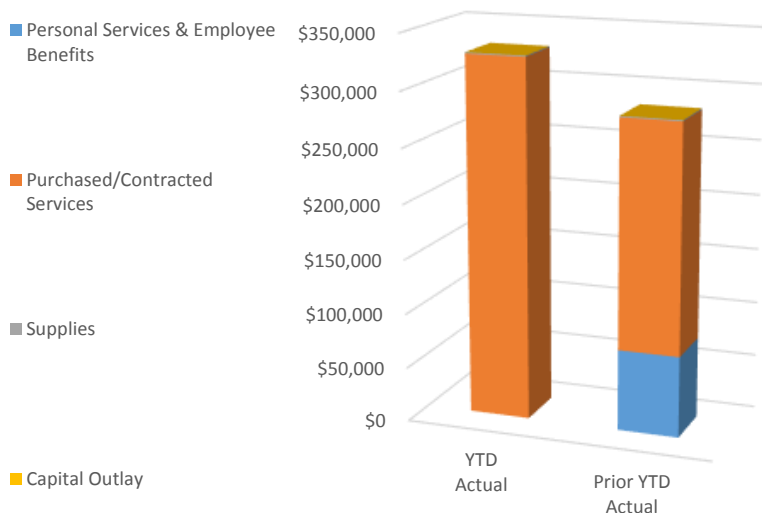
City of Brookhaven, Georgia
 Monthly Financial Report
 Police Department
 For The Fourth Month Ending April 30, 2017

	2017			YTD Actual	Variance (\$\$\$)	Ind	2016 PYTD Actual	PYTD to CYTD
	Original Budget	Adjusted Budget	YTD Budget					
Supplies	104,598	104,598	34,866	26,094	8,772	●	14,830	11,264
Uniforms	82,612	82,612	27,537	10,655	16,883	●	14,562	(3,907)
Water/Sewage	2,700	2,700	900	1,240	(340)	●	649	592
Natural Gas	-	-	-	-	-	●	-	-
Electricity	54,800	54,800	18,267	9,191	9,076	●	6,506	2,685
Gasoline	175,000	175,000	58,333	47,962	10,372	●	53,983	(6,021)
Books & Periodicals	-	-	-	-	-	●	-	-
Small Equipment	105,440	105,440	35,147	16,038	19,109	●	1,956	14,082
Total Supplies	525,150	525,150	175,050	111,179	63,871	●	92,485	18,694
Machinery & Equipment	-	-	-	-	-	●	-	-
Machinery and Equipment	-	-	-	-	-	●	-	-
Vehicles	-	-	-	-	-	●	10,000	(10,000)
Furniture and Fixtures	-	-	-	-	-	●	-	-
Computers	-	-	-	-	-	●	-	-
Intangibles Software	-	-	-	-	-	●	-	-
Intangible Software >\$5,000	-	-	-	-	-	●	-	-
Total Capital Outlay	-	-	-	-	-	●	10,000	(10,000)
Indirect Cost Allocation	59,421	59,421	19,807	(4,796)	24,603	●	(4,169)	(626)
Total Interfund/Interdept'l Charges	59,421	59,421	19,807	(4,796)	24,603	●	(4,169)	(626)
Total Debt Service	-	-	-	-	-	●	-	-
Transfer to Debt Service	-	-	-	-	-	●	223,591	(223,591)
Transfer Out - Veh Replacement	-	-	-	-	-	●	-	-
Total Other Financing Uses	-	-	-	-	-	●	223,591	(223,591)
DEPARTMENTAL/DIVISION TOTALS	8,428,344	8,428,344	2,809,448	2,822,983	(13,535)	●	3,055,967	(232,984)

City of Brookhaven, Georgia
Monthly Financial Report
Public Works
For The Fourth Month Ending April 30, 2017

	2017		YTD Budget	YTD Actual	Variance (\$\$\$)	Ind	2016 PYTD Actual	PYTD to CYTD
	Original Budget	Adjusted Budget						
Personal Services & Employee Benefits	-	-	-	-	-	●	74,300	(74,300)
Purchased/Contracted Services	1,429,730	1,429,730	476,577	328,589	147,988	●	207,695	120,894
Supplies	31,500	31,500	10,500	1,196	9,304	●	1,153	42
Capital Outlay	-	-	-	-	-	●	-	-
Total Expenditures	1,461,230	1,461,230	487,077	329,785	157,292	●	283,148	46,637

Comparative Expenditures



EXPENDITURES



City of Brookhaven, Georgia
 Monthly Financial Report
 Public Works
 For The Fourth Month Ending April 30, 2017

	2017		YTD Budget	YTD Actual	Variance		2016 PYTD Actual	PYTD to CYTD
	Original Budget	Adjusted Budget			(\$\$\$)	Ind		
Regular Salaries	-	-	-	-	-	●	52,496	(52,496)
Part-time/Seasonal Salaries	-	-	-	-	-	●	-	-
Salary Allowances	-	-	-	-	-	●	-	-
Overtime Salaries	-	-	-	-	-	●	-	-
Group Insurance	-	-	-	-	-	●	6,207	(6,207)
Social Security	-	-	-	-	-	●	-	-
Medicare	-	-	-	-	-	●	756	(756)
Retirement	-	-	-	-	-	●	8,428	(8,428)
Workers' Compensation	-	-	-	-	-	●	6,413	(6,413)
Total Personal Svcs & Employee Benefit	-	-	-	-	-	●	74,300	(74,300)
Prof Svcs	473,408	473,408	157,803	142,445	15,358	●	113,516	28,929
Prof Svcs-Legal	-	-	-	-	-	●	-	-
Technical Svcs	73,000	73,000	24,333	-	24,333	●	5,400	(5,400)
Sanitation/Garbage	-	-	-	-	-	●	-	-
Street Sweeping	-	-	-	-	-	●	-	-
Repairs & Maintenance	80,000	80,000	26,667	24,894	1,773	●	2,400	22,494
Storm Damage Removal	75,000	75,000	25,000	24,010	990	●	9,904	14,106
Repair & Maintenance	525,000	525,000	175,000	75,010	99,990	●	8,215	66,795
Traffic Signal	140,000	140,000	46,667	13,000	33,667	●	40,330	(27,330)
ROW Maint	25,000	25,000	8,333	25,385	(17,052)	●	19,705	5,680
Rentals	15,000	15,000	5,000	10,431	(5,431)	●	-	10,431
Rentals - Equipment	8,800	8,800	2,933	693	2,240	●	-	693
Equipment Rental	-	-	-	-	-	●	-	-
Insurance--	11,122	11,122	3,707	11,636	(7,928)	●	-	11,636
Communications	-	-	-	-	-	●	175	(175)
Postage/Shipping	500	500	167	149	18	●	109	40
Advertising--	-	-	-	-	-	●	-	-
Printing & Binding	500	500	167	137	30	●	-	137
Travel--	-	-	-	-	-	●	-	-
Dues & Fees	-	-	-	-	-	●	140	(140)
Education & Training	-	-	-	-	-	●	-	-
Meeting Expenditures	-	-	-	-	-	●	-	-
Software licenses	2,400	2,400	800	800	-	●	7,800	(7,000)
Contract Labor	-	-	-	-	-	●	-	-
Other Purchased Svcs-Other	-	-	-	-	-	●	-	-
Total Purchased/Contracted Services	1,429,730	1,429,730	476,577	328,589	147,988	●	207,695	120,894
Supplies	1,500	1,500	500	406	94	●	1,018	(611)
Natural Gas	-	-	-	-	-	●	-	-
Electricity	30,000	30,000	10,000	789	9,211	●	49	740
Books & Periodicals	-	-	-	-	-	●	-	-
Small Equipment	-	-	-	-	-	●	-	-
Total Supplies	31,500	31,500	10,500	1,196	9,304	●	1,153	42

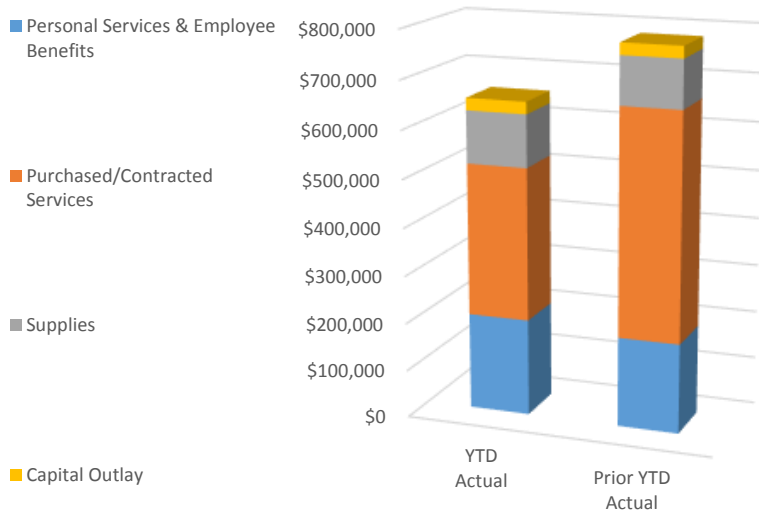
City of Brookhaven, Georgia
Monthly Financial Report
Public Works
For The Fourth Month Ending April 30, 2017

	Original Budget	2017		YTD Actual	Variance (\$\$\$)	Ind	2016 PYTD Actual	PYTD to CYTD
		Adjusted Budget	YTD Budget					
Infrastructure	-	-	-	-	-	●	-	-
Machinery & Equipment	-	-	-	-	-	●	-	-
Machinery and Equipment	-	-	-	-	-	●	-	-
Intangible Software >\$5,000	-	-	-	-	-	●	-	-
Total Capital Outlay	-	-	-	-	-	●	-	-
DEPARTMENTAL/DIVISION TOTALS	1,461,230	1,461,230	487,077	329,785	157,292	●	283,148	46,637

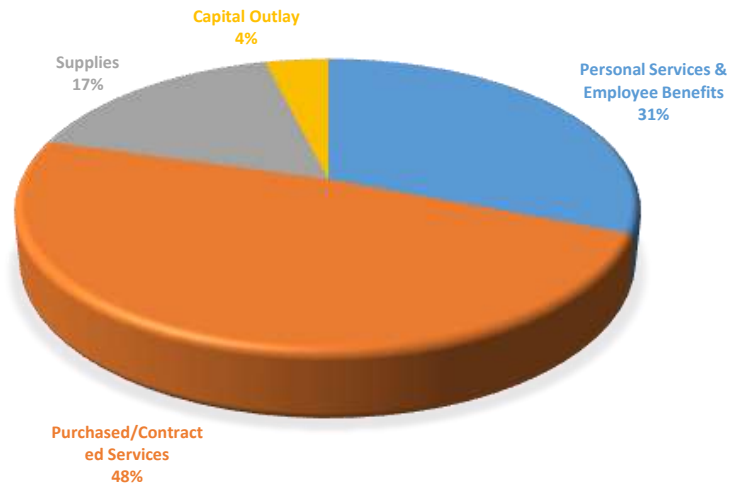
City of Brookhaven, Georgia
Monthly Financial Report
Parks & Recreation
For The Fourth Month Ending April 30, 2017

	2017		YTD Budget	YTD Actual	Variance (\$\$\$)	Ind	2016 PYTD Actual	PYTD to CYTD
	Original Budget	Adjusted Budget						
Personal Services & Employee Benefits	654,950	654,950	218,317	202,160	16,156	●	187,559	14,601
Purchased/Contracted Services	1,132,255	1,132,255	377,418	317,647	59,772	●	471,399	(153,752)
Supplies	369,000	369,000	123,000	109,034	13,966	●	98,960	10,073
Capital Outlay	35,000	35,000	11,667	25,374	(13,707)	●	24,694	680
Total Expenditures	2,191,205	2,191,205	730,402	654,215	76,187	●	782,612	(128,397)

Comparative Expenditures



EXPENDITURES



City of Brookhaven, Georgia
Monthly Financial Report
Parks & Recreation
For The Fourth Month Ending April 30, 2017

	2017		YTD Budget	YTD Actual	Variance (\$\$\$)	Ind	2016 PYTD Actual	PYTD to CYTD
	Original Budget	Adjusted Budget						
Regular Salaries	332,988	332,988	110,996	115,735	(4,739)	●	121,062	(5,327)
Part-time/Seasonal Salaries	145,014	145,014	48,338	17,323	31,015	●	-	17,323
Salary Allowances	4,800	4,800	1,600	3,200	(1,600)	●	-	3,200
Overtime Salaries	-	-	-	5,462	(5,462)	●	-	5,462
Group Insurance	47,719	47,719	15,906	28,739	(12,833)	●	23,511	5,228
Social Security	1,548	1,548	516	1,074	(558)	●	1,156	(82)
Medicare	14,255	14,255	4,752	1,974	2,778	●	1,675	299
Retirement	91,915	91,915	30,638	16,956	13,682	●	13,086	3,871
Workers' Compensation	16,711	16,711	5,570	11,697	(6,126)	●	24,500	(12,803)
Total Personal Svcs & Employee Benefit	654,950	654,950	218,317	202,160	16,156	●	187,559	14,601
Prof Svcs	75,000	75,000	25,000	1,659	23,341	●	100,102	(98,443)
Prof Svcs-Legal	-	-	-	-	-	●	33	(33)
Technical Svcs	25,000	25,000	8,333	253	8,081	●	82,882	(82,630)
Sanitation/Garbage	-	-	-	-	-	●	-	-
Custodial Services	25,000	25,000	8,333	6,950	1,383	●	8,915	(1,965)
Repairs & Maintenance	300,000	300,000	100,000	54,851	45,149	●	253,481	(198,630)
Repairs and Maintenance - Equi	2,000	2,000	667	475	192	●	-	475
Rentals	10,000	10,000	3,333	60	3,273	●	3,971	(3,911)
Rentals - Equipment	-	-	-	-	-	●	445	(445)
Equipment Rental	20,000	20,000	6,667	2,355	4,312	●	-	2,355
Insurance--	19,755	19,755	6,585	6,217	368	●	4,543	1,674
Communications	1,000	1,000	333	62	271	●	300	(238)
Postage/Shipping	-	-	-	63	(63)	●	7	56
Advertising--	5,000	5,000	1,667	-	1,667	●	1,980	(1,980)
Printing & Binding	15,000	15,000	5,000	6,060	(1,060)	●	5,013	1,047
Travel--	2,500	2,500	833	168	666	●	98	69
Dues & Fees	10,000	10,000	3,333	4,082	(749)	●	3,875	207
Education & Training	8,000	8,000	2,667	270	2,397	●	1,119	(849)
Meeting Expenditures	2,000	2,000	667	3,841	(3,175)	●	-	3,841
Software licenses	10,000	10,000	3,333	-	3,333	●	-	-
Contract Labor	600,000	600,000	200,000	229,015	(29,015)	●	30	228,985
Other Purchased Svcs-Other	-	-	-	-	-	●	-	-
Credit Card Fees	2,000	2,000	667	1,268	(601)	●	1,335	(67)
Total Purchased/Contracted Services	1,132,255	1,132,255	377,418	317,647	59,772	●	471,399	(153,752)
Supplies	175,000	175,000	58,333	71,756	(13,423)	●	65,625	6,131
Uniforms	2,500	2,500	833	-	833	●	-	-
Water/Sewage	100,000	100,000	33,333	23,410	9,924	●	11,672	11,737
Natural Gas	10,000	10,000	3,333	4,146	(812)	●	3,584	561
Electricity	75,000	75,000	25,000	9,723	15,278	●	17,610	(7,888)
Gasoline	1,500	1,500	500	-	500	●	468	(468)
Books & Periodicals	-	-	-	-	-	●	-	-
Small Equipment	5,000	5,000	1,667	-	1,667	●	-	-
Total Supplies	369,000	369,000	123,000	109,034	13,966	●	98,960	10,073

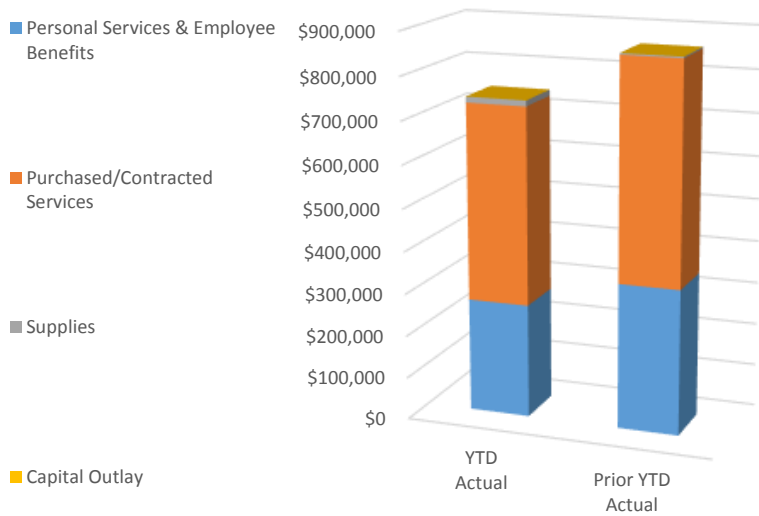
City of Brookhaven, Georgia
Monthly Financial Report
Parks & Recreation
For The Fourth Month Ending April 30, 2017

	2017		YTD Budget	YTD Actual	Variance	Ind	2016	PYTD to CYTD
	Original Budget	Adjusted Budget			(\$\$\$)		PYTD Actual	
Sites	-	-	-	-	-	●	-	-
Site Improvements	25,000	25,000	8,333	25,374	(17,041)	●	13,566	11,808
Building and Building Improvem	-	-	-	-	-	●	-	-
Machinery and Equipment	5,000	5,000	1,667	-	1,667	●	-	-
Vehicles	-	-	-	-	-	●	-	-
Furniture and Fixtures	5,000	5,000	1,667	-	1,667	●	11,128	(11,128)
Computers	-	-	-	-	-	●	-	-
Intangible Software >\$5,000	-	-	-	-	-	●	-	-
Total Capital Outlay	<u>35,000</u>	<u>35,000</u>	<u>11,667</u>	<u>25,374</u>	<u>(13,707)</u>	●	<u>24,694</u>	<u>680</u>
DEPARTMENTAL/DIVISION TOTALS	<u>2,191,205</u>	<u>2,191,205</u>	<u>730,402</u>	<u>654,215</u>	<u>76,187</u>	●	<u>782,612</u>	<u>(128,397)</u>

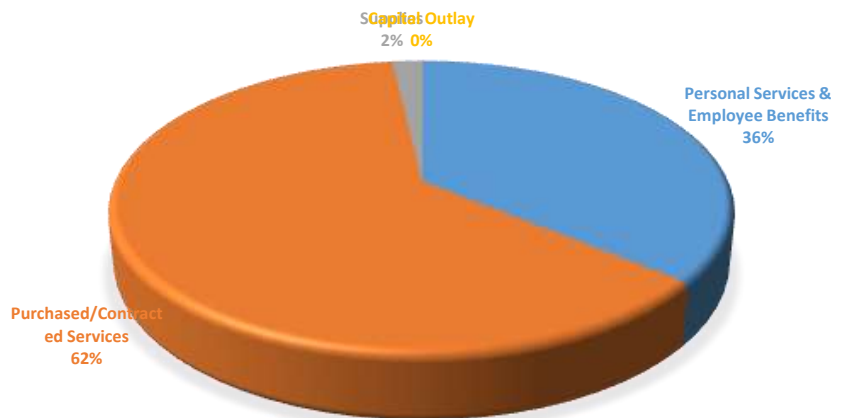
City of Brookhaven, Georgia
Monthly Financial Report
Community Development
For The Fourth Month Ending April 30, 2017

	2017		YTD Budget	YTD Actual	Variance (\$\$\$)	Ind	2016 PYTD Actual	PYTD to CYTD
	Original Budget	Adjusted Budget						
Personal Services & Employee Benefits	1,100,949	1,100,949	366,983	267,649	99,334	●	341,934	(74,285)
Purchased/Contracted Services	1,769,159	2,070,987	690,329	461,899	228,430	●	515,788	(53,889)
Supplies	18,400	18,400	6,133	13,668	(7,535)	●	3,678	9,990
Capital Outlay	-	-	-	113	(113)	●	-	113
Total Expenditures	2,888,508	3,190,336	1,063,445	743,329	320,116	●	861,400	(118,072)

Comparative Expenditures



EXPENDITURES



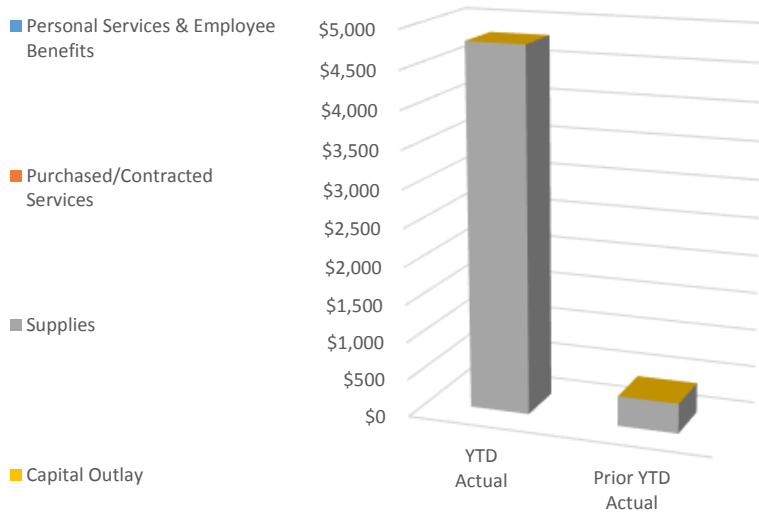
City of Brookhaven, Georgia
Monthly Financial Report
Community Development
For The Fourth Month Ending April 30, 2017

	2017		YTD Budget	YTD Actual	Variance		2016 PYTD Actual	PYTD to CYTD
	Original Budget	Adjusted Budget			(\$\$\$)	Ind		
Regular Salaries	820,769	820,769	273,590	161,953	111,637	●	230,697	(68,744)
Part-time/Seasonal Salaries	24,960	24,960	8,320	9,311	(991)	●	-	9,311
Salary Allowances	14,400	14,400	4,800	3,200	1,600	●	-	3,200
Overtime Salaries	5,000	5,000	1,667	5,619	(3,952)	●	-	5,619
Group Insurance	68,883	68,883	22,961	28,387	(5,426)	●	38,408	(10,022)
Social Security	3,100	3,100	1,033	577	456	●	-	577
Medicare	17,638	17,638	5,879	2,534	3,346	●	3,221	(688)
Retirement	114,595	114,595	38,198	22,590	15,608	●	28,672	(6,081)
Workers' Compensation	31,604	31,604	10,535	33,478	(22,943)	●	40,936	(7,458)
Total Personal Svcs & Employee Benefit	1,100,949	1,100,949	366,983	267,649	99,334	●	341,934	(74,285)
Prof Svcs	350,000	651,828	217,276	39,078	178,198	●	17,306	21,772
Prof Svcs-Legal	20,000	20,000	6,667	1,380	5,287	●	826	554
Technical Svcs	-	-	-	-	-	●	-	-
Repairs and Maintenance - Equi	2,500	2,500	833	1,584	(751)	●	1,525	59
Rentals	-	-	-	-	-	●	-	-
Rentals - Equipment	2,000	2,000	667	1,251	(584)	●	1,026	225
Insurance--	18,999	18,999	6,333	6,474	(141)	●	8,591	(2,117)
Communications	4,000	4,000	1,333	-	1,333	●	424	(424)
Postage/Shipping	3,500	3,500	1,167	1,834	(667)	●	701	1,133
Advertising--	25,000	25,000	8,333	8,398	(64)	●	5,408	2,990
Printing & Binding	3,000	3,000	1,000	3,282	(2,282)	●	121	3,161
Travel--	5,000	5,000	1,667	-	1,667	●	1,147	(1,147)
Dues & Fees	4,000	4,000	1,333	1,701	(367)	●	2,160	(460)
Education & Training	6,000	6,000	2,000	190	1,810	●	808	(618)
Meeting Expenditures	4,000	4,000	1,333	47	1,286	●	1,066	(1,018)
Software licenses	3,000	3,000	1,000	-	1,000	●	-	-
Contract Labor	1,270,160	1,270,160	423,387	389,669	33,718	●	466,664	(76,995)
Other Purchased Svcs-Other	30,000	30,000	10,000	-	10,000	●	-	-
Credit Card Fees	18,000	18,000	6,000	7,012	(1,012)	●	8,016	(1,004)
Total Purchased/Contracted Services	1,769,159	2,070,987	690,329	461,899	228,430	●	515,788	(53,889)
Supplies	11,400	11,400	3,800	12,695	(8,895)	●	1,114	11,581
Uniforms	1,000	1,000	333	-	333	●	-	-
Gasoline	3,500	3,500	1,167	973	194	●	1,258	(286)
Books & Periodicals	2,500	2,500	833	-	833	●	1,305	(1,305)
Small Equipment	-	-	-	-	-	●	-	-
Total Supplies	18,400	18,400	6,133	13,668	(7,535)	●	3,678	9,990
Vehicles	-	-	-	113	(113)	●	-	113
Furniture and Fixtures	-	-	-	-	-	●	-	-
Computers	-	-	-	-	-	●	-	-
Intangible Software >\$5,000	-	-	-	-	-	●	-	-
Total Capital Outlay	-	-	-	113	(113)	●	-	113
DEPARTMENTAL/DIVISION TOTALS	2,888,508	3,190,336	1,063,445	743,329	320,116	●	861,400	(118,072)

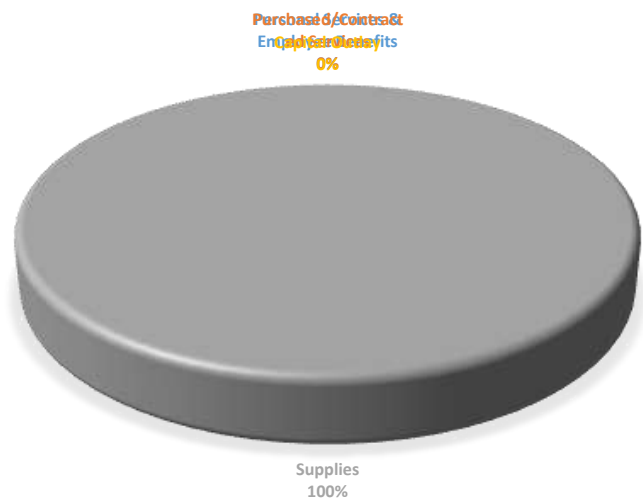
City of Brookhaven, Georgia
 Monthly Financial Report
 Tree Conservancy Division
 For The Fourth Month Ending April 30, 2017

	Original Budget	2017		YTD Actual	Variance (\$\$\$)	Ind	2016 PYTD Actual	PYTD to CYTD
		Adjusted Budget	YTD Budget					
Personal Services & Employee Benefits	-	-	-	-	-	●	-	-
Purchased/Contracted Services	-	8,151	2,717	-	2,717	●	-	-
Supplies	-	-	-	4,800	(4,800)	●	397	4,403
Capital Outlay	-	-	-	-	-	●	-	-
Total Expenditures	-	8,151	2,717	4,800	(2,083)	●	397	4,403

Comparative Expenditures



EXPENDITURES



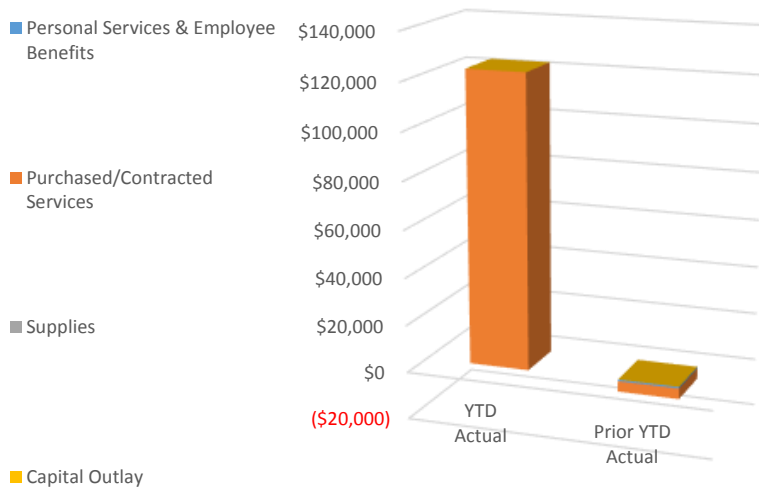
City of Brookhaven, Georgia
Monthly Financial Report
Tree Conservancy Division
For The Fourth Month Ending April 30, 2017

	2017			YTD Actual	Variance (\$\$\$)	Ind	2016 PYTD Actual	PYTD to CYTD
	Original Budget	Adjusted Budget	YTD Budget					
Official/Admin Svcs	-	-	-	-	-	●	-	-
Prof Svcs	-	8,151	2,717	-	2,717	●	-	-
Prof Svcs-Legal	-	-	-	-	-	●	-	-
Printing & Binding	-	-	-	-	-	●	-	-
Meeting Expenditures	-	-	-	-	-	●	-	-
Total Purchased/Contracted Services	-	8,151	2,717	-	2,717	●	-	-
Supplies	-	-	-	4,800	(4,800)	●	397	4,403
Books & Periodicals	-	-	-	-	-	●	-	-
Total Supplies	-	-	-	4,800	(4,800)	●	397	4,403
Vehicles	-	-	-	-	-	●	-	-
Furniture and Fixtures	-	-	-	-	-	●	-	-
Computers	-	-	-	-	-	●	-	-
Intangible Software >\$5,000	-	-	-	-	-	●	-	-
Total Capital Outlay	-	-	-	-	-	●	-	-
DEPARTMENTAL/DIVISION TOTALS	-	8,151	2,717	4,800	(2,083)	●	397	4,403

City of Brookhaven, Georgia
Monthly Financial Report
Tourism
For The Fourth Month Ending April 30, 2017

	2017		YTD Budget	YTD Actual	Variance (\$\$\$)	Ind	2016 PYTD Actual	PYTD to CYTD
	Original Budget	Adjusted Budget						
Personal Services & Employee Benefits	-	-	-	-	-	●	629	(629)
Purchased/Contracted Services	150,000	150,000	50,000	123,349	(73,349)	●	(4,407)	127,756
Supplies	-	-	-	-	-	●	87	(87)
Capital Outlay	-	-	-	-	-	●	-	-
Total Expenditures	150,000	150,000	50,000	123,349	(73,349)	●	(3,691)	127,040

Comparative Expenditures



EXPENDITURES



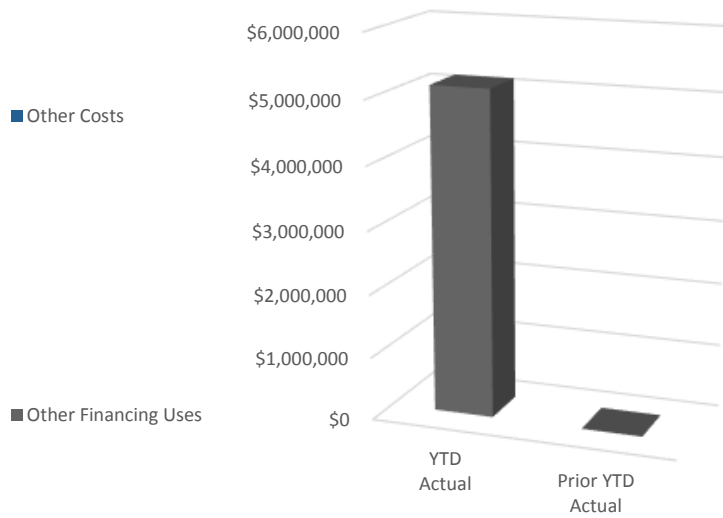
City of Brookhaven, Georgia
 Monthly Financial Report
 Tourism
 For The Fourth Month Ending April 30, 2017

	2017		YTD Budget	YTD Actual	Variance (\$\$\$)	Ind	2016 PYTD Actual	PYTD to CYTD
	Original Budget	Adjusted Budget						
Group Insurance	-	-	-	-	-	●	629	(629)
Workers' Compensation	-	-	-	-	-	●	-	-
Total Personal Svcs & Employee Benefit	-	-	-	-	-	●	629	(629)
Prof Svcs	150,000	150,000	50,000	123,349	(73,349)	●	(4,806)	128,155
Prof Svcs-Legal	-	-	-	-	-	●	-	-
Rentals	-	-	-	-	-	●	-	-
Rentals - Equipment	-	-	-	-	-	●	-	-
Postage/Shipping	-	-	-	-	-	●	-	-
Advertising--	-	-	-	-	-	●	-	-
Printing & Binding	-	-	-	-	-	●	399	(399)
Travel--	-	-	-	-	-	●	-	-
Dues & Fees	-	-	-	-	-	●	-	-
Education & Training	-	-	-	-	-	●	-	-
Meeting Expenditures	-	-	-	-	-	●	-	-
Total Purchased/Contracted Services	150,000	150,000	50,000	123,349	(73,349)	●	(4,407)	127,756
Supplies	-	-	-	-	-	●	87	(87)
Small Equipment	-	-	-	-	-	●	-	-
Total Supplies	-	-	-	-	-	●	87	(87)
Intangible Software >\$5,000	-	-	-	-	-	●	-	-
Total Capital Outlay	-	-	-	-	-	●	-	-
DEPARTMENTAL/DIVISION TOTALS	150,000	150,000	50,000	123,349	(73,349)	●	(3,691)	127,040

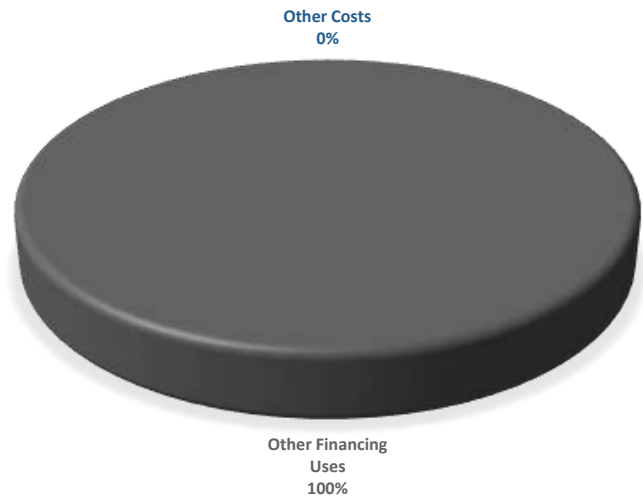
City of Brookhaven, Georgia
Monthly Financial Report
Non-Department
For The Fourth Month Ending April 30, 2017

	2017		YTD Budget	YTD Actual	Variance (\$\$\$)	Ind	2016	
	Original Budget	Adjusted Budget					PYTD Actual	PYTD to CYTD
Other Costs	1,604,279	1,604,279	534,760	-	534,760	●	-	-
Other Financing Uses	1,028,239	1,028,239	342,746	5,145,894	(4,803,148)	●	-	5,145,894
Total Expenditures	2,632,518	2,632,518	877,506	5,145,894	(4,268,388)	●	-	5,145,894

Comparative Expenditures



EXPENDITURES



City of Brookhaven, Georgia
Monthly Financial Report
Non-Department
For The Fourth Month Ending April 30, 2017

	2017			YTD Actual	Variance (\$\$\$)	Ind	2016 PYTD Actual	PYTD to CYTD
	Original Budget	Adjusted Budget	YTD Budget					
Intergovernmental Expenditures	-	-	-	-	-	●	-	-
Contingency	250,000	250,000	83,333	-	83,333	●	-	-
Contingency-Compensation/Benefit	933,953	933,953	311,318	-	311,318	●	-	-
Contingency - Future Use	420,326	420,326	140,109	-	140,109	●	-	-
Total Other Costs	1,604,279	1,604,279	534,760	-	534,760	●	-	-
Transfers Out-Capital	250,000	250,000	83,333	4,747,562	(4,664,229)	●	-	4,747,562
Transfers to E911	255,000	255,000	85,000	-	85,000	●	-	-
Transfer Out - Capital Project	-	-	-	-	-	●	-	-
Transfer to Debt Service	523,239	523,239	174,413	398,332	(223,919)	●	-	398,332
Transfer Out - Veh Replacement	-	-	-	-	-	●	-	-
Total Other Financing Uses	1,028,239	1,028,239	342,746	5,145,894	(4,803,148)	●	-	5,145,894
DEPARTMENTAL/DIVISION TOTALS	2,632,518	2,632,518	877,506	5,145,894	(4,268,388)	●	-	5,145,894

City of Brookhaven, Georgia
Schedule of P-Card Transactions
for the month of April 2017

Cardholder	Department	Vendor/Merchant	Amount	Totals
Boestfleisch, Louis	Parks	LOWES #01119	\$759.64	
Boestfleisch, Louis	Parks	AT&T 4BKH 15695	\$79.71	
Boestfleisch, Louis	Parks	WAL-MART #3621	\$11.42	
Boestfleisch, Louis	Parks	LOWES #01119	\$30.80	
Boestfleisch, Louis	Parks	LOWES #01119	\$25.00	
Boestfleisch, Louis	Parks	AMAZON MKTPLACE PMTS	\$26.50	
Boestfleisch, Louis	Parks	MARTA Atlanta 00000018	\$7.00	
Boestfleisch, Louis	Parks	LOWES #01119	\$59.99	
Boestfleisch, Louis	Parks	IN BANKS SEPTIC	\$405.00	\$1,405.06
Chapman, Steve	City Manager	FLYING BISCUIT	\$48.93	
Chapman, Steve	City Manager	OLDE BLIND DOG BROOKHAVEN	\$75.93	
Chapman, Steve	City Manager	DELTA AIR 0062380536980	\$346.40	\$471.26
Collins, Jason	Parks	WAL-MART #3621	(\$69.42)	
Collins, Jason	Parks	AMAZON.COM AMZN.COM/BILL	\$17.01	
Collins, Jason	Parks	AMAZON MKTPLACE PMTS	\$26.99	(\$25.42)
Davis, Taylor	Parks	WPY LeagueLobster Schedul	\$16.32	
Davis, Taylor	Parks	OFFICE DEPOT #146	\$17.98	\$177.47
Gonzalez, Faz	City Manager	LATIN AMERICAN CHA	\$20.00	
Gonzalez, Faz	City Manager	LATIN AMERICAN CHA	\$20.00	
Gonzalez, Faz	City Manager	MEETING PROFESSIONALS IN	\$40.00	
Gonzalez, Faz	City Manager	GEORGIA MUNICIPAL ASSO	\$125.00	
Gonzalez, Faz	City Manager	NEWK'S - BROOKHAVE	\$255.40	
Gonzalez, Faz	City Manager	HYATT ATLANTA PERIMETER	\$242.42	\$702.82
Govekar, Dianne	Finance	COMPLIANCE SIGNS.COM	\$105.00	
Govekar, Dianne	Finance	PUBLIX #1363	\$110.25	
Govekar, Dianne	Finance	COSTCO WHSE #1084	\$348.98	
Govekar, Dianne	Finance	COSTCO WHSE #1084	\$67.58	
Govekar, Dianne	Finance	GEORGE PATTON ASSOCIAT	\$206.14	
Govekar, Dianne	Finance	RICH PRINTING	\$63.13	
Govekar, Dianne	Finance	ARTLITE OFFICE SUPPLY	\$69.45	
Govekar, Dianne	Finance	ARTLITE OFFICE SUPPLY	\$69.45	
Govekar, Dianne	Finance	MOE'S SW GRILL 307	\$313.51	
Govekar, Dianne	Finance	COMCAST ATLANTA CS 1X	\$457.35	
Govekar, Dianne	Finance	MITEC	\$530.00	
Govekar, Dianne	Finance	SIKES PAPER AND CHEMICAL	\$350.41	
Govekar, Dianne	Finance	OVR O.CO/OVERSTOCK.COM	\$209.98	\$2,901.23
Gruillon, Juan	Police	FBI NATIONAL ACADEMY ASSO	\$400.00	
Gruillon, Juan	Police	HAMPTON INN & STES ATL	\$513.28	
Gruillon, Juan	Police	HYATT PLACE ATL/DULUTH	\$248.00	
Gruillon, Juan	Police	90941 - CITY OF DECATUR -	\$4.00	\$1,165.28
Hiott, Susan	City Clerk	AWARDS SPECIALIST INC	\$209.30	\$209.30

City of Brookhaven, Georgia
Schedule of P-Card Transactions
for the month of April 2017

Cardholder	Department	Vendor/Merchant	Amount	Totals
McClendon, Raquel	Parks	SCHOOL OUTFITTERS	\$333.72	
McClendon, Raquel	Parks	AT&T 4BKH 15695	\$79.71	
McClendon, Raquel	Parks	AT&T 4BKH 15695	\$79.71	
McClendon, Raquel	Parks	AmazonPrime Membership	\$99.00	
McClendon, Raquel	Parks	COSTCO WHSE #1084	\$6.16	
McClendon, Raquel	Parks	AMAZON MKTPLACE PMTS	\$40.98	
McClendon, Raquel	Parks	AMAZON MKTPLACE PMTS	\$79.99	
McClendon, Raquel	Parks	AMAZON MKTPLACE PMTS	\$119.85	\$839.12
Mitchell, Philip	Parks	FAST SIGNS	\$54.00	
Mitchell, Philip	Parks	CHEVRON 0200861	\$58.84	
Mitchell, Philip	Parks	FAST SIGNS	(\$4.00)	
Mitchell, Philip	Parks	KROGER CO 218	\$9.77	
Mitchell, Philip	Parks	DOMINO'S 4141	\$25.64	
Mitchell, Philip	Parks	BARGAIN BALLOONS	\$99.07	
Mitchell, Philip	Parks	WINDY CITY NOVELTIE	\$85.08	\$328.40
Morales-Romero, Rossana	Police	CHEWY.COM	\$446.45	
Morales-Romero, Rossana	Police	CALLAWAY RESERVATIONS	(\$81.60)	
Morales-Romero, Rossana	Police	HAWTHORN SUITES BY WYN	\$742.50	
Morales-Romero, Rossana	Police	CALLAWAY INN	(\$17.40)	
Morales-Romero, Rossana	Police	SAMS CLUB #6643	\$15.96	
Morales-Romero, Rossana	Police	HILTON GARDEN INN	\$408.52	
Morales-Romero, Rossana	Police	Amazon.com	\$376.30	
Morales-Romero, Rossana	Police	THE HOME DEPOT #6986	\$119.00	
Morales-Romero, Rossana	Police	EB 2017 GEORGIA WALKS	\$50.00	
Morales-Romero, Rossana	Police	THE HOME DEPOT #6986	\$45.91	
Morales-Romero, Rossana	Police	THE HOME DEPOT #6986	(\$119.00)	
Morales-Romero, Rossana	Police	EB 2017 GEORGIA WALKS	\$50.00	
Morales-Romero, Rossana	Police	LOWES #01119	\$279.00	\$2,315.64
Mullis, Robert	Information Technology	AMAZON.COM AMZN.COM/BILL	\$159.04	
Mullis, Robert	Information Technology	ACCELA, INC.	\$1,215.20	
Mullis, Robert	Information Technology	ACCELA, INC.	\$442.96	
Mullis, Robert	Information Technology	ZENDESK, INC.	\$174.00	
Mullis, Robert	Information Technology	ATT BILL PAYMENT	\$71.43	
Mullis, Robert	Information Technology	AMAZON MKTPLACE PMTS	\$81.96	
Mullis, Robert	Information Technology	CDW GOVT #HLG9486	(\$31.20)	
Mullis, Robert	Information Technology	ATT BILL PAYMENT	\$169.12	
Mullis, Robert	Information Technology	ATT BILL PAYMENT	\$281.05	
Mullis, Robert	Information Technology	TIV TIVO SERVICE	\$149.99	
Mullis, Robert	Information Technology	GMIS INTERNATIONAL	\$200.00	
Mullis, Robert	Information Technology	ATT BILL PAYMENT	\$137.52	
Mullis, Robert	Information Technology	Amazon.com	\$51.08	
Mullis, Robert	Information Technology	IN GILL REPROGRAPHICS, I	\$68.50	
Mullis, Robert	Information Technology	THYCOTIC SOFTWARE LTD	\$50.00	
Mullis, Robert	Information Technology	AMAZON MKTPLACE PMTS	\$39.65	\$3,260.30

City of Brookhaven, Georgia
Schedule of P-Card Transactions
for the month of April 2017

Cardholder	Department	Vendor/Merchant	Amount	Totals
Quill, Ann Marie	Communications	MARTA Atlanta 00000018	\$6.00	
Quill, Ann Marie	Communications	HOOTSUITE MEDIA INC.	\$119.88	
Quill, Ann Marie	Communications	OFFICE DEPOT #146	\$25.67	
Quill, Ann Marie	Communications	OFFICE DEPOT #146	\$25.67	
Quill, Ann Marie	Communications	OFFICE DEPOT #146	\$25.67	\$202.89
Reynolds, Kelly	Commuity Development	OFFICESUPPLY.COM	\$267.80	
Reynolds, Kelly	Commuity Development	FLYING BISCUIT	\$226.82	
Reynolds, Kelly	Commuity Development	NEWK'S - BROOKHAVE	\$74.90	
Reynolds, Kelly	Commuity Development	NEWK'S - BROOKHAVE	\$230.07	\$799.59
Ruffin, Patrice	Commuity Development	AMERICAN PLANNING ASSOCI	\$60.00	\$60.00
Stone, Rick	Human Resources	PUBLIX #1363	\$56.09	
Stone, Rick	Human Resources	DUNKIN #306008 Q35	\$120.76	\$176.85
Taylor, Sheketa	Finance	UGA CONTINUING EDUCATION	\$229.00	\$229.00
Yandura, Gary	Police	AMAZON.COM AMZN.COM/BILL	\$79.99	
Yandura, Gary	Police	COSTCO WHSE #1084	\$279.99	
Yandura, Gary	Police	LOWES #01119	\$27.75	
Yandura, Gary	Police	GEORGIA ASSOCIATIO	\$405.00	
Yandura, Gary	Police	PIZZA HUT	\$115.56	
Yandura, Gary	Police	LANIER PARKING #10173	\$12.00	
Yandura, Gary	Police	90941 - CITY OF DECATUR -	\$4.00	
Yandura, Gary	Police	90941 - CITY OF DECATUR -	\$4.00	
Yandura, Gary	Police	HOLIDAY INN EXPRESS SAVA	\$566.00	\$1,494.29
		TOTAL P-CARD ACTIVITY		\$16,713.08

City of Brookhaven, Georgia
Check Register
for the month of April 2017

Check Number	Vendor Name/Payee	Account Number	Invoice/Reference No.	Description	Amount
19959	Eyes - Rite Inc.	100-316100	20170403	Bus Lic. Refund	139.00
19960	Matthew Murray	250-3200-523500	20170315	Travel PEIR DIEM	340.00
19961	Paycom Payroll LLC	100-1511-521200	20170404	PROFESSIONAL SERVICES	5,000.00
19962	TerraMark Land Surveying Inc	506-4320-541400	T2014-139-9650	Site Improvement	1,495.05
19962	TerraMark Land Surveying Inc	506-4320-541400	T2014-139-9809	Infrastructure	17,994.09
19962	TerraMark Land Surveying Inc	506-4320-541400	T2014-139-9955	Site Improvement	27,496.68
19965	DeKalb CVB	275-7540-572000	6399	January 2017 - 40% of Hotel Motel Receipts	59,911.72
19969	Peace Officers A&B Fund of GA	100-3200-512900	April2017	April 2017	900.00
19970	Safariland, LLC	100-3200-523700	17-039694	Training	1,390.00
19971	Accountemps	100-1511-521200	48043628	Professional Services- J. Kitchens	686.97
19972	Alan Foster Plumbing Inc	100-6200-522200	28115	Repairs	1,372.00
19972	Alan Foster Plumbing Inc	100-6200-522200	28151	REPAIRS	960.50
19973	Amber Shaw	100-6200-523850	20170406	Contracted Services	426.00
19974	Atlanta Environmental Pest Services, Inc.	100-3200-522200	424444	REPAIRS	465.00
19975	Bryan Alper	100-6200-523850	2017047	Contracted Services	1,026.00
19976	BSN Sports Inc	100-6200-531100	98826089	Supplies	1,122.63
19976	BSN Sports Inc	100-6200-531100	98868854	SUPPLIES	2,273.73
19976	BSN Sports Inc	100-6200-531100	98873673	Supplies	1,067.88
19977	Budget Auto Painting Inc	100-3200-522220	76487	REPAIRS	1,855.10
19978	CDW Government, LLC	100-1535-531100	HHJ4713	SUPPLIES	213.40
19978	CDW Government, LLC	100-1535-542400	HHW3336	COMPUTERS	2,014.00
19978	CDW Government, LLC	100-1535-542400	HJX6769	SUPPLIES	1,560.00
19979	Christian Sigman	100-1320-523710	20170404	REIMBURSEMENT- MEALS PD	224.27
19980	Clean Touch Inc	100-2650-522130	1045	Custodial Sevices	425.00
19980	Clean Touch Inc	100-3200-522130	1046	Custodial Services	725.00
19980	Clean Touch Inc	100-1511-521230	1047	Custodial Services	1,272.50
19980	Clean Touch Inc	100-3200-522130	1052	Custodial Services	60.00
19981	Coleman Talley Attorneys LLP	100-2650-521201	131557	Professional Legal Service	6,566.85
19982	Craig L Bowen	100-1511-522200	1730	Maintenance	1,785.00
19982	Craig L Bowen	100-1511-531100	1730	Maintenance	68.25
19982	Craig L Bowen	100-3200-522200	1730	Maintenance	467.49
19983	DeKalb County	100-6200-531210	23429546	Sanitation	720.00
19984	Dell Marketing LP	100-1535-531100	10156820129	Supplies	79.59
19985	Environmental Systems Research Institute	100-1535-521300	93244125	Supplies	8,950.00
19986	Fazillete Gonzalez	100-1320-523700	20170404	REIMBUREMENT	6.16
19986	Fazillete Gonzalez	100-1320-531270	20170404	REIMBUREMENT	32.94
19987	FM Shelton Inc	506-4320-522200	16524	REPAIRS	44.55
19988	Gabriel Rueda	100-2650-521300	2017033001	Technical Services	1,664.64
19989	Gas South	100-6200-531220	0112816202 0317	GAS SERVICES	495.16
19991	Georgia Technology Authority	100-3200-521200	924644660317	PROFESSIONAL SERVICES	190.71
19992	Grainger, Inc.	100-3200-531100	9211700035	SUPPLIES	112.56
19992	Grainger, Inc.	100-3200-531100	9395737753	SUPPLIES	114.57
19993	Guckenheimer Catering	100-6200-523710	201321	MEETING EXPENDITURES	1,691.50
19994	IBERIABANK	401-3200-581200	70061800 0317	Interest / Loan Payment	39,536.86
19994	IBERIABANK	401-3200-582200	70061800 0317	Interest / Loan Payment	498.22
19995	Janilink.com	100-6200-531100	283761	SUPPLIES	1,221.10
19996	Laura VandeWiele	100-6200-523850	20170405	CONTRACTED SERVICES	120.00
19997	LMI Systems, Inc.	100-6200-522200	13911	REPAIRS	136.00
19998	Lori Trachtenberg	100-6200-523850	20170405	CONTRACTED SERVICES	6.00
19999	MASSEY SERVICES, INC	100-3200-522200	28640678	Maintenance	60.00
20028	Milner Inc	100-1511-531100	405606	Supplies	5,611.48
20029	Morris & McDaniel Inc	100-3200-521200	17128	PROFESSIONAL SERVICES	81.00
20029	Morris & McDaniel Inc	100-3200-521200	17134	PROFESSIONAL SERVICES	58.00
20030	National Compliance Center/ AT&T	100-3200-521200	24026	PROFESSIONAL SERVICES	150.00
20030	National Compliance Center/ AT&T	100-3200-521200	240839	PROFESSIONAL SERVICES	200.00
20031	NITV Federal Services LLC	100-3200-523700	6688	TRAINING	1,295.00
20032	Office Depot	100-6200-531100	912057269002	Supplies	18.68
20032	Office Depot	100-1511-531100	914204666001	Supplies	114.98
20032	Office Depot	100-2650-531100	914749164001	Supplies	174.98
20032	Office Depot	100-2650-531100	914749513001	Supplies	11.89
20032	Office Depot	100-1511-531100	914777565001	Supplies	26.88
20032	Office Depot	100-1511-531100	915353414001	Supplies	35.97
20032	Office Depot	100-2650-531100	915358110001	Supplies	49.80
20033	Patty Hansen	100-1320-523500	20170327	Reimbursment	375.21
20033	Patty Hansen	100-1320-523500	20170403	Reimbursment	93.31
20034	Peachtree Gateway Partnership	100-1300-523600	1	Dues/ Fees	2,500.00
20036	Pilgrim Mat Services	100-3200-522200	112599	REPAIRS	62.94
20037	Piper Jaffray & Company	100-1511-584000	20170331	Consulting	1,518.75
20038	Raul Perez	100-3200-523500	2017044	TRAVEL	383.50
20039	REC1	100-6200-523600	010138	DUES/FEES	279.62
20040	Red The Uniform Tailor	100-3200-531101	00Z98680	Uniforms	9.00

City of Brookhaven, Georgia
Check Register
for the month of April 2017

Check Number	Vendor Name/Payee	Account Number	Invoice/Reference No.	Description	Amount
20040	Red The Uniform Tailor	100-3200-531101	00Z98758	Uniforms	30.00
20040	Red The Uniform Tailor	100-3200-531101	00Z98821	Uniforms	89.79
20040	Red The Uniform Tailor	100-3200-531101	00Z98866	Uniforms	84.99
20040	Red The Uniform Tailor	100-3200-531101	725.00	Uniforms	725.00
20041	Reliable Heating & Air	100-323100	20170405	Refund	185.25
20042	Riviera Finance	100-6200-523850	Brook0317	Contracted Labor	1,590.00
20043	Rotary Club of Brookhaven	100-3200-523600	1279	DUES/FEES	497.50
20044	Rudy Gonzalez- Rubio	100-121160	E34784	Court Bond Refund	350.00
20045	S Luckey Law Office LLC	100-2650-521300	17000693	Technical Services	272.00
20045	S Luckey Law Office LLC	100-2650-521201	E33156	Professional Legal Service	200.00
20046	Sears Pool Management Consultants Inc	100-6200-522200	36475	Repairs	685.94
20047	Southeastern Body Fat Test	100-6200-521200	20170407	Professional Services	150.00
20048	State Industrial Products	100-6200-531100	98138363	Supplies	1,772.82
20048	State Industrial Products	100-6200-531100	98153658	Supplies	472.22
20049	TerraMark Land Surveying Inc	100-6200-521300	T2016-093-9956	TECHNICAL SERVICES	252.50
20050	THE MASOIA GROUP	100-316100	20170405	BUSC. PERMIT REFUND	406.09
20051	The University Of Georgia	100-1300-523700	95064	Training - retreat	2,385.26
20052	TransUnion Risk and Alternative Data Solu	100-3200-521200	1065127 0301-033117	PROFESSIONAL SERVICES	225.75
20053	United Site Services of Georgia LLC	100-6200-522200	1145079688	REPAIRS	259.90
20053	United Site Services of Georgia LLC	100-6200-522200	1145079690	REPAIRS	259.90
20053	United Site Services of Georgia LLC	100-6200-522200	1145113741	REPAIRS	249.90
20054	Verizon Wireless	100-1535-531540	9782713751	TELECOMMUNICATION	1,780.88
20054	Verizon Wireless	100-1535-531540	9782713752	TELECOMMUNICATION	4,795.81
20055	Metro Atlanta Sports Officials, INC	100-6200-523600	0001236	Dues / Fees	3,640.00
20056	Gresham Smith & Partners	330-4200-541400	704841	Ashford Dunwoody Road Corridor Study	3,363.92
20057	Integrated Construction and Nobility Inc	330-6200-541200	04042017	Valvadere bridge	44,944.38
20057	Integrated Construction and Nobility Inc	330-6200-541200	04042017	Valvarde Bridge Replacement	46,592.82
20058	Kimley-Horn and Associates, Inc	330-4200-541400	8991485	Ashford Dunwoody-Dresden Drive ITS System Expansn	12,801.08
20059	Low Engineers, LLC	330-4100-521200	16877	Caldwell Road from green Meadows lane to Cheshire	3,827.55
20059	Low Engineers, LLC	330-4100-521200	16878	Lanier Drive Windsor Parkway to Hearst Drive	904.21
20061	Patterson & Dewar Engineers, Inc	506-4320-521300	40628	Design Services for Phase 3 - S. Bamby Project	10,903.25
20061	Patterson & Dewar Engineers, Inc	506-4320-541400	40634	Design for Stratfield Yards Additional Services	3,420.00
20062	Ti Training Corp	210-3200-542000	2205	Lab Use and Force Training Simulator	35,700.00
20063	Accountemps	100-1511-521200	48093831	Professional Services	784.89
20064	All About Trees Inc	100-4100-522204	13236	ROW MAINTENANCE	2,500.00
20065	American United Life Insurance Company	100-1320-521200	20170301AR01	PROFESSIONAL	312.50
20066	Comcast Business	100-1535-531540	51999112	TELECOMMUNICATION	1,820.36
20067	Culligan of Atlanta	100-1511-531100	161552	SUPPLIES	486.00
20067	Culligan of Atlanta	100-1511-531100	161746	SUPPLIES	2.00
20068	Dykes Materials	100-4100-522200	78972	REPAIRS	320.62
20068	Dykes Materials	100-4100-522200	78978	REPAIRS	50.73
20068	Dykes Materials	100-4100-522200	78984	REPAIRS	402.37
20069	First Scribe	100-4100-523800	2472916	SOFTWARE	200.00
20070	Georgia Management Agency Inc	100-4100-522201	59270	STORM DAMAGE	12,950.00
20071	Gunnison Tree Service	100-4100-522201	12878	STORM DAMAGE	1,650.00
20072	Iron Mountain	100-1511-521200	NRR0074	Professional Services	273.87
20073	Low Engineers, LLC	506-4320-521200	16872	PROFESSIONAL SERVICES	517.50
20074	Milner Inc	100-4100-531100	68583A	SUPPLIES	15.50
20074	Milner Inc	100-4100-531100	69177A	SUPPLIES	15.50
20074	Milner Inc	100-1511-531100	70674A	SUPPLIES	15.50
20075	Office Depot	100-1570-531100	91394974001	SUPPLIES	96.70
20075	Office Depot	100-1570-531100	914784303	SUPPLIES	84.99
20075	Office Depot	100-1511-531100	916511458001	SUPPLIES	15.98
20075	Office Depot	100-1511-531100	916664307001	SUPPLIES	73.63
20075	Office Depot	100-1511-531100	916718134001	SUPPLIES	32.08
20076	Quench USA Inc	100-1511-531100	200676112	SUPPLIES	222.00
20076	Quench USA Inc	100-2650-531100	200676112	SUPPLIES	123.00
20076	Quench USA Inc	100-2650-531100	200676112	SUPPLIES	123.00
20077	Sewell Printing Services Inc	100-1570-523210	178972	PRINTING	512.07
20078	Veith Traffic Services LLC	100-4100-522203	2010 23	TRAFFIC SIGNAL	300.00
20079	Verizon Wireless	100-4100-522210	9782767798	REPAIRS	119.27
20080	Vulcan Materials Company	100-4100-522200	12041165	REPAIRS	279.00
20082	All Good Pest Solutions	100-6200-522200	3334971	REPAIRS	50.00
20082	All Good Pest Solutions	100-6200-522200	3335395	REPAIRS	45.00
20083	American Carnival Mart / Party Land	100-6200-531100	189812	Supplies	3,150.00
20084	Ardnos, Inc.	100-6200-522200	5252738	Repairs	2,721.21
20085	ARTLITE Office Supply Co	100-3200-523400	141522	PRINTING	78.50
20085	ARTLITE Office Supply Co	100-3200-523400	147967	PRINTING	157.00
20086	BIS Digital Inc	100-1535-521300	72573	Technical Services	870.00
20087	BSN Sports Inc	100-6200-531100	98631154	SUPPLIES	906.54
20088	Ewing Irrigation	100-6200-522200	2826016	REPAIRS	61.71

City of Brookhaven, Georgia
Check Register
for the month of April 2017

Check Number	Vendor Name/Payee	Account Number	Invoice/Reference No.	Description	Amount
20089	Fazillete Gonzalez	100-1320-523710	20170412	REIMBURSEMENT	25.13
20090	Fine and Block	100-1530-521201	59892	PROFESSIONAL LEGAL SERVICES	1,225.00
20091	Formulytics LLC	250-3200-523900	160	OTHER	24,000.00
20092	Galls LLC	100-3200-531100	7240155	SUPPLIES	123.00
20093	Gas South	100-6200-531220	9359569028 0317	Gas Services	37.18
20094	Georgia Public Safety Screening Services	100-3200-521200	73	PROFESSIONAL SERVICES	125.00
20095	Georgia Public Safety Training Center	100-3200-523500	26 17 1006	TRAINING	516.25
20096	Gunnison Tree Service	100-6200-522200	12930	REPAIRS	430.00
20097	Interstate Battery System of East Atlanta	100-3200-522220	20259813	REPAIRS	205.90
20097	Interstate Battery System of East Atlanta	100-3200-522200	20369816	REPAIRS	205.90
20098	Janilink.com	100-6200-531100	248912	SUPPLIES	1,392.54
20100	McLendon Monuments	100-4100-522200	redding way	REPAIRS	15,500.00
20101	Nalley Ford Sandy Springs	100-3200-522220	127330	REPAIRS	773.02
20101	Nalley Ford Sandy Springs	100-3200-522220	127404	REPAIRS	331.67
20101	Nalley Ford Sandy Springs	100-3200-522220	127426	REPAIRS	456.21
20102	Octavia Nasr	100-6200-523850	20170407	CONTRACTED SERVICES	78.00
20103	Office Depot	100-7000-531100	910790059001	SUPPLIES	191.97
20103	Office Depot	100-6200-531100	913034188001	CONTRACTED SERVICES	7.66
20103	Office Depot	100-7000-531100	914293551001	SUPPLIES	53.97
20103	Office Depot	100-7000-531100	914293666001	SUPPLIES	67.47
20103	Office Depot	100-7000-531100	915333318001	SUPPLIES	66.59
20103	Office Depot	100-1320-531100	916420140001	SUPPLIES	75.55
20103	Office Depot	100-2650-531100	917087248001	SUPPLIES	22.58
20103	Office Depot	100-2650-531100	917087467001	SUPPLIES	4.78
20103	Office Depot	100-1330-531100	917316699001	SUPPLIES	123.62
20103	Office Depot	100-3200-531100	917333844001	Supplies	179.99
20103	Office Depot	100-6200-531100	917338547001	Supplies	296.34
20104	Perimeter Office Products, Inc.	100-1511-531100	152243-01	SUPPLIES	118.00
20105	Pilgrim Mat Services	100-3200-522200	113574	REPAIRS	62.94
20106	Quench USA Inc	100-3200-531100	1086068	SUPPLIES	350.42
20107	Sandy Springs Signs	100-7000-523300	8586	Advertisement	4,995.00
20107	Sandy Springs Signs	100-7000-523300	8587	advertisement	666.00
20108	Sikes Paper Company	100-2650-531100	179924	SUPPLIES	129.65
20108	Sikes Paper Company	100-3200-531100	179924	SUPPLIES	129.66
20109	SIRCHIE Fingerprint Laboratories	100-3200-531100	0296721	SUPPLIES	518.16
20110	Smith & Liss LLC	100-7000-521201	30944	PROFESSIONAL LEGAL	150.00
20110	Smith & Liss LLC	100-7000-521201	30945	PROFESSIONAL LEGAL	960.00
20110	Smith & Liss LLC	100-7000-521201	30947	PROFESSIONAL LEGAL	120.00
20110	Smith & Liss LLC	100-7000-521201	30948	PROFESSIONAL LEGAL	150.00
20111	State Industrial Products	100-6200-531100	98178970	Supplies	202.09
20112	Ten-Eighth Forensic Services Inc	100-3200-521200	1238	c	218.00
20113	ThyssenKrupp Elevator Corporation	100-3200-522200	3002934559	REPAIRS	642.11
20114	Trees of Atlanta Inc.	100-7145-531100	022020173	Supplies	4,800.00
20115	Zurn Plumbing Service	100-3200-522200	80441	REPAIRS	183.00
20117	Blue Cross Blue Shield of GA	100-1300-512100	1571560A	May 2017 - Blue Cross Blue Shield	5,707.24
20117	Blue Cross Blue Shield of GA	100-1320-512100	1571560A	May 2017 - Blue Cross Blue Shield	5,136.44
20117	Blue Cross Blue Shield of GA	100-1330-512100	1571560A	May 2017 - Blue Cross Blue Shield	2,373.24
20117	Blue Cross Blue Shield of GA	100-1511-512100	1571560A	May 2017 - Blue Cross Blue Shield	9,414.83
20117	Blue Cross Blue Shield of GA	100-1535-512100	1571560A	May 2017 - Blue Cross Blue Shield	6,151.40
20117	Blue Cross Blue Shield of GA	100-1570-512100	1571560A	May 2017 - Blue Cross Blue Shield	4,341.26
20117	Blue Cross Blue Shield of GA	100-2650-512100	1571560A	May 2017 - Blue Cross Blue Shield	492.56
20117	Blue Cross Blue Shield of GA	100-3200-512100	1571560A	May 2017 - Blue Cross Blue Shield	95,218.86
20117	Blue Cross Blue Shield of GA	100-6200-512100	1571560A	May 2017 - Blue Cross Blue Shield	5,349.83
20117	Blue Cross Blue Shield of GA	100-7000-512100	1571560A	May 2017 - Blue Cross Blue Shield	5,429.72
20118	Concentra	100-3200-521200	810356070	Physical PrePlacement - Geise, Ramsey	113.50
20118	Concentra	100-3200-521200	810356523	Physical PrePlacement - Seigel, Ramsey	184.00
20119	De Lage Landen	100-3200-522310	54126065	Copier Lease (Upstairs Color Copier); April 2017	293.12
20120	DeKalb County	100-1511-531210	23542257	Sanitation - April 2017	131.04
20122	MedCom	100-1320-512100	47974	COBRA Admin Fee	58.50
20123	Pitney Bowes	100-113804	9517-04072017	Pre-Paid Postage (City Hall)	1,000.00
20123	Pitney Bowes	100-1511-523600	9517-04072017	Meter Postage Overage Fee (City Hall)	5.00
20124	Standard Insurance Company	100-1300-512100	May2017	May 2017 - The Standard	51.88
20124	Standard Insurance Company	100-1320-512100	May2017	May 2017 - The Standard	1,021.11
20124	Standard Insurance Company	100-1330-512100	May2017	May 2017 - The Standard	230.36
20124	Standard Insurance Company	100-1511-512100	May2017	May 2017 - The Standard	888.99
20124	Standard Insurance Company	100-1535-512100	May2017	May 2017 - The Standard	736.01
20124	Standard Insurance Company	100-1570-512100	May2017	May 2017 - The Standard	510.85
20124	Standard Insurance Company	100-2650-512100	May2017	May 2017 - The Standard	100.23
20124	Standard Insurance Company	100-3200-512100	May2017	May 2017 - The Standard	6,902.19
20124	Standard Insurance Company	100-6200-512100	May2017	May 2017 - The Standard	509.43
20124	Standard Insurance Company	100-7000-512100	May2017	May 2017 - The Standard	797.41

City of Brookhaven, Georgia
Check Register
for the month of April 2017

Check Number	Vendor Name/Payee	Account Number	Invoice/Reference No.	Description	Amount
20125	CDW Government, LLC	100-1535-542400	HK84143	HAVIS Bracket PWR Supply	265.00
20125	CDW Government, LLC	100-1535-542400	HK84143	Panasonic Toughbooks 54 Gloved Multi Touch	23,095.00
20126	Gresham Smith & Partners	330-4200-541400	0704841	Ashford Dunwoody Road Corridor Study	3,363.92
20127	HEH Paving Inc	330-4200-541400	838	2016 Street Resurfacing	221,111.16
20128	K-9 Concepts, Inc	330-3200-542000	041017BPD	DUAL PURPOSE K-9 W/ HANDLER TRAINING	14,500.00
20128	K-9 Concepts, Inc	330-3200-542000	041017BPD	ON-SITE LODGING FOR HANDLERS COURSE (3 WEEK)	900.00
20129	Kimley-Horn and Associates, Inc	330-4200-541400	8991485-1	Ashford Dunwoody-Dresden Drive ITS System Expansn	12,801.08
20131	Patterson & Dewar Engineers, Inc	506-4320-541400	0040753	Design for Stratfield Yards Additional Services	2,154.75
20131	Patterson & Dewar Engineers, Inc	506-4320-521300	0040754	Design Services for Phase 3 - S. Bamby Project	2,196.75
20133	Kevin Martinez	100-3200-511100	Martinez042117	Martinez - Reconcile 4/21/17 Paycheck	1,126.90
20134	144th Marketing Group LLC	100-3200-522220	17629	REPAIRS	225.00
20134	144th Marketing Group LLC	100-3200-522220	18038	REPAIRS	2,630.00
20135	Ace III Communications Inc	100-7000-523300	85347 1	Advertisement	20.00
20135	Ace III Communications Inc	100-7000-523300	85348 0	Advertisement	10.00
20135	Ace III Communications Inc	100-7000-523300	85349 0	Advertisement	10.00
20135	Ace III Communications Inc	100-7000-523300	85351 0	Advertisement	10.00
20135	Ace III Communications Inc	100-7000-523300	85352 0	Advertisement	10.00
20135	Ace III Communications Inc	100-7000-523300	85353 0	Advertisement	10.00
20135	Ace III Communications Inc	100-7000-523300	85354 1	Advertisement	10.00
20135	Ace III Communications Inc	100-7000-523300	85355 0	Advertisement	10.00
20136	All Good Pest Solutions	100-6200-522200	3334291	REPAIRS/MAINTENANCE	125.00
20136	All Good Pest Solutions	100-6200-522200	3334953	REPAIRS/MAINTENANCE	125.00
20137	Balch Law Group	100-1530-521201	04252017	Retainer Fee For May 2017	20,000.00
20138	BSN Sports Inc	100-6200-531100	98931927	SUPPLIES	2,234.99
20138	BSN Sports Inc	100-6200-531100	98931928	SUPPLIES	2,234.99
20138	BSN Sports Inc	100-6200-531100	98943629	SUPPLIES	597.64
20139	Carothers & Mitchell LLC	100-1530-521201	27079	Professional Legal Services	46.23
20140	Cintas	100-6200-531100	5007581074	SUPPLIES	114.39
20141	DeKalb County	100-6200-531210	23544938	SANITATION	1,440.00
20141	DeKalb County	100-6200-531230	23545219	SANITATION	63.30
20142	DeKalb County Finance Department	100-351170	032017 DAR	DRUG ABUSE REPORT - MARCH 2017	871.75
20143	DeKalb County Finance Department	100-351170	0317 LVAR	LVA REPRT MARCH 2017	3,506.18
20144	DeKalb County State Court	100-121160	E29936-37	COURT BOND REFUND	1,460.00
20145	Ewing Irrigation	100-6200-522200	3067820	REPAIRS	79.95
20146	Fazillete Gonzalez	100-1320-523710	041717	REIMBURSEMENT-RECOGNITION P.H	25.13
20147	Federal Signal Corporation	100-1511-522200	6552629	REPAIRS	1,945.00
20148	Freeman Mathis & Gary,LLP	100-1530-521201	412302	Professional Legal Services	3,829.50
20149	Gas South	100-6200-531220	0112816202 0417	GAS SERVICES	965.23
20149	Gas South	100-6200-531220	2764991574 0417	GAS SERVICES	434.72
20150	General Hardware	100-1511-522200	03312017	REPAIRS	52.59
20150	General Hardware	100-3200-522220	03312017	REPAIRS	105.61
20151	Georgia Superior Court Clerk Coop Author	100-351170	032017 MCME REPRT	MUNICIPAL COURT REPORT- ME MARCH 2017	14,441.72
20152	Gunnison Tree Service	506-4320-522200	12569	REPAIRS	690.00
20153	Hinge Media Inc	100-6200-523400	20095	PRINTING	5,400.00
20155	Janilink.com	100-6200-531100	285512	SUPPLIES	994.79
20156	John Ernst	100-1300-531270	041917 2	REIMBURSEMENT	18.38
20156	John Ernst	100-1300-531270	04192017	REIMBURSEMENT	23.11
20156	John Ernst	100-1300-531270	04192017 1	REIMBURSEMENT	20.20
20157	Kauffman Tire	100-3200-522220	174956	REPAIRS	382.10
20158	Larry Hughes Plumbing	100-323100	04192017	REFUND - 17BH-PL00080	351.00
20159	Laura VandeWiele	100-6200-523850	4109911	Contracted Services	80.00
20160	LMI Systems, Inc.	100-6200-522200	14571	REPAIRS	565.43
20161	Locksmith, Inc.	100-6200-522200	38181	REPAIRS	1,644.00
20162	Manuel Lopez Tirso	100-121160	E29976-77-78 -1	COURT BOND REFUND	2,080.00
20163	Mauldin & Jenkins	100-1320-521200	1152062	PROFESSIONAL SERVICES	4,315.00
20164	Office Depot	100-6200-531100	917518919001	SUPPLIES	121.87
20165	Optech RWM LLC	100-6200-522200	B0317	REPAIRS	1,481.19
20165	Optech RWM LLC	100-6200-523850	B0317	REPAIRS	72,067.32
20166	Peace Officers A&B Fund of GA	100-351170	0317 POAB	PEACE OFFICERS A&B REPRT 3/17	3,758.86
20168	Smith, Grambell, & Russell, LLC	100-323100	04212017	REFUND	100.00
20169	Springs Publishing LLC	100-6200-523400	2017 0955	PRINTNG	660.00
20170	State Industrial Products	100-6200-531100	98170132	SUPPLIES	1,756.42
20171	Unique Homes	100-323100	04172017	Refund -17BH- BLD00076	40.00
20172	United Site Services of Georgia LLC	100-6200-522200	1145171034	REPAIRS	259.90
20172	United Site Services of Georgia LLC	100-6200-522200	114-5171036	REPAIRS	259.90
20173	Integrated Construction and Nobility Inc	330-6200-541200	3retainage	Installation of Monument Signs Parks	8,995.08
20173	Integrated Construction and Nobility Inc	330-6200-541200	4retainage	Clacks Corner	1,779.60
20173	Integrated Construction and Nobility Inc	330-6200-541200	4retainage	Clack's Corner	1,425.00
20173	Integrated Construction and Nobility Inc	330-6200-541200	4retainage	Clacks Corner Consturction	14,868.45
20174	Play & Park Structures	350-6200-541400	PJI-0014821	Briarwood and Murphey Candler Pool Shade	40,125.20
20175	Precise Development Group	506-4320-541400	041917	Stormwater Pipe Replacement - CHOA Tullie Circle	30,995.00

City of Brookhaven, Georgia
Check Register
for the month of April 2017

Check Number	Vendor Name/Payee	Account Number	Invoice/Reference No.	Description	Amount
20176	Accountemps	100-1511-521200	48130525	PROFESSIONAL SERVICES -E. WEBB	752.51
20176	Accountemps	100-1511-521200	48177897	PROFESSIONAL SERVICES- E. WEBB	911.63
20176	Accountemps	100-1511-521200	48207974	PROFESSIONAL SERVICES	937.64
20177	Alan Foster Plumbing Inc	100-6200-522200	28300	Repairs/ Maintenance	245.00
20178	Balch Law Group	100-1530-521201	10683	PROFESSIONAL LEGAL SERVICES	1,881.00
20178	Balch Law Group	100-1530-521201	10684	PROFESSIONAL LEGAL SERVICES	3,597.00
20178	Balch Law Group	100-1530-521201	10685	PROFESSIONAL LEGAL SERVICES	2,363.00
20178	Balch Law Group	100-1530-521201	10686	PROFESSIONAL LEGAL SERVICES	6,000.00
20179	Charles Abbott Associates Inc	100-7000-523850	56819	CONTRACTED LABOR	132,070.30
20180	Christian Saxon	100-1535-523500	042517	Reimbursement	586.47
20181	Christian Sigman	100-1320-523710	04252017	REIMBURSEMENT	42.53
20182	Clean Touch Inc	100-2650-522130	1089	CUSTODIAL SERVICES	275.00
20182	Clean Touch Inc	100-2650-522130	987	CUSTODIAL SERVICES	425.00
20183	Craig L Bowen	100-1511-522200	1731	Repairs/ Maintenance	2,312.83
20183	Craig L Bowen	100-3200-522200	1731	Repairs/ Maintenance	85.00
20183	Craig L Bowen	100-6200-522200	1731	Repairs/ Maintenance	595.00
20184	Dunbar Security Products Inc	100-1511-521200	3965325	PROFESSIONAL SERVICES	543.25
20184	Dunbar Security Products Inc	100-2650-521200	3965325	PROFESSIONAL SERVICES	271.90
20184	Dunbar Security Products Inc	100-3200-521200	3965325	PROFESSIONAL SERVICES	271.90
20185	Dykes Materials	100-4100-522200	78990	REPAIRS	842.67
20185	Dykes Materials	100-4100-522200	78994	REPAIRS	446.21
20185	Dykes Materials	100-4100-522200	79002	REPAIRS	223.10
20185	Dykes Materials	100-4100-522200	79012	REPAIRS	125.59
20185	Dykes Materials	100-4100-522200	79031	-REPAIRS	202.91
20186	Fedex	100-1320-523210	577464755	SHIPPING	31.00
20187	Gas South	100-1511-531220	1641247116 0417	GAS SERVICES	268.61
20189	Low Engineers, LLC	100-4100-521200	16896	PROFESSIONAL SERVICES	39,756.75
20189	Low Engineers, LLC	506-4320-521200	16897	Professional Services	26,171.07
20189	Low Engineers, LLC	330-4200-541400	16899	Professional Services	12,753.14
20190	Marlen Lopez	100-121160	E33896-E33897	COURT BOND REFUND	908.00
20191	McLendon Monuments	100-4100-522200	3594 - 2838 REDDING ROAD	2838 REDDING ROAD -REPAIRS	3,450.00
20192	MINDI NAVLOR	100-6200-523850	04252017	CONTRACTED SERVICES	453.60
20193	Office Depot	100-7000-531100	919018756001	SUPPLIES	69.03
20193	Office Depot	100-1320-531100	919295202001	SUPPLIES	64.99
20193	Office Depot	100-1320-531100	919355871001	SUPPLIES	101.58
20193	Office Depot	100-2650-531100	919860944001	SUPPLIES	99.24
20193	Office Depot	100-7000-531100	920442672001	SUPPLIES	92.04
20193	Office Depot	100-7000-531100	920443003001	SUPPLIES	12.19
20195	Randall Lowe Plumbing	100-323100	04192017 00	REFUND - 17BH-PL00019	389.03
20195	Randall Lowe Plumbing	100-323100	04192017 01	REFUND - 17BH-PL00020	386.10
20196	Riviera Finance	100-6200-522130	BROOK0417	CUSTODIAL SERVICES	1,590.00
20197	Sandy Springs Signs	100-7000-523300	8601	PRINTING	205.00
20198	Underground Corrections Sprinkler Service	100-6200-522200	17127	Repairs/ Maintenance	105.00
20198	Underground Corrections Sprinkler Service	100-6200-522200	17140	Repairs/ Maintenance	1,055.00
20199	Vulcan Materials Company	100-4100-522200	12051917	REPAIRS	437.50
20199	Vulcan Materials Company	100-4100-522200	12061238	REPAIRS	348.70
20200	William Brown	100-121160	E28704	COURT BOND REFUND	450.00
20201	Yasin Patel	100-121160	E27360-7361-7362	COURT BOND REFUND	540.00
20202	CDW Government, LLC	100-1535-542400	HNB7664	HAVIS CF-H-PAN-422-P	7,300.00
20203	IMS Infrastructure Management Services	330-4200-541400	11216-4	Lucity Pavement Management Software	1,712.50
20203	IMS Infrastructure Management Services	330-4200-541400	12016-9	2016 Pavement Data Collection	1,090.20
20204	Timmons Group, Inc	100-1535-521300	191114	Implementation of City Works from Meritage	16,643.20
20205	144th Marketing Group LLC	100-3200-522220	18184	REPAIRS	475.00
20205	144th Marketing Group LLC	100-6200-522220	18184	REPAIRS	475.00
20206	Arrow Exterminators	100-3200-522200	27882203	REPAIRS	125.00
20206	Arrow Exterminators	100-3200-522200	28176431	REPAIRS	365.00
20207	ARTLITE Office Supply Co	100-3200-523400	151485	SUPPLIES	39.25
20208	Bayshawn Fleming	100-3200-531100	041317	REIMBURSEMENT	59.19
20209	Carousel Industries	100-1535-521300	2018036	Technical Services	1,305.00
20210	Clean Touch Inc	100-3200-522130	1090	CUSTODIAL SERVICES	300.00
20210	Clean Touch Inc	100-3200-522130	1125	CUSTODIAL	725.00
20210	Clean Touch Inc	100-3200-522130	1132	CUSTODIAL	60.00
20211	David Snively	100-3200-523500	04212017	PER DIEM TRAVEL	88.50
20212	DeKalb County	100-3200-531210	23544770	SANITATION	138.91
20212	DeKalb County	100-3200-531210	23552122	WATER	177.41
20213	E Sam Jones Distributor Inc	100-3200-522200	1874776-00	REPAIRS	83.70
20214	Fedex	100-3200-523210	564955024	SHIPPING	28.16
20215	Grainger, Inc.	100-3200-522220	9416207356	REPAIRS	140.57
20216	Gulf States Distributors	100-3200-523700	126715	TRAVEL	89.00
20217	Gunnison Tree Service	100-6200-522200	13278 00	REPAIRS/MAINTENANCE	1,210.00
20217	Gunnison Tree Service	100-6200-522200	13279 00	REPAIRS/MAINTENANCE	1,120.00

City of Brookhaven, Georgia
Check Register
for the month of April 2017

Check Number	Vendor Name/Payee	Account Number	Invoice/Reference No.	Description	Amount
20217	Gunnison Tree Service	100-6200-522200	13292 00	REPAIRS/MAINTENANCE	780.00
20218	Jeffery Hightower	100-3200-531100	041617	REIMBURSEMENT	15.00
20219	Juan Grullon	100-3200-523500	041117	REIMBURSEMENT	63.56
20219	Juan Grullon	100-3200-523700	041717	TRAVEL	128.29
20220	Kennesaw State University	100-3200-523700	4212017	TRAINING	420.00
20221	MARIA JONES	100-3200-523700	042117	PER DIEM TRAVEL	88.50
20222	Municode - Municipal Code Corporation	100-1330-523400	00285087	Printing / Binding	3,306.85
20223	Office Depot	100-3200-531100	919087686001	supplies	203.95
20223	Office Depot	100-3200-531100	920438558001	supplies	255.88
20223	Office Depot	100-3200-531100	920439602001	supplies	48.54
20223	Office Depot	100-7000-531100	920443004001	supplies	13.15
20224	Pilgrim Mat Services	100-3200-522200	114570	REPAIRS	62.94
20225	ProStar Fire Systems	100-3200-522220	22010	REPAIRS	87.50
20226	Red The Uniform Tailor	100-3200-531101	0297801A	UNIFORM	17.00
20226	Red The Uniform Tailor	100-3200-531101	0298623C	UNIFORM	224.99
20226	Red The Uniform Tailor	100-3200-531101	0298914	UNIFORM	98.49
20226	Red The Uniform Tailor	100-3200-531101	CM0000068	UNIFORM	(42.80)
20226	Red The Uniform Tailor	100-3200-531101	Z98623A	UNIFORM	39.25
20226	Red The Uniform Tailor	100-3200-531101	Z98623B	UNIFORM	74.99
20226	Red The Uniform Tailor	100-3200-531101	Z99239	UNIFORM	466.14
20227	Safelite Fulfillment Inc	100-3200-522220	1812-377478	REPAIRS	179.54
20228	ACCELA	100-1535-521300	ACC29917	Technical Services	20,913.12
20229	LUIS PEREZ- MOLINA	100-121160	E31657;E31658	COURT BOND REFUND	460.00
20230	North Metro Waste Inc	100-4100-522300	676158	RENTALS	1,125.00
20230	North Metro Waste Inc	100-4100-522300	6761796	RENTALS	725.00
20230	North Metro Waste Inc	100-4100-522300	676200	RENTALS	725.00
20230	North Metro Waste Inc	100-4100-522300	676310	RENTALS	725.00
20230	North Metro Waste Inc	100-4100-522300	676340	RENTALS	725.00
20230	North Metro Waste Inc	100-4100-522300	676346	RENTALS	325.00
20230	North Metro Waste Inc	100-4100-522300	676703	RENTALS	725.00
20231	Office Depot	100-1511-531100	916664307002	SUPPLIES	15.98
20231	Office Depot	100-1511-531100	919837691001	SUPPLIES	19.18
20231	Office Depot	100-1511-531100	920782418001	SUPPLIES	26.95
20232	Perimeter Office Products, Inc.	100-1511-531100	156797	SUPPLIES	206.50
20233	Atlanta Journal - Constitution	100-1570-523300	37335	Advertising (Atlanta Journal Constitution)	1,000.00
20235	Concentra	100-3200-521200	810365917	Pre Physical Placement - Byk	113.50
20236	De Lage Landen	100-1511-522310	54283569	Copier Lease; 2nd Floor City Hall	705.48
20236	De Lage Landen	100-7000-522310	54283569	Copier Lease; 2nd Floor City Hall	630.80
20236	De Lage Landen	100-1320-522310	54297977	Copier Lease (3rd Floor Copier)	676.40
20236	De Lage Landen	100-2650-522310	54301190	Copier Lease	267.29
20236	De Lage Landen	100-1570-522310	54312203	Copier Lease (Communications Offices)	300.00
20237	DeKalb CVB	275-7540-572000	6400	February 2017 - 40% of Hotel Motel Receipts	52,420.52
20238	Employment Screening Services Inc	100-3200-521200	12584967	Pre Employment-Ramsey,Marshall,Seigel,Giese,Nguyen	816.54
20238	Employment Screening Services Inc	100-6200-521200	12584967	Pre Employment-Loyd,Bray,Birdsong,Nourachi,Farr	150.00
20238	Employment Screening Services Inc	100-6200-521200	12584967	Pre Employment Testing - Koblan, Savage	60.00
20238	Employment Screening Services Inc	100-6200-521200	12584967	Pre Employment-Pohl,Vernon,Calhoun,Poythress,Gordo	150.00
20238	Employment Screening Services Inc	100-7000-521200	12584967	Pre Employment Testing - Dale Hall	222.80
20242	Concentra	100-3200-521200	810384758	Physical PrePlacement - Nielsen, Marshall	184.00
20243	De Lage Landen	100-3200-522310	54302222	Copier Lease (Color Copier); 4/15/17 - 5/14/17	330.74
20297	Ti Training Corp	210-3200-542000	2344	Lab Use and Force Training Simulator	6,700.00
DFT0000508	Georgia Power	214-4260-531230	03517-10284 0317	Electrical Services	82.42
DFT0000516	Georgia Power	214-4260-531230	00758 81131 0317	Electrical Services	173.82
DFT0000518	Georgia Power	214-4260-531230	02911 49089 0317	Electrical Services	215.29
DFT0000521	Georgia Power	100-6200-531230	75277-91016 0317	Electrical Services	79.10
DFT0000530	WEX Bank	100-3200-531270	48925880	Fuel	14,157.65
DFT0000530	WEX Bank	100-7000-531270	48925880	Fuel	198.48
DFT0000534	Georgia Power	100-6200-531230	70477-74011 0217	Electrical Services	270.98
DFT0000535	Georgia Power	100-6200-531230	54189 5015 0417	ELETRICAL SERVICES	25.32
DFT0000536	Georgia Power	100-6200-531230	70477 74011 0417	ELETRICAL SERVICES	1,447.99
DFT0000537	Georgia Power	100-6200-531230	09316-59004 0317	ELETRICAL SERVICES	23.24
DFT0000538	Georgia Power	100-6200-531230	02670-21189 0317	ELETRICAL SERVICES	215.15
DFT0000539	Georgia Power	214-4260-531230	09486-84017 0317	ELETRICAL SERVICES	2,742.37
DFT0000540	Georgia Power	214-4260-531230	21733680133	ELETRICAL SERVICES	256.02
DFT0000541	Georgia Power	214-4260-531230	08136-22310 0317	ELETRICAL SERVICES	40.57
DFT0000542	Georgia Power	214-4260-531230	00329 +8002 0317	ELETRICAL SERVICES	48.51
DFT0000543	Georgia Power	100-6200-531230	02943-77003	ELETRICAL SERVICES	77.15
DFT0000544	Georgia Power	100-4100-531230	0417 21091	ELETRICAL SERVICES	124.07
DFT0000545	Georgia Power	100-4100-531230	0143721091	ELETRICAL SERVICES	124.07
DFT0000546	Georgia Power	100-1511-531230	10147 70654	Electrical Services	3,906.61
DFT0000547	Georgia Power	214-4260-531230	05516-10032 0417	Electrical Services	100.14
DFT0000548	Georgia Power	100-4100-531230	09190-20018 0417	Electrical Services	20.02

City of Brookhaven, Georgia
 Check Register
 for the month of April 2017

Check Number	Vendor Name/Payee	Account Number	Invoice/Reference No.	Description	Amount
DFT0000549	Georgia Power	100-4100-531230	00410-51030 0417	Electrical Services	22.03
DFT0000550	Georgia Power	100-4100-531230	01437-21091 0417	Electrical Services	171.70
DFT0000551	Georgia Power	100-4100-531230	02211-01015 0417	Electrical Services	22.29
DFT0000552	Georgia Power	214-4260-531230	00052-47021 0417	Electrical Services	97.51
DFT0000553	Georgia Power	214-4260-531230	00758 81132 0417	Electrical Services	170.23
DFT0000554	Georgia Power	100-4100-531230	02152-95024 0417	Electrical Services	20.91
DFT0000555	Georgia Power	214-4260-531230	07237- 19140 0417	Electrical Services	152.90
DFT0000556	Georgia Power	214-4260-531230	03518-10038	Electrical Services	72.72
DFT0000557	Georgia Power	100-4100-531230	0263990147 0417	Electrical Services	20.37
DFT0000559	WEX Bank	100-3200-531270	49292358	FUEL	16,275.85
DFT0000559	WEX Bank	100-7000-531270	49292358	FUEL	428.09
DFT0000561	Georgia Power	100-6200-531230	09091 73020 0417	ELECTRICAL SERVICES	25.17
DFT0000562	Georgia Power	100-6200-531230	09316 59004 0417	ELECTRICAL SERVICES	23.29
DFT0000563	Georgia Power	100-3200-531230	35327 75039 0417	ELECTRICAL SERVICES	3,035.01
DFT0000564	Georgia Power	100-6200-531230	03473 99017	ELECTRICAL SERVICES	193.19
DFT0000565	Georgia Power	100-6200-531230	23147 80019 0417	ELECTRICAL SERVICES	646.48
DFT0000566	Georgia Power	100-6200-531230	2335780019 0417	Electrical Services	109.45
DFT0000567	Georgia Power	214-4260-531230	02911 49089 0417	Electrical Services	254.24
DFT0000568	Georgia Power	100-4100-531230	76833 76004- 0417	Electrical Services	23.16
DFT0000569	Georgia Power	214-4260-531230	36579-23051 0417	Electrical Services	1,629.19
DFT0000570	Georgia Power	214-4260-531230	56559 74043 0417	Electrical Services	30,344.23
DFT0000571	Georgia Power	100-6200-531230	09185-14039 0417	Electrical Services	25.35
DFT0000572	Georgia Power	214-4260-531230	03517-10284 0417	Electrical Services	127.23
DFT0000573	Georgia Power	214-4260-531230	05315 34120 0417	Electrical Services	78.35
DFT0000574	Georgia Power	100-4100-531230	06299-62027 0417	Electrical Services	20.38
DFT0000575	Georgia Power	214-4260-531230	00329 98002 0417	Electrical Services	97.02
DFT0000576	Georgia Power	214-4260-531230	00329-98002 0417	Electrical Services	48.51
DFT0000577	Georgia Power	214-4260-531230	02943-77003 0417	Electrical Services	79.15
DFT0000578	Georgia Power	100-6200-531230	02670-21189 0417	Electrical Services	210.53
DFT0000579	Georgia Power	100-6200-531230	16477 91018 0417	Electrical Services	759.96
DFT0000580	Georgia Power	100-6200-531230	83047 95013 0417	Electrical Services	536.98
DFT0000581	Georgia Power	100-6200-531230	34327-95011 0417	Electrical Services	1,987.81
DFT0000582	Georgia Power	100-6200-531230	1280 91014 0417	ELECTRICAL SERVICES	49.82
DFT0000583	Georgia Power	100-6200-531230	75277 91016 0	ELECTRICAL SERVICES	57.11
DFT0000584	Georgia Power	214-4260-531230	09486 84017 0417	ELECTRICAL SERVICES	2,623.87
DFT0000585	Georgia Power	214-4260-531230	21733-68013 0417	ELECTRICAL SERVICES	259.86
DFT0000586	De Lage Landen	100-6200-522200	54124588	Repairs	383.31
				TOTAL	<u>1,637,553.40</u>