



**FINANCIAL REPORT**  
**For The Third Month Ending March 31, 2017**

|   |     |
|---|-----|
| <b>Changes in Fund Balance Analysis</b>               |     |
| General Fund .....                                    | 1   |
| General Fund Revenues .....                           | 2   |
| General Fund Expenditures .....                       | 5   |
| <b>Other Funds</b>                                    |     |
| Confiscated Funds .....                               | 8   |
| Streetlighting Special Revenue Funds .....            | 8   |
| E911 Special Revenue Fund .....                       | 8   |
| Grants Fund .....                                     | 8   |
| Special Tax District #1 Special Revenue Fund .....    | 9   |
| Hotel Motel Special Revenue Fund .....                | 10  |
| Homestead Option Sales Tax Special Revenue Fund ..... | 11  |
| Capital Projects Fund .....                           | 15  |
| Debt Service Fund .....                               | 16  |
| Stormwater Utility Fund .....                         | 17  |
| Vehicle Replacement Fund .....                        | 17  |
| <b>General Fund - Departments</b>                     |     |
| City Council & Mayor .....                            | 18  |
| City Manager .....                                    | 20  |
| City Clerk .....                                      | 22  |
| Finance and Administration .....                      | 24  |
| Law/Legal .....                                       | 26  |
| Information Technology .....                          | 28  |
| Communications .....                                  | 30  |
| Municipal Court .....                                 | 32  |
| Police .....  | 34  |
| Public Works .....                                    | 37  |
| Parks and Recreation .....                            | 40  |
| Community Development .....                           | 40  |
| Tree Conservancy .....                                | 43  |
| Tourism .....   | 45  |
| Non-Department/Contingency .....                      | 47  |
| <b>Appendix - A</b>                                   |     |
| P-Card activity - March 2017.....                     | A-1 |
| <b>Appendix - B</b>                                   |     |
| Check/Vendor Register - March 2017.....               | B-1 |

**City of Brookhaven, Georgia**  
**Monthly Financial Report**  
**For The Third Month Ending March 31, 2017**

**General Fund (#001)**

Cash Balance \$ 7,217,416

|  | 2017<br>Budget | 2017<br>Actual | Variance | % of<br>Budget |
|--|----------------|----------------|----------|----------------|
|--|----------------|----------------|----------|----------------|

|                                       |                     |                     |                     |        |
|---------------------------------------|---------------------|---------------------|---------------------|--------|
| <b>Fund Balance Jan 1 (unaudited)</b> | <u>\$ 7,554,916</u> | <u>\$ 7,554,916</u> |                     |        |
| Less: Restricted                      |                     |                     |                     |        |
| Tree Fund                             | 21,369              | 21,369              |                     |        |
| Police Donations/Programs             | 31,569              | 10,487              |                     |        |
| Vehicle Replacement Fund              | 1,000,000           |                     |                     |        |
| Judgements & Claims                   | 250,000             |                     |                     |        |
| Land Acquisition - Future             | 500,000             |                     |                     |        |
| Technology Replacement                | 250,000             |                     |                     |        |
| <b>Adjusted Fund Balance</b>          | <u>5,501,978</u>    | <u>7,533,547</u>    |                     |        |
| Revenues                              | 23,788,868          | 3,396,369           | (20,392,499)        | -85.7% |
| Expenditures                          | 23,788,868          | 5,295,684           | 18,493,184          | 77.7%  |
| Net Change in Fund Balance            | <u>-</u>            | <u>(1,899,315)</u>  | <u>(38,885,683)</u> |        |
| <b>Available Fund Balance</b>         | <u>5,501,978</u>    | <u>5,634,232</u>    |                     |        |

| <u>Tree Fund</u>       | <u>Jan 1st Bal</u> | <u>Revenues</u>  | <u>Expenditures</u> | <u>Balance</u>   |
|------------------------|--------------------|------------------|---------------------|------------------|
| Tree Conservancy       | 21,369             | (5,435)          | -                   | 15,934           |
| <b>Police Programs</b> | <b>Jan 1st Bal</b> | <b>Revenues</b>  | <b>Expenditures</b> | <b>Balance</b>   |
| Explorer Donations     | \$ 11,766          | \$ -             | \$ 24               | \$ 11,742        |
| Shop With A Badge/Cop  | 21,793             | 9,871            | -                   | 31,663           |
| General Donations      | (1,990)            | 600              | -                   | (1,390)          |
| K9 Donations           | -                  | 40               | -                   | 40               |
| Bike Fund              | -                  | -                | -                   | -                |
| Police Program Totals  | <u>\$ 31,569</u>   | <u>\$ 10,511</u> | <u>\$ 24</u>        | <u>\$ 42,056</u> |

**Fund Balance Goal (City Policy)**

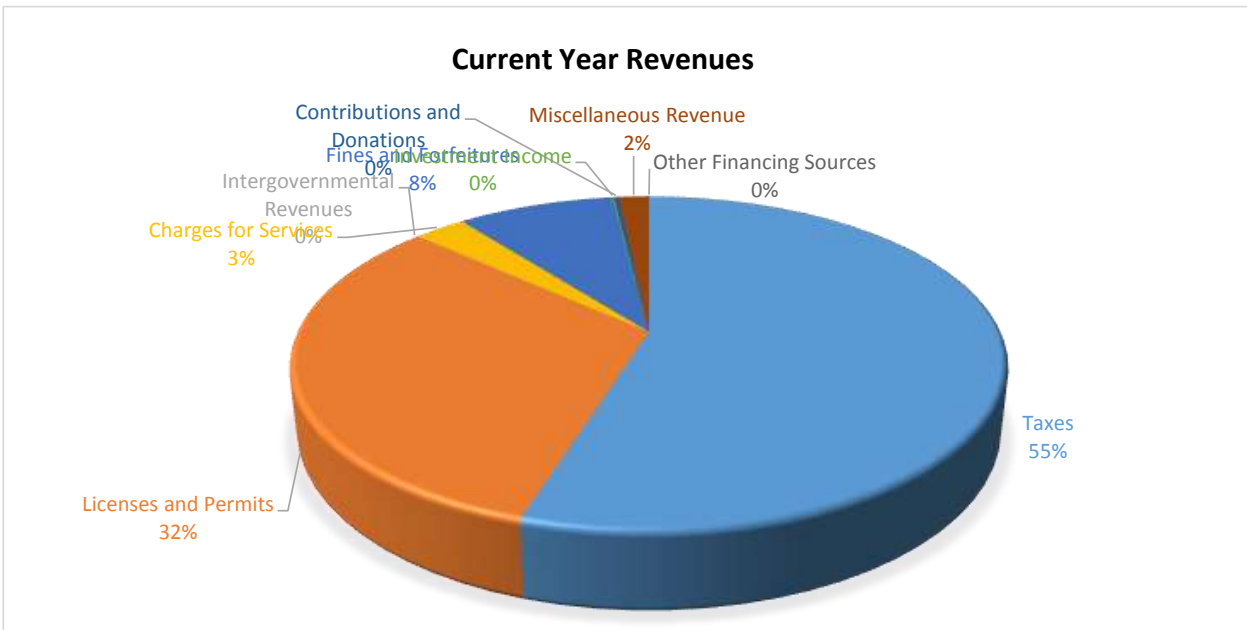
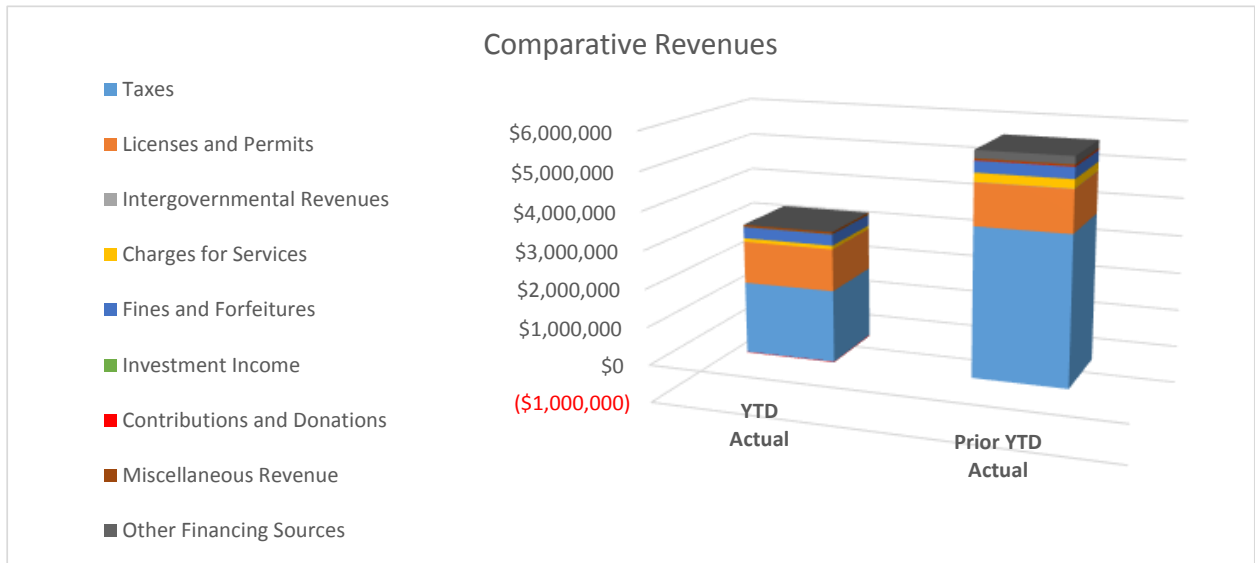
|                                |               |                                    |              |
|--------------------------------|---------------|------------------------------------|--------------|
| FY2017 - Budgeted Expenditures | \$ 23,788,868 | 25% of<br>Budgeted<br>Expenditures | \$ 5,947,217 |
|--------------------------------|---------------|------------------------------------|--------------|

**Cash Goal/Objective**

|                                   |               |             |              |
|-----------------------------------|---------------|-------------|--------------|
| FY2016 - Expenditures (unaudited) | \$ 21,715,901 | 120 Days of | \$ 5,428,975 |
|-----------------------------------|---------------|-------------|--------------|

**City of Brookhaven, Georgia**  
**Monthly Financial Report**  
**General Fund**  
**For The Third Month Ending March 31, 2017**

|                             | 2017              |                   |                  | YTD Actual       | Variance (\$\$\$)  | Ind | 2016 PYTD Actual | PYTD to CYTD       |
|-----------------------------|-------------------|-------------------|------------------|------------------|--------------------|-----|------------------|--------------------|
|                             | Original Budget   | Adjusted Budget   | YTD Budget       |                  |                    |     |                  |                    |
| Taxes                       | 17,763,990        | 17,763,990        | 4,440,998        | 1,873,385        | (2,567,612)        | ●   | 3,844,120        | (1,970,734)        |
| Licenses and Permits        | 2,225,000         | 2,225,000         | 556,250          | 1,085,818        | 529,568            | ●   | 1,076,726        | 9,092              |
| Intergovernmental Revenues  | -                 | -                 | -                | 1,482            | 1,482              | ●   | 9,377            | (7,895)            |
| Charges for Services        | 768,317           | 768,317           | 192,079          | 94,945           | (97,134)           | ●   | 224,108          | (129,163)          |
| Fines and Forfeitures       | 1,350,000         | 1,350,000         | 337,500          | 291,167          | (46,333)           | ●   | 290,732          | 435                |
| Investment Income           | 5,000             | 5,000             | 1,250            | 2,829            | 1,579              | ●   | 2,664            | 165                |
| Contributions and Donations | 75,000            | 75,000            | 18,750           | (9,207)          | (27,957)           | ●   | 10,448           | (19,655)           |
| Miscellaneous Revenue       | 281,561           | 281,561           | 70,390           | 55,948           | (14,442)           | ●   | 44,502           | 11,446             |
| Other Financing Sources     | 1,320,000         | 1,870,043         | 467,511          | -                | (467,511)          | ●   | 198,269          | (198,269)          |
| <b>Total Revenues</b>       | <b>23,788,868</b> | <b>24,338,911</b> | <b>6,084,728</b> | <b>3,396,369</b> | <b>(2,688,359)</b> | ●   | <b>5,700,946</b> | <b>(2,304,577)</b> |



City of Brookhaven, Georgia  
 Monthly Financial Report  
 General Fund  
 For The Third Month Ending March 31, 2017

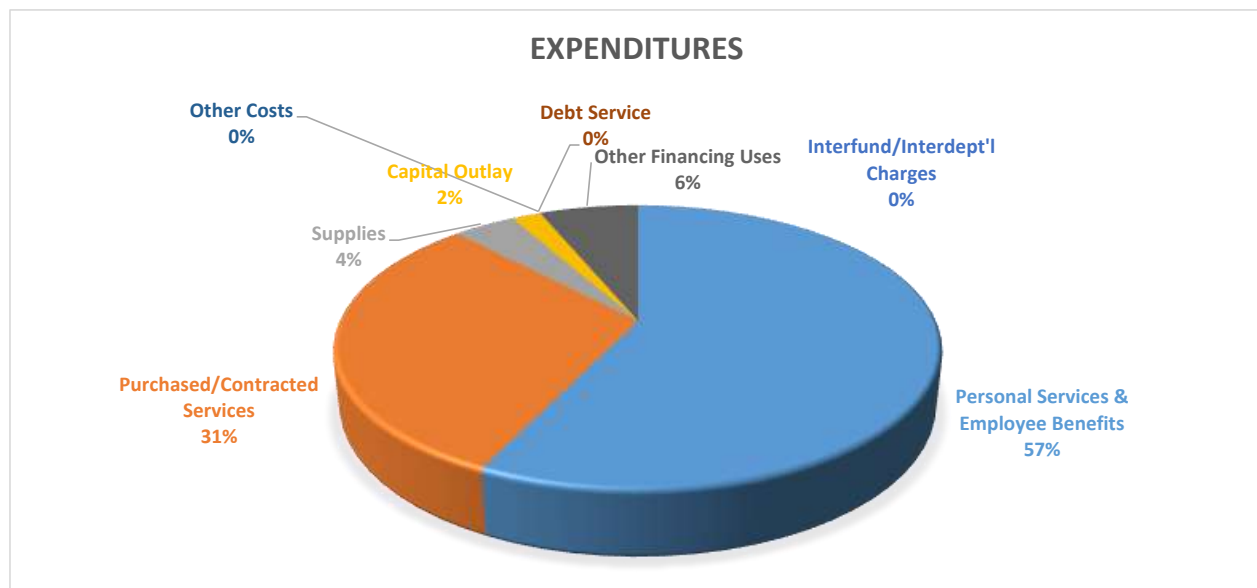
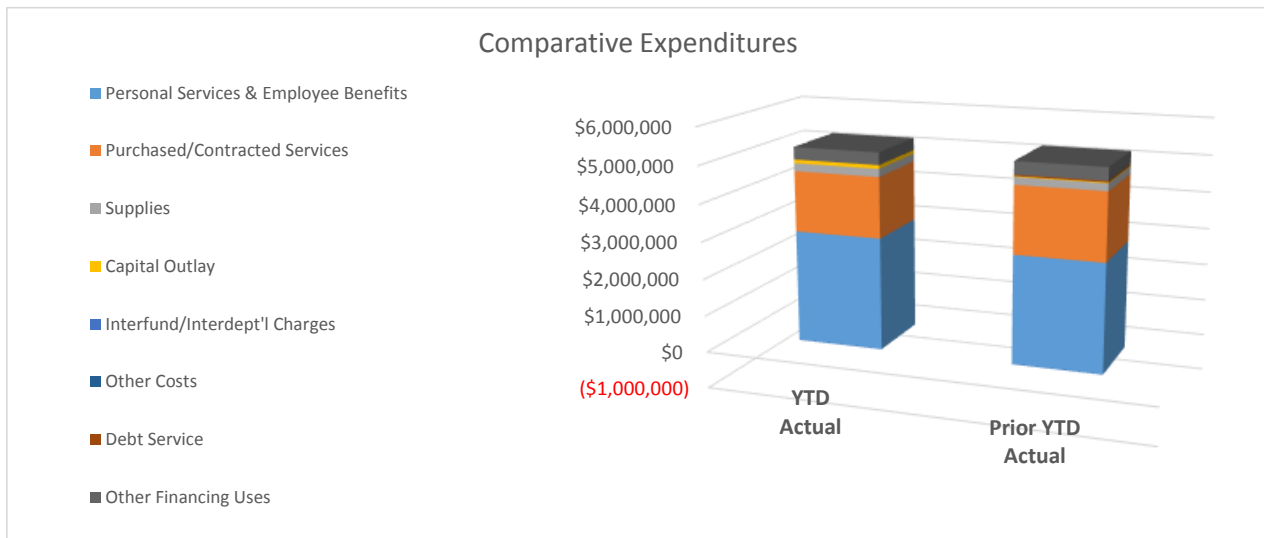
|   | 2017              |                   |                  | YTD Actual       | Variance (\$\$\$)  | Ind | 2016 PYTD Actual | PYTD to CYTD       |
|---|-------------------|-------------------|------------------|------------------|--------------------|-----|------------------|--------------------|
|   | Original Budget   | Adjusted Budget   | YTD Budget       |                  |                    |     |                  |                    |
| Real Property Tax                       | 7,755,823         | 7,755,823         | 1,938,956        | 18,719           | (1,920,237)        | ●   | -                | 18,719             |
| Real Property Tax - Prior Year          | 90,000            | 90,000            | 22,500           | 135,403          | 112,903            | ●   | 77,260           | 58,143             |
| Public Utility Tax                      | 56,127            | 56,127            | 14,032           | 57,795           | 43,763             | ●   | 46,337           | 11,458             |
| Personal Property Tax                   | 415,371           | 415,371           | 103,843          | 530              | (103,313)          | ●   | -                | 530                |
| Personal Property Tax - Prior Year      | 1,000             | 1,000             | 250              | (5,629)          | (5,879)            | ●   | (10,110)         | 4,481              |
| Motor Vehicle                           | 131,669           | 131,669           | 32,917           | 17,122           | (15,795)           | ●   | 24,676           | (7,554)            |
| MV Title Ad Valorem Tax                 | 100,000           | 100,000           | 25,000           | -                | (25,000)           | ●   | 20,129           | (20,129)           |
| Intangibles (Reg & Recording)           | 90,000            | 90,000            | 22,500           | 35,944           | 13,444             | ●   | 16,717           | 19,227             |
| Real Estate Transfer Tax                | 36,000            | 36,000            | 9,000            | 10,064           | 1,064              | ●   | 7,520            | 2,544              |
| Franchise Fees                          | 3,200,000         | 3,200,000         | 800,000          | 545,760          | (254,240)          | ●   | 2,535,797        | (1,990,036)        |
| Alcoholic Beverage Excise Tax           | 825,000           | 825,000           | 206,250          | 318,193          | 111,943            | ●   | 249,505          | 68,688             |
| Energy Excise Tax                       | 40,000            | 40,000            | 10,000           | 39,109           | 29,109             | ●   | 13,174           | 25,935             |
| MVR Excise Tax                          | 50,000            | 50,000            | 12,500           | 13,539           | 1,039              | ●   | 10,695           | 2,844              |
| Business & Occupation Tax               | 2,100,000         | 2,100,000         | 525,000          | 669,016          | 144,016            | ●   | 827,048          | (158,032)          |
| Insurance Premiums Tax                  | 2,800,000         | 2,800,000         | 700,000          | 16,150           | (683,850)          | ●   | 200              | 15,950             |
| Insurance License Fee                   | 15,000            | 15,000            | 3,750            | -                | (3,750)            | ●   | 15,300           | (15,300)           |
| Financial Institutions Tax              | 50,000            | 50,000            | 12,500           | -                | (12,500)           | ●   | 8,849            | (8,849)            |
| Pen & Int on Del Taxes-Business         | 8,000             | 8,000             | 2,000            | 1,671            | (329)              | ●   | 1,024            | 647                |
| <b>Total Taxes</b>                      | <b>17,763,990</b> | <b>17,763,990</b> | <b>4,440,998</b> | <b>1,873,385</b> | <b>(2,567,612)</b> | ●   | <b>3,844,120</b> | <b>(1,970,734)</b> |
| Alcohol License                         | 425,000           | 425,000           | 106,250          | 21,860           | (84,390)           | ●   | 11,884           | 9,977              |
| Bldg Structures & Equipment             | 1,800,000         | 1,800,000         | 450,000          | 1,063,958        | 613,958            | ●   | 1,064,842        | (884)              |
| Tree Bank                               | -                 | -                 | -                | -                | -                  | ●   | -                | -                  |
| <b>Total License and Permits</b>        | <b>2,225,000</b>  | <b>2,225,000</b>  | <b>556,250</b>   | <b>1,085,818</b> | <b>529,568</b>     | ●   | <b>1,076,726</b> | <b>9,092</b>       |
| Federal Grants                          | -                 | -                 | -                | 1,482            | 1,482              | ●   | 9,377            | (7,895)            |
| State Grants                            | -                 | -                 | -                | -                | -                  | ●   | -                | -                  |
| <b>Total Intergovernmental Revenues</b> | <b>-</b>          | <b>-</b>          | <b>-</b>         | <b>1,482</b>     | <b>1,482</b>       | ●   | <b>9,377</b>     | <b>(7,895)</b>     |
| Police Report Print Fee                 | -                 | -                 | -                | 3,068            | 3,068              | ●   | 59               | 3,009              |
| Election Qualifying Fees                | 2,500             | 2,500             | 625              | -                | (625)              | ●   | -                | -                  |
| Special Police Svcs                     | 230,000           | 230,000           | 57,500           | 27,899           | (29,601)           | ●   | 74,395           | (46,496)           |
| Fingerprinting Fee                      | 12,000            | 12,000            | 3,000            | 1,765            | (1,235)            | ●   | 3,829            | (2,064)            |
| Public Safety-Other                     | 10,000            | 10,000            | 2,500            | 3,750            | 1,250              | ●   | 3,150            | 600                |
| Legal Fee Reimbursement                 | 117,917           | 117,917           | 29,479           | 180              | (29,299)           | ●   | 35,375           | (35,195)           |
| Special Assessments                     | 50,000            | 50,000            | 12,500           | 999              | (11,501)           | ●   | 905              | 94                 |
| Rec Program Fees                        | 175,000           | 175,000           | 43,750           | 11,891           | (31,859)           | ●   | 21,297           | (9,406)            |
| Pavilion Rentals                        | 170,000           | 170,000           | 42,500           | 45,218           | 2,718              | ●   | 84,711           | (39,493)           |
| NSF Fees                                | 150               | 150               | 38               | 70               | 33                 | ●   | -                | 70                 |
| Other Fees Rebates                      | 750               | 750               | 188              | 106              | (82)               | ●   | 387              | (282)              |
| <b>Total Charges for Services</b>       | <b>768,317</b>    | <b>768,317</b>    | <b>192,079</b>   | <b>94,945</b>    | <b>(97,134)</b>    | ●   | <b>224,108</b>   | <b>(129,163)</b>   |
| Municipal Court Fines & Forfeitures     | 1,350,000         | 1,350,000         | 337,500          | 291,167          | (46,333)           | ●   | 290,732          | 435                |
| Forfeitures                             | -                 | -                 | -                | -                | -                  | ●   | -                | -                  |
| <b>Total Fines and Forfeitures</b>      | <b>1,350,000</b>  | <b>1,350,000</b>  | <b>337,500</b>   | <b>291,167</b>   | <b>(46,333)</b>    | ●   | <b>290,732</b>   | <b>435</b>         |
| Interest Revenue                        | 5,000             | 5,000             | 1,250            | 2,829            | 1,579              | ●   | 2,664            | 165                |
| <b>Total Investment Income</b>          | <b>5,000</b>      | <b>5,000</b>      | <b>1,250</b>     | <b>2,829</b>     | <b>1,579</b>       | ●   | <b>2,664</b>     | <b>165</b>         |
| Contr & Don From Priv Sources           | 75,000            | 75,000            | 18,750           | -                | (18,750)           | ●   | 5,560            | (5,560)            |
| Police - Explorer Donations             | -                 | -                 | -                | 24               | 24                 | ●   | 4,568            | (4,544)            |

City of Brookhaven, Georgia  
 Monthly Financial Report  
 General Fund  
 For The Third Month Ending March 31, 2017

|  | 2017               |                    |                  | YTD<br>Actual    | Variance<br>(\$\$\$) | Ind | 2016<br>PYTD<br>Actual | PYTD to<br>CYTD    |
|--|--------------------|--------------------|------------------|------------------|----------------------|-----|------------------------|--------------------|
|  | Original<br>Budget | Adjusted<br>Budget | YTD<br>Budget    |                  |                      |     |                        |                    |
| Police - Shop w/Badge                      | -                  | -                  | -                | (9,871)          | (9,871)              | ●   | 320                    | (10,191)           |
| Police - General Donations                 | -                  | -                  | -                | 600              | 600                  | ●   | -                      | 600                |
| Police - K9 Donations                      | -                  | -                  | -                | 40               | 40                   | ●   | -                      | 40                 |
| Police - Bike Fund                         | -                  | -                  | -                | -                | -                    | ●   | -                      | -                  |
| <b>Total Contributions &amp; Donations</b> | <b>75,000</b>      | <b>75,000</b>      | <b>18,750</b>    | <b>(9,207)</b>   | <b>(27,957)</b>      | ●   | <b>10,448</b>          | <b>(19,655)</b>    |
| Reimb for damaged property                 | 142,000            | 142,000            | 35,500           | 39,045           | 3,545                | ●   | 5,795                  | 33,250             |
| Miscellaneous Revenue                      | 134,561            | 134,561            | 33,640           | 15,228           | (18,412)             | ●   | 38,693                 | (23,465)           |
| Other Charges For Svcs                     | 5,000              | 5,000              | 1,250            | 1,675            | 425                  | ●   | 14                     | 1,661              |
| <b>Total Miscellaneous Revenue</b>         | <b>281,561</b>     | <b>281,561</b>     | <b>70,390</b>    | <b>55,948</b>    | <b>(14,442)</b>      | ●   | <b>44,502</b>          | <b>11,446</b>      |
| Transfer from Gen Fund (100)               | -                  | -                  | -                | -                | -                    | ●   | -                      | -                  |
| Transfer from Hotel (275)                  | 1,320,000          | 1,320,000          | 330,000          | -                | (330,000)            | ●   | 198,269                | (198,269)          |
| Capital Lease Proceeds                     | -                  | -                  | -                | -                | -                    | ●   | -                      | -                  |
| Fund Balance/Reserves                      | -                  | 550,043            | 137,511          | -                | (137,511)            | ●   | -                      | -                  |
| <b>Total Other Financing Sources</b>       | <b>1,320,000</b>   | <b>1,870,043</b>   | <b>467,511</b>   | <b>-</b>         | <b>(467,511)</b>     | ●   | <b>198,269</b>         | <b>(198,269)</b>   |
| <b>Total Revenues</b>                      | <b>23,788,868</b>  | <b>24,338,911</b>  | <b>6,084,728</b> | <b>3,396,369</b> | <b>(2,688,359)</b>   | ●   | <b>5,700,946</b>       | <b>(2,304,577)</b> |

**City of Brookhaven, Georgia**  
**Monthly Financial Report**  
**General Fund**  
**For The Third Month Ending March 31, 2017**

| General Fund Expenditures             | 2017               |                    |                  |                  | Variance<br>(\$\$\$) | Ind | 2016<br>PYTD<br>Actual | PYTD to<br>CYTD |
|---------------------------------------|--------------------|--------------------|------------------|------------------|----------------------|-----|------------------------|-----------------|
|                                       | Original<br>Budget | Adjusted<br>Budget | YTD<br>Budget    | YTD<br>Actual    |                      |     |                        |                 |
| Personal Services & Employee Benefits | 11,682,527         | 11,682,527         | 2,920,632        | 3,032,513        | (111,881)            | ●   | 2,916,935              | 115,578         |
| Purchased/Contracted Services         | 8,002,002          | 8,491,417          | 2,122,854        | 1,625,654        | 497,200              | ●   | 1,791,764              | (166,110)       |
| Supplies                              | 1,290,400          | 1,290,400          | 322,600          | 211,221          | 111,379              | ●   | 196,166                | 15,055          |
| Capital Outlay                        | 122,000            | 182,628            | 45,657           | 98,171           | (52,514)             | ●   | 19,906                 | 78,265          |
| Interfund/Interdept'l Charges         | 59,421             | 59,421             | 14,855           | (3,462)          | 18,317               | ●   | (3,251)                | (210)           |
| Other Costs                           | 1,604,279          | 1,604,279          | 401,070          | -                | 401,070              | ●   | -                      | -               |
| Debt Service                          | -                  | -                  | -                | -                | -                    | ●   | 39,500                 | (39,500)        |
| Other Financing Uses                  | 1,028,239          | 1,028,239          | 257,060          | 331,587          | (74,527)             | ●   | 340,768                | (9,182)         |
| <b>Total Expenditures</b>             | <b>23,788,868</b>  | <b>24,338,911</b>  | <b>6,084,728</b> | <b>5,295,684</b> | <b>789,044</b>       | ●   | <b>5,301,788</b>       | <b>(6,103)</b>  |



**City of Brookhaven, Georgia**  
**Monthly Financial Report**  
**General Fund**  
**For The Third Month Ending March 31, 2017**

| General Fund Expenditures                     | 2017              |                   |                  | YTD Actual       | Variance (\$\$\$) | Ind | 2016 PYTD Actual | PYTD to CYTD     |
|---|-------------------|-------------------|------------------|------------------|-------------------|-----|------------------|------------------|
|   | Original Budget   | Adjusted Budget   | YTD Budget       |                  |                   |     |                  |                  |
| Regular Salaries                              | 7,596,685         | 7,596,685         | 1,899,171        | 1,636,921        | 262,250           | ●   | 1,775,318        | (138,397)        |
| Part-time/Seasonal Salaries                   | 568,275           | 568,275           | 142,069          | 85,063           | 57,006            | ●   | -                | 85,063           |
| Salary Allowances                             | 156,000           | 156,000           | 39,000           | 39,300           | (300)             | ●   | -                | 39,300           |
| Overtime Salaries                             | 273,671           | 273,671           | 68,418           | 64,162           | 4,256             | ●   | 45,865           | 18,296           |
| Group Insurance                               | 1,238,996         | 1,238,996         | 309,749          | 536,877          | (227,128)         | ●   | 460,530          | 76,347           |
| Social Security                               | 29,117            | 29,117            | 7,279            | 5,289            | 1,990             | ●   | 5,874            | (585)            |
| Medicare                                      | 162,166           | 162,166           | 40,542           | 25,097           | 15,444            | ●   | 22,850           | 2,247            |
| Retirement                                    | 1,263,127         | 1,263,127         | 315,782          | 265,463          | 50,318            | ●   | 295,451          | (29,988)         |
| Tuition Reimbursement                         | 10,000            | 10,000            | 2,500            | -                | 2,500             | ●   | 2,276            | (2,276)          |
| Employee Unemployment Tax                     | -                 | -                 | -                | -                | -                 | ●   | -                | -                |
| Workers' Compensation                         | 366,490           | 366,490           | 91,623           | 371,561          | (279,939)         | ●   | 306,202          | 65,359           |
| Other Employment Benefits                     | 18,000            | 18,000            | 4,500            | 2,780            | 1,720             | ●   | 2,569            | 211              |
| <b>Total Personal Svcs &amp; Employee Ben</b> | <b>11,682,527</b> | <b>11,682,527</b> | <b>2,920,632</b> | <b>3,032,513</b> | <b>(111,881)</b>  | ●   | <b>2,916,935</b> | <b>115,578</b>   |
| Official/Admin Svcs                           | 35,000            | 35,000            | 8,750            | 674              | 8,076             | ●   | 1,702            | (1,028)          |
| Prof Svcs                                     | 1,491,200         | 1,815,305         | 453,826          | 381,642          | 72,184            | ●   | 352,808          | 28,834           |
| Prof Svcs-Legal                               | 579,750           | 579,750           | 144,938          | 115,303          | 29,635            | ●   | 111,914          | 3,389            |
| Prof Svcs-Marketing                           | 5,000             | 5,000             | 1,250            | -                | 1,250             | ●   | -                | -                |
| Prof Svcs:Election Expense                    | 50,000            | 50,000            | 12,500           | -                | 12,500            | ●   | -                | -                |
| Technical Svcs                                | 653,175           | 818,485           | 204,621          | 121,188          | 83,434            | ●   | 198,575          | (77,388)         |
| Sanitation/Garbage                            | -                 | -                 | -                | -                | -                 | ●   | -                | -                |
| Custodial Services                            | 85,930            | 85,930            | 21,483           | 19,495           | 1,988             | ●   | 20,178           | (683)            |
| Repairs & Maintenance                         | 464,500           | 464,500           | 116,125          | 55,354           | 60,771            | ●   | 213,114          | (157,759)        |
| Storm Damage Removal                          | 75,000            | 75,000            | 18,750           | 9,410            | 9,340             | ●   | 9,904            | (494)            |
| Repair & Maintenance                          | 525,000           | 525,000           | 131,250          | 75,010           | 56,240            | ●   | 65,492           | 9,518            |
| Traffic Signal                                | 140,000           | 140,000           | 35,000           | 12,700           | 22,300            | ●   | 44,703           | (32,003)         |
| ROW Maint                                     | 25,000            | 25,000            | 6,250            | 22,885           | (16,635)          | ●   | 19,705           | 3,180            |
| Repairs and Maintenance - Equipment           | -                 | -                 | -                | -                | -                 | ●   | -                | -                |
| Repairs and Maintenance - Vehicles            | 229,500           | 229,500           | 57,375           | 38,113           | 19,262            | ●   | 41,964           | (3,852)          |
| Rentals                                       | 579,883           | 579,883           | 144,971          | 131,139          | 13,831            | ●   | 118,968          | 12,171           |
| Rentals - Equipment                           | 26,300            | 26,300            | 6,575            | 11,279           | (4,704)           | ●   | 7,293            | 3,986            |
| Equipment Rental                              | 20,000            | 20,000            | 5,000            | 2,634            | 2,366             | ●   | -                | 2,634            |
| Insurance--                                   | 461,857           | 461,857           | 115,464          | 119,613          | (4,149)           | ●   | 84,310           | 35,303           |
| Communications                                | 75,000            | 75,000            | 18,750           | 101              | 18,649            | ●   | 26,525           | (26,424)         |
| Postage/Shipping                              | 19,650            | 19,650            | 4,913            | 6,457            | (1,544)           | ●   | 7,986            | (1,530)          |
| Advertising--                                 | 80,750            | 80,750            | 20,188           | 10,102           | 10,086            | ●   | 5,509            | 4,593            |
| Printing & Binding                            | 62,650            | 62,650            | 15,663           | 5,665            | 9,997             | ●   | 7,770            | (2,105)          |
| Travel--                                      | 73,600            | 73,600            | 18,400           | 7,518            | 10,882            | ●   | 5,414            | 2,104            |
| Dues & Fees                                   | 43,590            | 43,590            | 10,898           | 44,703           | (33,806)          | ●   | 15,283           | 29,420           |
| Education & Training                          | 89,347            | 89,347            | 22,337           | 14,403           | 7,934             | ●   | 9,088            | 5,315            |
| Meeting Expenditures                          | 23,700            | 23,700            | 5,925            | 2,602            | 3,323             | ●   | 3,602            | (1,000)          |
| Software licenses                             | 42,485            | 42,485            | 10,621           | 600              | 10,021            | ●   | 45,326           | (44,726)         |
| Contract Labor                                | 1,910,160         | 1,910,160         | 477,540          | 410,767          | 66,773            | ●   | 350,028          | 60,739           |
| Other Purchased Svcs-Other                    | 47,000            | 47,000            | 11,750           | -                | 11,750            | ●   | 600              | (600)            |
| Credit Card Fees                              | 37,000            | 37,000            | 9,250            | 3,669            | 5,581             | ●   | 8,617            | (4,948)          |
| Bank Fees                                     | 12,000            | 12,000            | 3,000            | 1,836            | 1,164             | ●   | 1,289            | 548              |
| Other Expenditures                            | 37,975            | 37,975            | 9,494            | 793              | 8,701             | ●   | 14,097           | (13,304)         |
| <b>Total Purchased/Contracted Services</b>    | <b>8,002,002</b>  | <b>8,491,417</b>  | <b>2,122,854</b> | <b>1,625,654</b> | <b>497,200</b>    | ●   | <b>1,791,764</b> | <b>(166,110)</b> |



**City of Brookhaven, Georgia**  
**Monthly Financial Report**  
**General Fund**  
**For The Third Month Ending March 31, 2017**

| General Fund Expenditures                  | 2017              |                   |                  | YTD Actual       | Variance (\$\$\$) | Ind | 2016 PYTD Actual | PYTD to CYTD   |
|--|-------------------|-------------------|------------------|------------------|-------------------|-----|------------------|----------------|
|  | Original Budget   | Adjusted Budget   | YTD Budget       |                  |                   |     |                  |                |
| Supplies--                                 | 379,098           | 379,098           | 94,775           | 92,827           | 1,947             | ●   | 73,867           | 18,960         |
| Uniforms                                   | 86,312            | 86,312            | 21,578           | 8,838            | 12,740            | ●   | 13,041           | (4,203)        |
| Water/Sewage                               | 127,700           | 127,700           | 31,925           | 22,304           | 9,621             | ●   | 8,998            | 13,306         |
| Natural Gas                                | 12,500            | 12,500            | 3,125            | 3,472            | (347)             | ●   | 3,416            | 57             |
| Electricity                                | 214,800           | 214,800           | 53,700           | 20,581           | 33,119            | ●   | 24,306           | (3,725)        |
| Gasoline                                   | 180,250           | 180,250           | 45,063           | 18,440           | 26,622            | ●   | 41,017           | (22,576)       |
| Books & Periodicals                        | 3,800             | 3,800             | 950              | 125              | 825               | ●   | 1,305            | (1,180)        |
| Telecommunications                         | 175,000           | 175,000           | 43,750           | 26,635           | 17,115            | ●   | 17,725           | 8,910          |
| Small Equipment                            | 110,940           | 110,940           | 27,735           | 17,998           | 9,737             | ●   | 12,491           | 5,507          |
| <b>Total Supplies</b>                      | <b>1,290,400</b>  | <b>1,290,400</b>  | <b>322,600</b>   | <b>211,221</b>   | <b>111,379</b>    | ●   | <b>196,166</b>   | <b>15,055</b>  |
| Sites                                      | -                 | -                 | -                | -                | -                 | ●   | -                | -              |
| Site Improvements                          | 25,000            | 25,000            | 6,250            | 25,374           | (19,124)          | ●   | 9,906            | 15,468         |
| Building and Building Improvem             | -                 | -                 | -                | -                | -                 | ●   | -                | -              |
| Infrastructure                             | -                 | -                 | -                | -                | -                 | ●   | -                | -              |
| Machinery & Equipment                      | -                 | -                 | -                | -                | -                 | ●   | -                | -              |
| Machinery and Equipment                    | 5,000             | 65,628            | 16,407           | 62,361           | (45,954)          | ●   | -                | 62,361         |
| Vehicles                                   | -                 | -                 | -                | 113              | (113)             | ●   | 10,000           | (9,887)        |
| Furniture and Fixtures                     | 5,000             | 5,000             | 1,250            | -                | 1,250             | ●   | -                | -              |
| Computers                                  | 87,000            | 87,000            | 21,750           | 10,323           | 11,427            | ●   | -                | 10,323         |
| Intangibles Software                       | -                 | -                 | -                | -                | -                 | ●   | -                | -              |
| Intangible Software >\$5,000               | -                 | -                 | -                | -                | -                 | ●   | -                | -              |
| <b>Total Capital Outlay</b>                | <b>122,000</b>    | <b>182,628</b>    | <b>45,657</b>    | <b>98,171</b>    | <b>(52,514)</b>   | ●   | <b>19,906</b>    | <b>78,265</b>  |
| Indirect Cost Allocation                   | 59,421            | 59,421            | 14,855           | (3,462)          | 18,317            | ●   | (3,251)          | (210)          |
| <b>Total Interfund/Interdept'l Charges</b> | <b>59,421</b>     | <b>59,421</b>     | <b>14,855</b>    | <b>(3,462)</b>   | <b>18,317</b>     | ●   | <b>(3,251)</b>   | <b>(210)</b>   |
| Intergovernmental Expenditures             | -                 | -                 | -                | -                | -                 | ●   | -                | -              |
| Contingency                                | 250,000           | 250,000           | 62,500           | -                | 62,500            | ●   | -                | -              |
| Contingency-Compensation/Benef             | 933,953           | 933,953           | 233,488          | -                | 233,488           | ●   | -                | -              |
| Contingency - Future Use                   | 420,326           | 420,326           | 105,082          | -                | 105,082           | ●   | -                | -              |
| <b>Total Other Costs</b>                   | <b>1,604,279</b>  | <b>1,604,279</b>  | <b>401,070</b>   | <b>-</b>         | <b>401,070</b>    | ●   | <b>-</b>         | <b>-</b>       |
| Transfers Out-Capital                      | 250,000           | 250,000           | 62,500           | -                | 62,500            | ●   | -                | -              |
| Transfers to E911                          | 255,000           | 255,000           | 63,750           | -                | 63,750            | ●   | -                | -              |
| Transfer Out - Capital Project             | -                 | -                 | -                | -                | -                 | ●   | -                | -              |
| Transfer to Debt Service                   | 523,239           | 523,239           | 130,810          | 331,587          | (200,777)         | ●   | 340,768          | (9,182)        |
| Transfer Out - Veh Replacement             | -                 | -                 | -                | -                | -                 | ●   | -                | -              |
| <b>Total Other Financing Uses</b>          | <b>1,028,239</b>  | <b>1,028,239</b>  | <b>257,060</b>   | <b>331,587</b>   | <b>(74,527)</b>   | ●   | <b>340,768</b>   | <b>(9,182)</b> |
| <b>Total - General Fund</b>                | <b>23,788,868</b> | <b>24,338,911</b> | <b>6,084,728</b> | <b>5,295,684</b> | <b>789,044</b>    | ●   | <b>5,301,788</b> | <b>(6,103)</b> |

**City of Brookhaven, Georgia**  
**Monthly Financial Report (Cash Balances and Activities)**  
**For The Third Month Ending March 31, 2017**

| <b><u>Confiscated Funds (#0210)</u></b>                   |                   |                    | <i>Cash Balance</i> | \$ 338,254     |
|---|-------------------|--------------------|---------------------|----------------|
|   | 2017<br>Budget    | 2017<br>Actual     | Variance            | % of<br>Budget |
| <b>Fund Balance Jan 1 (unaudited)</b>                     | \$ 194,164        | \$ 194,164         |                     |                |
| Revenues  | 64,900            | 0                  | (64,900)            | -100.0%        |
| Expenditures  | 64,900            | 37,115             | 27,785              | 42.8%          |
| Net Change in Fund Balance                                | -                 | (37,115)           | (37,115)            | n/a            |
| <b>Available Fund Balance</b>                             | <u>\$ 194,164</u> | <u>\$ 157,050</u>  |                     |                |
| <b><u>Streetlighting Special Revenue Fund (#0214)</u></b> |                   |                    | <i>Cash Balance</i> | \$ 304,576     |
|   | 2017<br>Budget    | 2017<br>Actual     | Variance            | % of<br>Budget |
| <b>Fund Balance Jan 1 (unaudited)</b>                     | \$ 384,731        | \$ 384,731         |                     |                |
| Revenues  | 450,000           | 5,296              | (444,704)           | -98.8%         |
| Expenditures  | 450,000           | 76,415             | 373,585             | 83.0%          |
| Net Change in Fund Balance                                | -                 | (71,119)           | (71,119)            | n/a            |
| <b>Available Fund Balance</b>                             | <u>\$ 384,731</u> | <u>\$ 313,613</u>  |                     |                |
| <b><u>Enhanced 911 Communications (#0215)</u></b>         |                   |                    | <i>Cash Balance</i> | \$ 551,467     |
|   | 2017<br>Budget    | 2017<br>Actual     | Variance            | % of<br>Budget |
| <b>Fund Balance Jan 1 (unaudited)</b>                     | \$ 220,986        | \$ 220,986         |                     |                |
| Revenues  | 1,075,000         | 219,227            | (855,773)           | -79.6%         |
| Expenditures  | 1,075,000         | 89,583             | 985,417             | 91.7%          |
| Net Change in Fund Balance                                | -                 | 129,644            | 129,644             | n/a            |
| <b>Available Fund Balance</b>                             | <u>\$ 220,986</u> | <u>\$ 350,630</u>  |                     |                |
| <b><u>Grants Fund (#0250)</u></b>                         |                   |                    | <i>Cash Balance</i> | \$ (14,307)    |
|   | 2017<br>Budget    | 2017<br>Actual     | Variance            | % of<br>Budget |
| <b>Fund Balance Jan 1 (unaudited)</b>                     | \$ -              | \$ -               |                     |                |
| Revenues  | -                 | -                  | -                   | n/a            |
| Expenditures  | -                 | 14,307             | (14,307)            | n/a            |
| Net Change in Fund Balance                                | -                 | (14,307)           | (14,307)            | n/a            |
| <b>Available Fund Balance</b>                             | <u>\$ -</u>       | <u>\$ (14,307)</u> |                     |                |

City of Brookhaven, Georgia  
 Monthly Financial Report (Cash Balances and Activities)  
 For The Third Month Ending March 31, 2017

| <b>Special Tax District #1 Special Revenue Fund (#270)</b> |                    |                     |                  | Cash Balance   | \$ 85,015     |
|--|--------------------|---------------------|------------------|----------------|---------------|
|  | 2017<br>Budget     | 2017<br>Actual      | Variance         | % of<br>Budget |               |
| <b>Fund Balance Jan 1</b> <i>(unaudited)</i>               | \$ (55,227)        | \$ (55,227)         |                  |                |               |
| Revenues   | 534,812            | 14,901              | (519,911)        |                | -97.2%        |
| Expenditures   | 534,812            | 87,654              | 447,158          |                | 83.6%         |
| Net Change in Fund Balance                                 | -                  | (72,752)            | (72,752)         |                | n/a           |
| <b>Available Fund Balance</b>                              | <u>\$ (55,227)</u> | <u>\$ (127,979)</u> |                  |                |               |
|  | 2017<br>Budget     | 2017<br>Actual      | Variance         | % of<br>Budget |               |
| Property Tax   | \$ 488,713         | \$ 2,520            | (486,193)        |                | -99.5%        |
| Payments in Lieu of Taxes                                  | 46,099             | 12,381              | (33,718)         |                | -73.1%        |
| <b>Total Revenues</b>                                      | <u>534,812</u>     | <u>14,901</u>       | <u>(519,911)</u> |                | <u>-97.2%</u> |
| Personal Services  | \$ 364,422         | \$ 84,192           | \$ 280,230       |                | 76.9%         |
| Other Operating Costs                                      | 229,811            | -                   | 229,811          |                | 100.0%        |
| Capital Outlay   | -                  | -                   | -                |                | n/a           |
| Allocation of Costs  | (59,421)           | 3,462               | (62,883)         |                | 105.8%        |
| <b>Total Expenditures</b>                                  | <u>534,812</u>     | <u>87,654</u>       | <u>447,158</u>   |                | <u>83.6%</u>  |

**City of Brookhaven, Georgia**  
**Monthly Financial Report (Cash Balances and Activities)**  
**For The Third Month Ending March 31, 2017**

| <b><u>Hotel Motel Special Revenue Funds (#275)</u></b> |                     |                     | <i>Cash Balance</i> | \$ 1,723,099   |
|--|---------------------|---------------------|---------------------|----------------|
|  | 2017<br>Budget      | 2017<br>Actual      | Variance            | % of<br>Budget |
| <b>Fund Balance Jan 1</b> <i>(unaudited)</i>           | \$ 1,660,476        | \$ 1,660,476        |                     |                |
| Revenues   | 2,200,000           | 367,184             | (1,832,816)         | -83.3%         |
| Expenditures   | 2,200,000           | 269,904             | 1,930,097           | 87.7%          |
| Net Change in Fund Balance                             | -                   | 97,281              | 97,281              | n/a            |
| <b>Available Fund Balance</b>                          | <u>\$ 1,660,476</u> | <u>\$ 1,757,757</u> |                     |                |
|  | 2017<br>Budget      | 2017<br>Actual      | Variance            | % of<br>Budget |
| Hotel Motel Taxes                                      | \$ 2,200,000        | \$ 367,184          | (1,832,816)         | -83.3%         |
| Other Revenues   | -                   | -                   | -                   | n/a            |
| <b>Total Revenues</b>                                  | <u>2,200,000</u>    | <u>367,184</u>      | <u>(1,832,816)</u>  | <u>-83.3%</u>  |
| Personal/Operating Costs                               | \$ -                | \$ 30,000           | \$ (30,000)         | n/a            |
| Brookhaven CVB   | 880,000             | \$ -                |                     |                |
| Payments to Other Agencies                             | -                   | \$ 239,904          |                     |                |
| Contingency  | -                   | -                   | -                   | n/a            |
| Transfer Out   | 1,320,000           | -                   | 1,320,000           | 100.0%         |
| <b>Total Expenditures</b>                              | <u>2,200,000</u>    | <u>269,904</u>      | <u>1,930,097</u>    | <u>87.7%</u>   |

**City of Brookhaven, Georgia**  
**Monthly Financial Report (Cash Balances and Activities)**  
**For The Third Month Ending March 31, 2017**

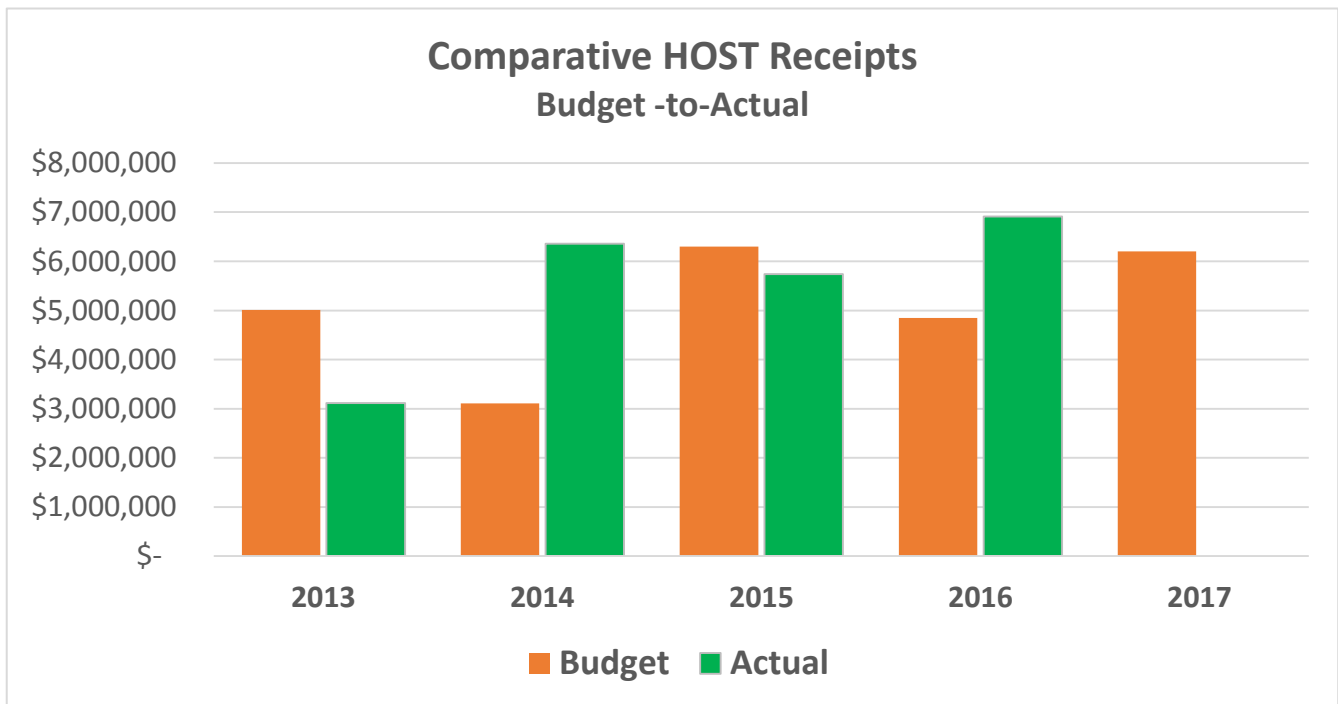
| <b>Homestead Option Sales Tax (HOST) Special Revenue Fund (#330)</b> |                     |                     | <i>Cash Balance</i> | \$9,401,834    |
|--|---------------------|---------------------|---------------------|----------------|
|  | 2017<br>Budget      | 2017<br>Actual      | Variance            | % of<br>Budget |
| <b>Fund Balance Jan 1</b> <i>(unaudited)</i>                         | <u>\$ 9,906,584</u> | <u>\$ 9,906,584</u> |                     |                |
| Revenues   | 6,200,000           | 438,629             | (5,761,371)         | -92.9%         |
| Expenditures   | 6,200,000           | 969,822             | 5,230,178           | 84.4%          |
| Net Change in Fund Balance   | <u>-</u>            | <u>(531,193)</u>    | (531,193)           | n/a            |
| <b>Available Fund Balance</b>  | <u>9,906,584</u>    | <u>9,375,391</u>    |                     |                |

| Revenues and Expenditures  | 2017<br>Budget   | 2017<br>Actual | Variance           | % of<br>Budget |
|----------------------------|------------------|----------------|--------------------|----------------|
| HOST Taxes                 | \$ 6,200,000     | \$ -           | (6,200,000)        | -100.0%        |
| Other Revenues             | <u>-</u>         | <u>438,629</u> | <u>438,629</u>     | <u>n/a</u>     |
| <b>Total Revenues</b>      | <u>6,200,000</u> | <u>438,629</u> | <u>(5,761,371)</u> | <u>-92.9%</u>  |
| Administrative Departments | \$ -             | -              | -                  | n/a            |
| Police                     | 559,770          | 108,981        | 450,789            | 80.5%          |
| Public Works               | 2,765,360        | 414,857        | 2,350,503          | 85.0%          |
| Parks & Recreation         | 2,874,870        | 445,983        | 2,428,887          | 84.5%          |
| Transfer Out               | <u>-</u>         | <u>-</u>       | <u>-</u>           | <u>n/a</u>     |
| <b>Total Expenditures</b>  | <u>6,200,000</u> | <u>969,822</u> | <u>5,230,178</u>   | <u>84.4%</u>   |

**City of Brookhaven, Georgia**  
**Monthly Financial Report (Cash Balances and Activities)**  
**For The Third Month Ending March 31, 2017**

| <b>HOST Revenues - tax years</b> | <b>Budgeted Receipts</b> | <b>Actual Receipts</b> | <b>Variance</b>    | <b>% of Budget</b> |
|----------------------------------|--------------------------|------------------------|--------------------|--------------------|
| 2013 - Aug 13 thru Jan 14        | \$ 5,010,000             | \$ 3,116,724           | (1,893,276)        | -37.8%             |
| 2014 - Aug 14 thru Jan 15        | 3,110,000                | 6,360,077              | 3,250,077          | 104.5%             |
| 2015 - Aug 15 thru Jan 16        | 6,300,000                | 5,738,369              | (561,631)          | -8.9%              |
| 2016 - Aug 16 thru Jan 17        | 4,850,000                | 6,911,336              | 2,061,336          | 42.5%              |
| 2017 - Aug 17 thru Jan 18        | 6,200,000                | -                      | (6,200,000)        | -100.0%            |
| <b>Total YTD HOST Receipts</b>   | <b>25,470,000</b>        | <b>22,126,506</b>      | <b>(3,343,494)</b> | <b>-13.1%</b>      |

*For comparative purposes, the \$5,738,369 received for 2015 HOST includes a payment of \$1,943,735.61 received in January 2016.*



| <b>HOST Expenditures - fiscal years</b> | <b>Budget</b>        | <b>Actual</b>       | <b>Variance</b>     | <b>% of Budget</b> |
|---|----------------------|---------------------|---------------------|--------------------|
| FY2013                                  | \$ 5,010,000         | \$ 917,693          | 4,092,307           | 81.7%              |
| FY2014                                  | 3,110,000            | 3,854,501           | (744,501)           | -23.9%             |
| FY2015                                  | 6,300,000            | 3,596,524           | 2,703,476           | 42.9%              |
| FY2016                                  | 4,850,000            | 969,822             | 3,880,178           | 80.0%              |
| FY2017                                  | 6,200,000            | 5,998,277           | 201,723             | 3.3%               |
| <b>Total YTD Expenditures</b>           | <b>\$ 19,270,000</b> | <b>\$ 9,338,540</b> | <b>\$ 9,931,460</b> | <b>51.5%</b>       |

**City of Brookhaven, Georgia**  
**Monthly Financial Report (Cash Balances and Activities)**  
**For The Third Month Ending March 31, 2017**

| <b>HOST Expenditures - Administration</b> | <b>Budget</b>       | <b>Actual</b>     | <b>Variance</b>     | <b>% of Budget</b> |
|---|---------------------|-------------------|---------------------|--------------------|
| FY2013                                    | \$ 3,110,000        | \$ 194,706        | 2,915,294           | 93.7%              |
| FY2014                                    | (590,000)           | 396,715           | (986,715)           | 167.2%             |
| FY2015                                    | -                   | -                 | -                   | n/a                |
| FY2016                                    | -                   | 23,119            | (23,119)            | n/a                |
| FY2017                                    | -                   | -                 | -                   | n/a                |
| <b>Total YTD Expenditures</b>             | <b>\$ 2,520,000</b> | <b>\$ 614,540</b> | <b>\$ 1,905,460</b> | <b>75.6%</b>       |

*Note: The \$3,110,000 budget for FY2013 was budgeted for "Future Projects"*

*Note: The -\$590,000 budget for FY2014 is net of using \$1.3 from future projects and addition of \$750,000 in additional projects (LCI Match - \$100,000 and \$650,000 in Tenant Improvements)*

| <b>HOST Expenditures - Police</b> | <b>Budget</b>     | <b>Actual</b>       | <b>Variance</b>       | <b>% of Budget</b> |
|-----------------------------------|-------------------|---------------------|-----------------------|--------------------|
| FY2013                            | \$ -              | \$ 673,337          | (673,337)             | n/a                |
| FY2014                            | -                 | 569,702             | (569,702)             | n/a                |
| FY2015                            | 115,000           | 318,469             | (203,469)             | -176.9%            |
| FY2016                            | 250,000           | 358,556             | (108,556)             | -43.4%             |
| FY2017                            | 559,770           | 108,981             | 450,789               | 80.5%              |
| <b>Total YTD Expenditures</b>     | <b>\$ 924,770</b> | <b>\$ 2,029,046</b> | <b>\$ (1,104,276)</b> | <b>-119.4%</b>     |

| <b>HOST Expenditures - Public Works</b> | <b>Budget</b>        | <b>Actual</b>       | <b>Variance</b>     | <b>% of Budget</b> |
|---|----------------------|---------------------|---------------------|--------------------|
| FY2013                                  | \$ 1,500,000         | \$ 49,650           | 1,450,350           | 96.7%              |
| FY2014                                  | 1,600,000            | 2,536,392           | (936,392)           | -58.5%             |
| FY2015                                  | 3,124,000            | 2,166,558           | 957,442             | 30.6%              |
| FY2016                                  | 2,000,000            | 2,223,418           | (223,418)           | -11.2%             |
| FY2017                                  | 2,874,870            | 414,857             | 2,460,013           | 85.6%              |
| <b>Total YTD Expenditures</b>           | <b>\$ 11,098,870</b> | <b>\$ 7,390,876</b> | <b>\$ 3,707,994</b> | <b>33.4%</b>       |

**City of Brookhaven, Georgia**  
**Monthly Financial Report (Cash Balances and Activities)**  
**For The Third Month Ending March 31, 2017**

| <b>HOST Expenditures - <i>Parks &amp; Rec</i></b> | <b>Budget</b>        | <b>Actual</b>       | <b>Variance</b>     | <b>% of Budget</b> |
|---|----------------------|---------------------|---------------------|--------------------|
| FY2013  | \$ 400,000           | \$ -                | 400,000             | 100.0%             |
| FY2014  | 2,100,000            | 351,691             | 1,748,309           | 83.3%              |
| FY2015  | 3,061,000            | 1,111,498           | 1,949,502           | 63.7%              |
| FY2016  | 2,600,000            | 1,363,183           | 1,236,817           | 47.6%              |
| FY2017  | <u>2,874,870</u>     | <u>445,983</u>      | <u>2,428,887</u>    | <u>84.5%</u>       |
| <b>Total YTD Expenditures</b>                     | <u>\$ 11,035,870</u> | <u>\$ 3,272,355</u> | <u>\$ 7,763,515</u> | <u>70.3%</u>       |



**City of Brookhaven, Georgia**  
**Monthly Financial Report (Cash Balances and Activities)**  
**For The Third Month Ending March 31, 2017**

| <b>Capital Projects Fund (#350)</b>          |                     |                     |             | <i>Cash Balance</i> | 2,030,000.00 |
|--|---------------------|---------------------|-------------|---------------------|--------------|
|  | 2017<br>Budget      | 2017<br>Actual      | Variance    | % of<br>Budget      |              |
| <b>Fund Balance Jan 1</b> <i>(unaudited)</i> | <u>\$ 2,030,000</u> | <u>\$ 2,030,000</u> |             |                     |              |
| Revenues                                     | 2,030,000           | -                   | (2,030,000) | -100.0%             |              |
| Expenditures                                 | 2,030,000           | -                   | 2,030,000   | 100.0%              |              |
| Net Change in Fund Balance                   | -                   | -                   | -           | n/a                 |              |
| <b>Available Fund Balance</b>                | <u>2,030,000</u>    | <u>2,030,000</u>    |             |                     |              |

| Revenues and Expenditures  | 2017<br>Budget   | 2017<br>Actual | Variance           | % of<br>Budget |  |
|----------------------------|------------------|----------------|--------------------|----------------|--|
| Capital Contributions      | \$ -             | \$ -           | -                  | n/a            |  |
| Other Revenues             | <u>2,030,000</u> | <u>-</u>       | <u>(2,030,000)</u> | <u>-100.0%</u> |  |
| <b>Total Revenues</b>      | <u>2,030,000</u> | <u>-</u>       | <u>(2,030,000)</u> | <u>-100.0%</u> |  |
| Administrative Departments | \$ -             | -              | -                  | n/a            |  |
| Police                     | -                | -              | -                  | n/a            |  |
| Public Works               | 1,060,000        | -              | 1,060,000          | 100.0%         |  |
| Parks & Recreation         | 970,000          | -              | 970,000            | 100.0%         |  |
| Transfer Out               | <u>-</u>         | <u>-</u>       | <u>-</u>           | <u>n/a</u>     |  |
| <b>Total Expenditures</b>  | <u>2,030,000</u> | <u>-</u>       | <u>2,030,000</u>   | <u>100.0%</u>  |  |

**City of Brookhaven, Georgia**  
**Monthly Financial Report (Cash Balances and Activities)**  
**For The Third Month Ending March 31, 2017**

| <b><u>Debt Service Fund (#401)</u></b>       |                |                | <i>Cash Balance</i> | \$ 40,035      |
|--|----------------|----------------|---------------------|----------------|
|  | 2017<br>Budget | 2017<br>Actual | Variance            | % of<br>Budget |
| <b>Fund Balance Jan 1</b> <i>(unaudited)</i> | \$ -           | \$ -           |                     |                |
| Revenues                                     | 523,239        | 331,587        | (191,652)           | -36.6%         |
| Expenditures                                 | 523,239        | 291,552        | 231,687             | 44.3%          |
| Net Change in Fund Balance                   | -              | 40,035         | 40,035              | n/a            |
| <b>Available Fund Balance</b>                | -              | 40,035         |                     |                |

| Revenues and Expenditures                | 2017<br>Budget | 2017<br>Actual | Variance  | % of<br>Budget |
|--|----------------|----------------|-----------|----------------|
| Transfers In                             | 523,239        | 331,587        | (191,652) | -36.6%         |
| Total Revenues                           | 523,239        | 331,587        | (191,652) | -36.6%         |
| Principal                                | 508,215        | 278,895        | 229,320   | 45.1%          |
| Interests                                | 15,024         | 12,657         | 2,367     | 15.8%          |
| Total Expenditures                       | 523,239        | 291,552        | 231,687   | 44.3%          |
| <b>Balance</b>                           |                |                |           |                |
| <u>Technology Equipment</u>              | 207,559        |                |           |                |
| <i>Jan -2013; Due Jan-2018</i>           |                |                |           |                |
| <i>Original \$1,000,000; 1.890%</i>      |                |                |           |                |
| <u>Motorola Radios</u>                   | 73,417         |                |           |                |
| <i>June-2013; Due July-2018</i>          |                |                |           |                |
| <i>Original \$172,973; 4.108%</i>        |                |                |           |                |
| <u>Police Cars (57)</u>                  | 74,054         |                |           |                |
| <i>Nov-2013; Due May 2017</i>            |                |                |           |                |
| <i>Original \$1,700,000; 3.0%</i>        |                |                |           |                |
| <u>Police Cars (3)</u>                   | 69,840         |                |           |                |
| <i>June-2015; Due July-2019</i>          |                |                |           |                |
| <i>Original \$116,256; Due July-2019</i> |                |                |           |                |
| Totals                                   | 424,869        |                |           |                |

City of Brookhaven, Georgia  
 Monthly Financial Report (Cash Balances and Activities)  
 For The Third Month Ending March 31, 2017

| <b>Stormwater Utility Fund (#506)</b>        |                  |                  | Cash Balance | \$ 155,604     |
|--|------------------|------------------|--------------|----------------|
|  | 2017<br>Budget   | 2017<br>Actual   | Variance     | % of<br>Budget |
| <b>Net Position Jan 1</b> <i>(unaudited)</i> | \$ 8,733,182     | \$ 8,733,182     |              |                |
| Revenues                                     | 2,156,532        | 15,112           | (2,141,420)  | -99.3%         |
| Expenditures                                 | 2,156,532        | 355,347          | 1,801,185    | 83.5%          |
| Net Change in Net Position                   | -                | (340,236)        | (340,236)    | n/a            |
| <b>Available Net Position</b>                | <u>8,733,182</u> | <u>8,392,946</u> |              |                |

| Revenues and Expenditures | 2017<br>Budget   | 2017<br>Actual | Variance           | % of<br>Budget |
|---------------------------|------------------|----------------|--------------------|----------------|
| Stormwater Fees           | \$ 1,775,000     | \$ 15,112      | (1,759,888)        | -99.1%         |
| Other Revenues            | 381,532          | -              | (381,532)          | -100.0%        |
| <b>Total Revenues</b>     | <u>2,156,532</u> | <u>15,112</u>  | <u>(2,141,420)</u> | <u>-99.3%</u>  |
| Operating Costs           | \$ 926,532       | 153,689        | 772,843            | 83.4%          |
| Capital Outlay            | 1,230,000        | 201,658        | 1,028,342          | 83.6%          |
| Debt Service              | -                | -              | -                  | n/a            |
| Transfer Out              | -                | -              | -                  | n/a            |
| <b>Total Expenditures</b> | <u>2,156,532</u> | <u>355,347</u> | <u>1,801,185</u>   | <u>83.5%</u>   |

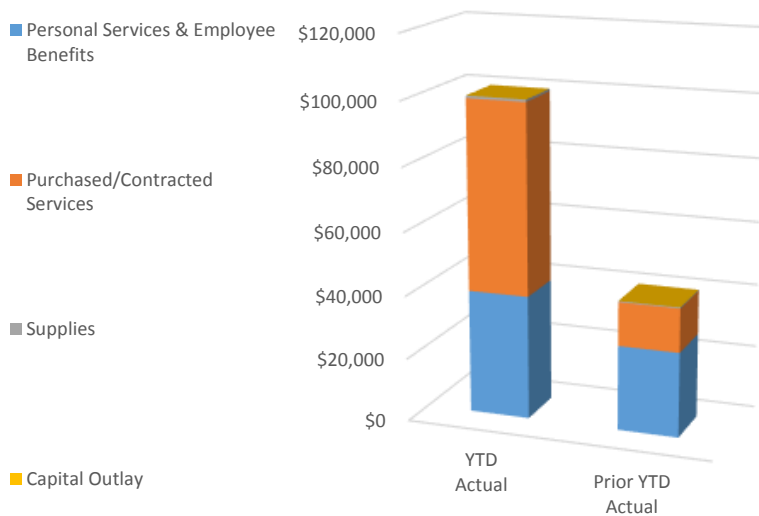
| <b>Vehicle Replacement Fund (#0601)</b>      |                   |                   | Cash Balance | \$ 858,301     |
|--|-------------------|-------------------|--------------|----------------|
|  | 2017<br>Budget    | 2017<br>Actual    | Variance     | % of<br>Budget |
| <b>Fund Balance Jan 1</b> <i>(unaudited)</i> | \$ 998,983        | \$ 998,983        |              |                |
| Revenues                                     | 651,832           | -                 | (651,832)    | -100.0%        |
| Expenditures                                 | 651,832           | 140,682           | 511,151      | 78.4%          |
| Net Change in Fund Balance                   | -                 | (140,682)         | (140,682)    | n/a            |
| <b>Available Fund Balance</b>                | <u>\$ 998,983</u> | <u>\$ 858,302</u> |              |                |

| Revenues and Expenditures | 2017<br>Budget | 2017<br>Actual | Variance       | % of<br>Budget |
|---------------------------|----------------|----------------|----------------|----------------|
| Transfers In              | -              | -              | -              | n/a            |
| Reserves                  | 651,832        | -              | (651,832)      | -100.0%        |
| <b>Total Revenues</b>     | <u>651,832</u> | <u>-</u>       | <u>-</u>       | <u>0.0%</u>    |
| Vehicle Replacement       | 651,832        | 140,682        | 511,151        | 78.4%          |
| Contingency               | -              | -              | -              | n/a            |
| <b>Total Expenditures</b> | <u>651,832</u> | <u>140,682</u> | <u>511,151</u> | <u>78.4%</u>   |

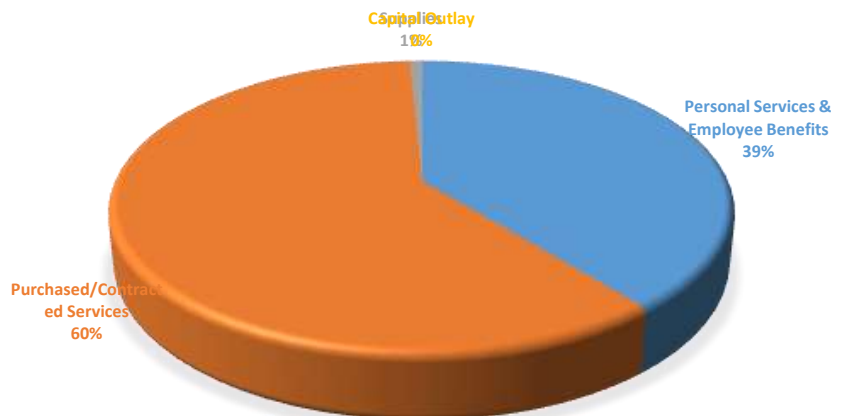
**City of Brookhaven, Georgia**  
**Monthly Financial Report**  
**Mayor & City Council**  
**For The Third Month Ending March 31, 2017**

|                                       | 2017            |                 | YTD Budget    | YTD Actual     | Variance (\$\$\$) | Ind      | 2016 PYTD Actual | PYTD to CYTD  |
|---------------------------------------|-----------------|-----------------|---------------|----------------|-------------------|----------|------------------|---------------|
|                                       | Original Budget | Adjusted Budget |               |                |                   |          |                  |               |
| Personal Services & Employee Benefits | 123,071         | 123,071         | 30,768        | 39,132         | (8,364)           | ●        | 26,808           | 12,325        |
| Purchased/Contracted Services         | 93,691          | 93,691          | 23,423        | 60,089         | (36,666)          | ●        | 13,752           | 46,337        |
| Supplies                              | 1,500           | 1,500           | 375           | 789            | (414)             | ●        | 370              | 419           |
| Capital Outlay                        | -               | -               | -             | -              | -                 | ●        | -                | -             |
| <b>Total Expenditures</b>             | <b>218,262</b>  | <b>218,262</b>  | <b>54,566</b> | <b>100,010</b> | <b>(45,445)</b>   | <b>●</b> | <b>40,930</b>    | <b>59,081</b> |

**Comparative Expenditures**



**EXPENDITURES**



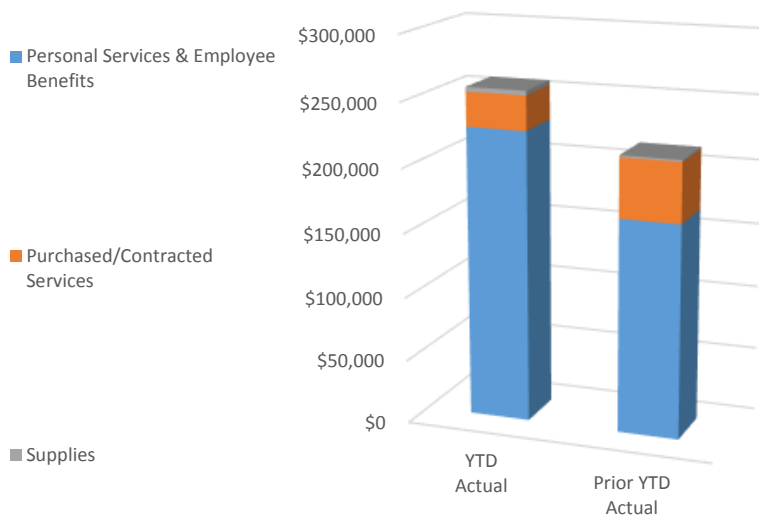
City of Brookhaven, Georgia  
 Monthly Financial Report  
 Mayor & City Council  
 For The Third Month Ending March 31, 2017

|   | 2017               |                    |               | YTD<br>Actual  | Variance<br>(\$\$\$) | Ind | 2016<br>PYTD<br>Actual | PYTD to<br>CYTD |
|---|--------------------|--------------------|---------------|----------------|----------------------|-----|------------------------|-----------------|
|   | Original<br>Budget | Adjusted<br>Budget | YTD<br>Budget |                |                      |     |                        |                 |
| Regular Salaries                                  | 64,000             | 64,000             | 16,000        | 15,633         | 367                  | ●   | 17,600                 | (1,967)         |
| Part-time/Seasonal Salaries                       | -                  | -                  | -             | -              | -                    | ●   | -                      | -               |
| Salary Allowances                                 | 4,800              | 4,800              | 1,200         | 1,200          | -                    | ●   | -                      | 1,200           |
| Group Insurance                                   | 44,000             | 44,000             | 11,000        | 21,487         | (10,487)             | ●   | 4,642                  | 16,846          |
| Social Security                                   | 4,266              | 4,266              | 1,067         | 658            | 408                  | ●   | 857                    | (198)           |
| Medicare  | 1,411              | 1,411              | 353           | 154            | 199                  | ●   | 200                    | (46)            |
| Workers' Compensation                             | 4,594              | 4,594              | 1,149         | -              | 1,149                | ●   | 3,509                  | (3,509)         |
| <b>Total Personal Svcs &amp; Employee Benefit</b> | <b>123,071</b>     | <b>123,071</b>     | <b>30,768</b> | <b>39,132</b>  | <b>(8,364)</b>       | ●   | <b>26,808</b>          | <b>12,325</b>   |
| Prof Svcs   | 10,000             | 10,000             | 2,500         | 7,500          | (5,000)              | ●   | -                      | 7,500           |
| Prof Svcs-Legal                                   | -                  | -                  | -             | -              | -                    | ●   | -                      | -               |
| Technical Svcs                                    | 500                | 500                | 125           | -              | 125                  | ●   | -                      | -               |
| Repairs & Maintenance                             | 250                | 250                | 63            | -              | 63                   | ●   | 634                    | (634)           |
| Insurance--                                       | 30,641             | 30,641             | 7,660         | 7,845          | (185)                | ●   | 937                    | 6,908           |
| Communications                                    | 200                | 200                | 50            | -              | 50                   | ●   | 38                     | (38)            |
| Postage/Shipping                                  | 100                | 100                | 25            | 122            | (97)                 | ●   | 1                      | 121             |
| Advertising--                                     | 250                | 250                | 63            | -              | 63                   | ●   | -                      | -               |
| Printing & Binding                                | 150                | 150                | 38            | -              | 38                   | ●   | 25                     | (25)            |
| Travel--  | 10,000             | 10,000             | 2,500         | 38             | 2,462                | ●   | 816                    | (778)           |
| Dues & Fees                                       | 11,600             | 11,600             | 2,900         | 39,886         | (36,986)             | ●   | 610                    | 39,276          |
| Education & Training                              | 10,000             | 10,000             | 2,500         | 4,630          | (2,130)              | ●   | 2,210                  | 2,420           |
| Meeting Expenditures                              | 3,000              | 3,000              | 750           | 67             | 683                  | ●   | 2,572                  | (2,504)         |
| Other Purchased Svcs-Other                        | 17,000             | 17,000             | 4,250         | -              | 4,250                | ●   | 600                    | (600)           |
| Other Expenditures                                | -                  | -                  | -             | -              | -                    | ●   | 5,310                  | (5,310)         |
| <b>Total Purchased/Contracted Services</b>        | <b>93,691</b>      | <b>93,691</b>      | <b>23,423</b> | <b>60,089</b>  | <b>(36,666)</b>      | ●   | <b>13,752</b>          | <b>46,337</b>   |
| Supplies  | 1,000              | 1,000              | 250           | 493            | (243)                | ●   | 370                    | 123             |
| Gasoline  | -                  | -                  | -             | 171            | (171)                | ●   | -                      | 171             |
| Books & Periodicals                               | 500                | 500                | 125           | 125            | -                    | ●   | -                      | 125             |
| Small Equipment                                   | -                  | -                  | -             | -              | -                    | ●   | -                      | -               |
| <b>Total Supplies</b>                             | <b>1,500</b>       | <b>1,500</b>       | <b>375</b>    | <b>789</b>     | <b>(414)</b>         | ●   | <b>370</b>             | <b>419</b>      |
| <b>DEPARTMENTAL/DIVISION TOTALS</b>               | <b>218,262</b>     | <b>218,262</b>     | <b>54,566</b> | <b>100,010</b> | <b>(45,445)</b>      | ●   | <b>40,930</b>          | <b>59,081</b>   |

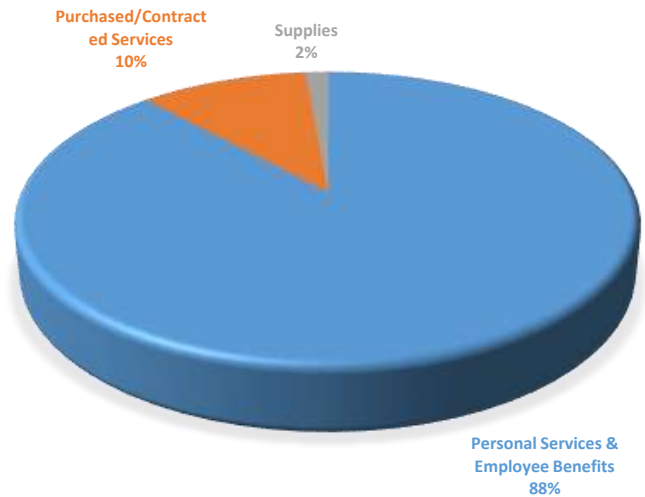
**City of Brookhaven, Georgia**  
**Monthly Financial Report**  
**City Manager**  
**For The Third Month Ending March 31, 2017**

|                                       | 2017             |                  |                | YTD Actual     | Variance (\$\$\$) | Ind | 2016 PYTD Actual | PYTD to CYTD  |
|---------------------------------------|------------------|------------------|----------------|----------------|-------------------|-----|------------------|---------------|
|                                       | Original Budget  | Adjusted Budget  | YTD Budget     |                |                   |     |                  |               |
| Personal Services & Employee Benefits | 1,097,895        | 1,097,895        | 274,474        | 227,174        | 47,300            | ●   | 166,620          | 60,554        |
| Purchased/Contracted Services         | 52,406           | 66,532           | 16,633         | 26,691         | (10,058)          | ●   | 46,316           | (19,625)      |
| Supplies                              | 3,000            | 3,000            | 750            | 3,630          | (2,880)           | ●   | 1,531            | 2,099         |
| <b>Total Expenditures</b>             | <b>1,153,301</b> | <b>1,167,427</b> | <b>291,857</b> | <b>257,494</b> | <b>34,363</b>     | ●   | <b>214,467</b>   | <b>43,027</b> |

**Comparative Expenditures**



**EXPENDITURES**



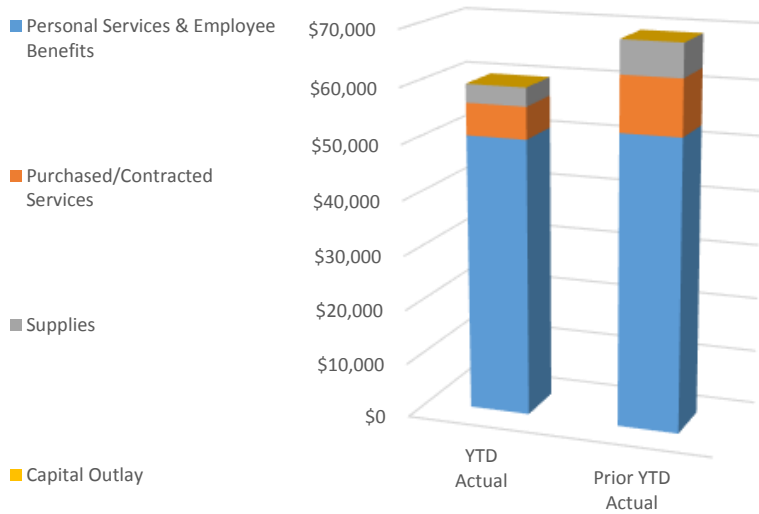
City of Brookhaven, Georgia  
 Monthly Financial Report  
 City Manager  
 For The Third Month Ending March 31, 2017

|   | 2017               |                    |                |                | Variance<br>(\$\$\$) | Ind      | 2016<br>PYTD<br>Actual | PYTD to<br>CYTD |
|---|--------------------|--------------------|----------------|----------------|----------------------|----------|------------------------|-----------------|
|   | Original<br>Budget | Adjusted<br>Budget | YTD<br>Budget  | YTD<br>Actual  |                      |          |                        |                 |
| Regular Salaries                                  | 768,147            | 768,147            | 192,037        | 153,667        | 38,370               | ●        | 56,855                 | 96,813          |
| Part-time/Seasonal Salaries                       | 40,560             | 40,560             | 10,140         | 4,906          | 5,235                | ●        | -                      | 4,906           |
| Salary Allowances                                 | 18,000             | 18,000             | 4,500          | 4,500          | -                    | ●        | -                      | 4,500           |
| Overtime Salaries                                 | -                  | -                  | -              | 1,702          | (1,702)              | ●        | -                      | 1,702           |
| Group Insurance                                   | 70,757             | 70,757             | 17,689         | 25,294         | (7,605)              | ●        | 26,697                 | (1,403)         |
| Social Security                                   | 2,516              | 2,516              | 629            | 207            | 422                  | ●        | -                      | 207             |
| Medicare  | 16,951             | 16,951             | 4,238          | 2,334          | 1,904                | ●        | 746                    | 1,588           |
| Retirement  | 180,964            | 180,964            | 45,241         | 31,899         | 13,342               | ●        | 64,142                 | (32,243)        |
| Workers' Compensation                             | -                  | -                  | -              | 2,665          | (2,665)              | ●        | 18,180                 | (15,515)        |
| <b>Total Personal Svcs &amp; Employee Benefit</b> | <b>1,097,895</b>   | <b>1,097,895</b>   | <b>274,474</b> | <b>227,174</b> | <b>47,300</b>        | <b>●</b> | <b>166,620</b>         | <b>60,554</b>   |
| Official/Admin Svcs                               | -                  | -                  | -              | -              | -                    | ●        | -                      | -               |
| Prof Svcs   | 10,000             | 24,126             | 6,032          | 20,857         | (14,825)             | ●        | 28,784                 | (7,927)         |
| Prof Svcs-Legal                                   | -                  | -                  | -              | -              | -                    | ●        | 6,575                  | (6,575)         |
| Prof Svcs-Marketing                               | 5,000              | 5,000              | 1,250          | -              | 1,250                | ●        | -                      | -               |
| Rentals - Equipment                               | -                  | -                  | -              | 680            | (680)                | ●        | 1,921                  | (1,242)         |
| Insurance--                                       | -                  | -                  | -              | 3,188          | (3,188)              | ●        | 7,877                  | (4,689)         |
| Postage/Shipping                                  | -                  | -                  | -              | 124            | (124)                | ●        | 2                      | 122             |
| Advertising--                                     | 1,000              | 1,000              | 250            | -              | 250                  | ●        | 446                    | (446)           |
| Printing & Binding                                | 4,000              | 4,000              | 1,000          | 78             | 922                  | ●        | 132                    | (54)            |
| Travel--  | 6,600              | 6,600              | 1,650          | 735            | 915                  | ●        | 53                     | 682             |
| Dues & Fees                                       | 4,889              | 4,889              | 1,222          | 150            | 1,072                | ●        | 144                    | 7               |
| Education & Training                              | 7,817              | 7,817              | 1,954          | 92             | 1,863                | ●        | 335                    | (243)           |
| Meeting Expenditures                              | 12,100             | 12,100             | 3,025          | 338            | 2,687                | ●        | -                      | 338             |
| Other Expenditures                                | 1,000              | 1,000              | 250            | -              | 250                  | ●        | -                      | -               |
| <b>Total Purchased/Contracted Services</b>        | <b>52,406</b>      | <b>66,532</b>      | <b>16,633</b>  | <b>26,691</b>  | <b>(10,058)</b>      | <b>●</b> | <b>46,316</b>          | <b>(19,625)</b> |
| Supplies  | 2,500              | 2,500              | 625            | 3,235          | (2,610)              | ●        | 1,531                  | 1,704           |
| Books & Periodicals                               | -                  | -                  | -              | -              | -                    | ●        | -                      | -               |
| Small Equipment                                   | 500                | 500                | 125            | -              | 125                  | ●        | -                      | -               |
| <b>Total Supplies</b>                             | <b>3,000</b>       | <b>3,000</b>       | <b>750</b>     | <b>3,630</b>   | <b>(2,880)</b>       | <b>●</b> | <b>1,531</b>           | <b>2,099</b>    |
| <b>DEPARTMENTAL/DIVISION TOTALS</b>               | <b>1,153,301</b>   | <b>1,167,427</b>   | <b>291,857</b> | <b>257,494</b> | <b>34,363</b>        | <b>●</b> | <b>214,467</b>         | <b>43,027</b>   |

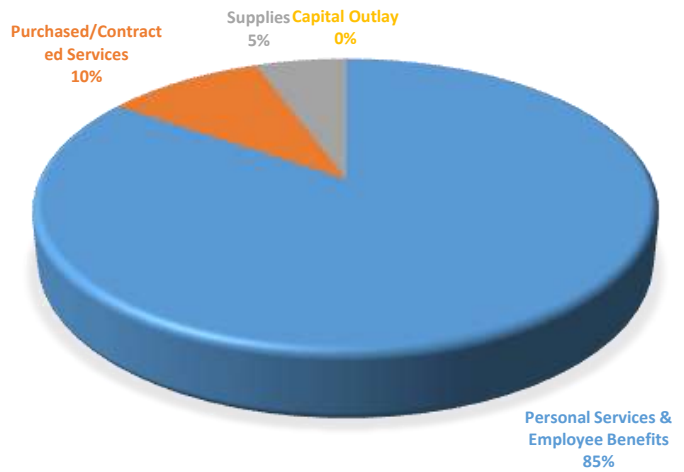
**City of Brookhaven, Georgia**  
**Monthly Financial Report**  
**City Clerk**  
**For The Third Month Ending March 31, 2017**

|                                       | 2017            |                 | YTD Budget    | YTD Actual    | Variance (\$\$\$) | Ind | 2016 PYTD Actual | PYTD to CYTD   |
|---------------------------------------|-----------------|-----------------|---------------|---------------|-------------------|-----|------------------|----------------|
|                                       | Original Budget | Adjusted Budget |               |               |                   |     |                  |                |
| Personal Services & Employee Benefits | 219,660         | 219,660         | 54,915        | 50,541        | 4,374             | ●   | 52,962           | (2,421)        |
| Purchased/Contracted Services         | 95,950          | 95,950          | 23,988        | 5,823         | 18,164            | ●   | 10,043           | (4,219)        |
| Supplies                              | 4,100           | 4,100           | 1,025         | 3,350         | (2,325)           | ●   | 6,020            | (2,669)        |
| Capital Outlay                        | -               | -               | -             | -             | -                 | ●   | -                | -              |
| <b>Total Expenditures</b>             | <b>319,710</b>  | <b>319,710</b>  | <b>79,928</b> | <b>59,714</b> | <b>20,213</b>     | ●   | <b>69,024</b>    | <b>(9,310)</b> |

**Comparative Expenditures**



**EXPENDITURES**





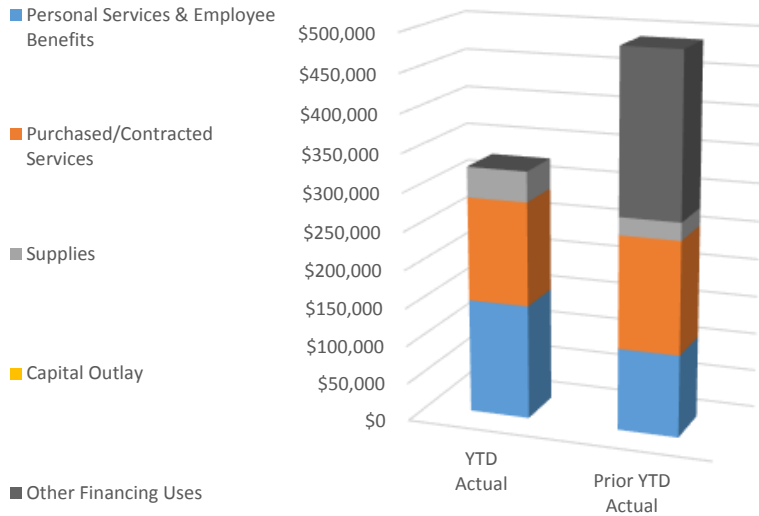
City of Brookhaven, Georgia  
 Monthly Financial Report  
 City Clerk  
 For The Third Month Ending March 31, 2017

|   | 2017            |                 |               | YTD Actual    | Variance (\$\$\$) | Ind      | 2016 PYTD Actual | PYTD to CYTD   |
|---|-----------------|-----------------|---------------|---------------|-------------------|----------|------------------|----------------|
|   | Original Budget | Adjusted Budget | YTD Budget    |               |                   |          |                  |                |
| Regular Salaries                                  | 141,855         | 141,855         | 35,464        | 33,425        | 2,039             | ●        | 31,628           | 1,797          |
| Part-time/Seasonal Salaries                       | -               | -               | -             | -             | -                 | ●        | -                | -              |
| Salary Allowances                                 | -               | -               | -             | -             | -                 | ●        | -                | -              |
| Overtime Salaries                                 | 6,000           | 6,000           | 1,500         | 1,053         | 447               | ●        | -                | 1,053          |
| Group Insurance                                   | 35,435          | 35,435          | 8,859         | 9,466         | (607)             | ●        | 9,343            | 122            |
| Medicare  | 2,909           | 2,909           | 727           | 482           | 245               | ●        | 443              | 39             |
| Retirement  | 22,981          | 22,981          | 5,745         | 5,585         | 160               | ●        | 5,124            | 462            |
| Workers' Compensation                             | 10,480          | 10,480          | 2,620         | 531           | 2,089             | ●        | 6,424            | (5,893)        |
| <b>Total Personal Svcs &amp; Employee Benefit</b> | <b>219,660</b>  | <b>219,660</b>  | <b>54,915</b> | <b>50,541</b> | <b>4,374</b>      | <b>●</b> | <b>52,962</b>    | <b>(2,421)</b> |
| Prof Svcs   | -               | -               | -             | -             | -                 | ●        | 6,523            | (6,523)        |
| Prof Svcs-Legal                                   | 7,000           | 7,000           | 1,750         | -             | 1,750             | ●        | -                | -              |
| Prof Svcs:Election Expense                        | 50,000          | 50,000          | 12,500        | -             | 12,500            | ●        | -                | -              |
| Technical Svcs                                    | 550             | 550             | 138           | -             | 138               | ●        | 450              | (450)          |
| Insurance--                                       | 6,750           | 6,750           | 1,688         | 1,594         | 94                | ●        | 2,137            | (543)          |
| Communications                                    | 1,200           | 1,200           | 300           | -             | 300               | ●        | 99               | (99)           |
| Postage/Shipping                                  | 250             | 250             | 63            | 13            | 49                | ●        | 4                | 9              |
| Advertising--                                     | 1,000           | 1,000           | 250           | 115           | 135               | ●        | -                | 115            |
| Printing & Binding                                | 15,000          | 15,000          | 3,750         | 700           | 3,050             | ●        | -                | 700            |
| Travel--  | 9,800           | 9,800           | 2,450         | 2,007         | 443               | ●        | 108              | 1,899          |
| Dues & Fees                                       | 550             | 550             | 138           | 275           | (138)             | ●        | 315              | (40)           |
| Education & Training                              | 3,600           | 3,600           | 900           | 1,120         | (220)             | ●        | 380              | 740            |
| Meeting Expenditures                              | 250             | 250             | 63            | -             | 63                | ●        | 26               | (26)           |
| Software licenses                                 | -               | -               | -             | -             | -                 | ●        | -                | -              |
| Other Expenditures                                | -               | -               | -             | -             | -                 | ●        | -                | -              |
| <b>Total Purchased/Contracted Services</b>        | <b>95,950</b>   | <b>95,950</b>   | <b>23,988</b> | <b>5,823</b>  | <b>18,164</b>     | <b>●</b> | <b>10,043</b>    | <b>(4,219)</b> |
| Supplies  | 3,600           | 3,600           | 900           | 3,350         | (2,450)           | ●        | 6,020            | (2,669)        |
| Uniforms  | 200             | 200             | 50            | -             | 50                | ●        | -                | -              |
| Books & Periodicals                               | 300             | 300             | 75            | -             | 75                | ●        | -                | -              |
| Small Equipment                                   | -               | -               | -             | -             | -                 | ●        | -                | -              |
| <b>Total Supplies</b>                             | <b>4,100</b>    | <b>4,100</b>    | <b>1,025</b>  | <b>3,350</b>  | <b>(2,325)</b>    | <b>●</b> | <b>6,020</b>     | <b>(2,669)</b> |
| Intangible Software >\$5,000                      | -               | -               | -             | -             | -                 | ●        | -                | -              |
| <b>Total Capital Outlay</b>                       | <b>-</b>        | <b>-</b>        | <b>-</b>      | <b>-</b>      | <b>-</b>          | <b>●</b> | <b>-</b>         | <b>-</b>       |
| <b>DEPARTMENTAL/DIVISION TOTALS</b>               | <b>319,710</b>  | <b>319,710</b>  | <b>79,928</b> | <b>59,714</b> | <b>20,213</b>     | <b>●</b> | <b>69,024</b>    | <b>(9,310)</b> |

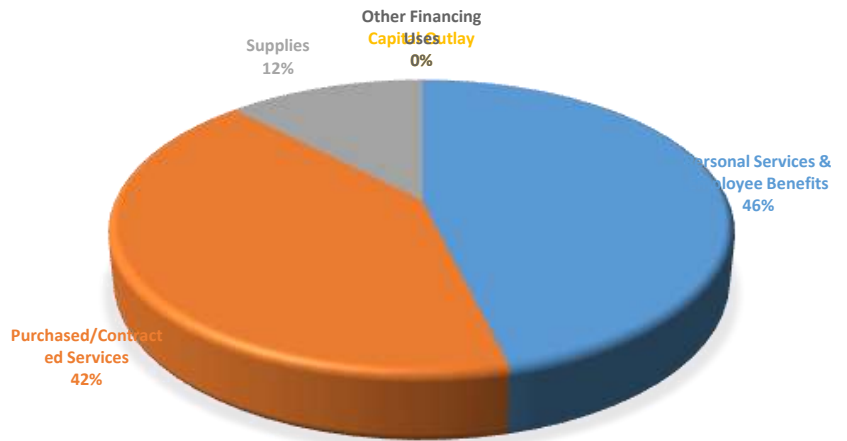
**City of Brookhaven, Georgia**  
**Monthly Financial Report**  
**Finance & Administration**  
**For The Third Month Ending March 31, 2017**

|                                       | 2017             |                  | YTD Budget     | YTD Actual     | Variance (\$\$\$) | Ind      | 2016 PYTD Actual | PYTD to CYTD     |
|---------------------------------------|------------------|------------------|----------------|----------------|-------------------|----------|------------------|------------------|
|                                       | Original Budget  | Adjusted Budget  |                |                |                   |          |                  |                  |
| Personal Services & Employee Benefits | 604,931          | 604,931          | 151,233        | 150,121        | 1,111             | ●        | 107,664          | 42,458           |
| Purchased/Contracted Services         | 835,980          | 835,980          | 208,995        | 135,386        | 73,609            | ●        | 146,668          | (11,282)         |
| Supplies                              | 139,750          | 139,750          | 34,938         | 39,487         | (4,549)           | ●        | 22,985           | 16,502           |
| Capital Outlay                        | -                | -                | -              | -              | -                 | ●        | -                | -                |
| Other Financing Uses                  | -                | -                | -              | -              | -                 | ●        | 211,482          | (211,482)        |
| <b>Total Expenditures</b>             | <b>1,580,661</b> | <b>1,580,661</b> | <b>395,165</b> | <b>324,994</b> | <b>70,171</b>     | <b>●</b> | <b>528,299</b>   | <b>(203,304)</b> |

**Comparative Expenditures**



**EXPENDITURES**



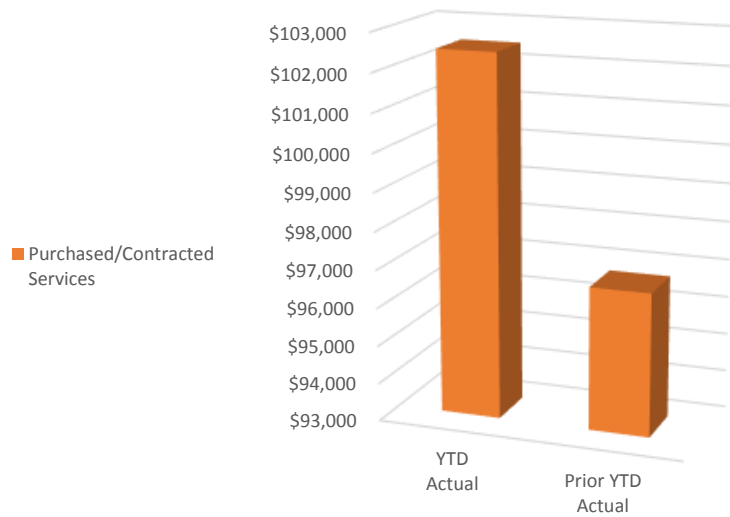
City of Brookhaven, Georgia  
Monthly Financial Report  
Finance & Administration  
For The Third Month Ending March 31, 2017

|   | 2017               |                    | YTD<br>Budget  | YTD<br>Actual  | Variance<br>(\$\$\$) | Ind      | 2016<br>PYTD<br>Actual | PYTD to<br>CYTD  |
|---|--------------------|--------------------|----------------|----------------|----------------------|----------|------------------------|------------------|
|   | Original<br>Budget | Adjusted<br>Budget |                |                |                      |          |                        |                  |
| Regular Salaries                                  | 367,396            | 367,396            | 91,849         | 99,908         | (8,059)              | ●        | 71,857                 | 28,051           |
| Part-time/Seasonal Salaries                       | 61,792             | 61,792             | 15,448         | 4,981          | 10,467               | ●        | -                      | 4,981            |
| Salary Allowances                                 | -                  | -                  | -              | 400            | (400)                | ●        | -                      | 400              |
| Overtime Salaries                                 | -                  | -                  | -              | 1,475          | (1,475)              | ●        | -                      | 1,475            |
| Group Insurance                                   | 93,555             | 93,555             | 23,389         | 29,552         | (6,163)              | ●        | 17,788                 | 11,764           |
| Social Security                                   | 3,832              | 3,832              | 958            | 309            | 649                  | ●        | 755                    | (446)            |
| Medicare  | 8,801              | 8,801              | 2,200          | 1,481          | 719                  | ●        | 998                    | 483              |
| Retirement  | 59,519             | 59,519             | 14,880         | 11,485         | 3,394                | ●        | 6,509                  | 4,977            |
| Workers' Compensation                             | 10,036             | 10,036             | 2,509          | 531            | 1,978                | ●        | 9,758                  | (9,227)          |
| <b>Total Personal Svcs &amp; Employee Benefit</b> | <b>604,931</b>     | <b>604,931</b>     | <b>151,233</b> | <b>150,121</b> | <b>1,111</b>         | <b>●</b> | <b>107,664</b>         | <b>42,458</b>    |
| Official/Admin Svcs                               | 35,000             | 35,000             | 8,750          | 674            | 8,076                | ●        | 1,702                  | (1,028)          |
| Prof Svcs   | 305,100            | 305,100            | 76,275         | 54,637         | 21,638               | ●        | 57,652                 | (3,015)          |
| Prof Svcs-Legal                                   | -                  | -                  | -              | -              | -                    | ●        | -                      | -                |
| Technical Svcs                                    | -                  | -                  | -              | -              | -                    | ●        | 13,566                 | (13,566)         |
| Custodial Services                                | 25,700             | 25,700             | 6,425          | 7,220          | (795)                | ●        | 5,370                  | 1,850            |
| Repairs & Maintenance                             | 45,000             | 45,000             | 11,250         | 13,799         | (2,549)              | ●        | 230                    | 13,569           |
| Rentals   | 312,500            | 312,500            | 78,125         | 53,682         | 24,443               | ●        | 51,250                 | 2,433            |
| Rentals - Equipment                               | 7,500              | 7,500              | 1,875          | 5,359          | (3,484)              | ●        | 2,467                  | 2,892            |
| Insurance--                                       | 8,630              | 8,630              | 2,158          | 2,037          | 121                  | ●        | 2,047                  | (10)             |
| Communications                                    | 8,600              | 8,600              | 2,150          | -              | 2,150                | ●        | 2,630                  | (2,630)          |
| Postage/Shipping                                  | 6,500              | 6,500              | 1,625          | 777            | 848                  | ●        | 6,767                  | (5,990)          |
| Advertising--                                     | 7,500              | 7,500              | 1,875          | -              | 1,875                | ●        | -                      | -                |
| Printing & Binding                                | 2,000              | 2,000              | 500            | 55             | 445                  | ●        | 23                     | 31               |
| Travel--  | 2,200              | 2,200              | 550            | -              | 550                  | ●        | -                      | -                |
| Dues & Fees                                       | 4,000              | 4,000              | 1,000          | 509            | 491                  | ●        | 317                    | 192              |
| Education & Training                              | 2,000              | 2,000              | 500            | -              | 500                  | ●        | -                      | -                |
| Meeting Expenditures                              | 250                | 250                | 63             | -              | 63                   | ●        | 246                    | (246)            |
| Contract Labor                                    | 40,000             | 40,000             | 10,000         | -              | 10,000               | ●        | -                      | -                |
| Credit Card Fees                                  | 11,500             | 11,500             | 2,875          | (5,198)        | 8,073                | ●        | 1,113                  | (6,312)          |
| Bank Fees   | 12,000             | 12,000             | 3,000          | 1,836          | 1,164                | ●        | 1,289                  | 548              |
| <b>Total Purchased/Contracted Services</b>        | <b>835,980</b>     | <b>835,980</b>     | <b>208,995</b> | <b>135,386</b> | <b>73,609</b>        | <b>●</b> | <b>146,668</b>         | <b>(11,282)</b>  |
| Supplies  | 56,500             | 56,500             | 14,125         | 24,904         | (10,779)             | ●        | 6,179                  | 18,725           |
| Water/Sewage                                      | 25,000             | 25,000             | 6,250          | 131            | 6,119                | ●        | 476                    | (344)            |
| Natural Gas                                       | 2,500              | 2,500              | 625            | 1,259          | (634)                | ●        | 469                    | 790              |
| Electricity                                       | 55,000             | 55,000             | 13,750         | 11,233         | 2,517                | ●        | 7,733                  | 3,500            |
| Gasoline  | 250                | 250                | 63             | -              | 63                   | ●        | -                      | -                |
| Books & Periodicals                               | 500                | 500                | 125            | -              | 125                  | ●        | -                      | -                |
| Small Equipment                                   | -                  | -                  | -              | 1,960          | (1,960)              | ●        | 8,129                  | (6,169)          |
| <b>Total Supplies</b>                             | <b>139,750</b>     | <b>139,750</b>     | <b>34,938</b>  | <b>39,487</b>  | <b>(4,549)</b>       | <b>●</b> | <b>22,985</b>          | <b>16,502</b>    |
| Transfer to Debt Service                          | -                  | -                  | -              | -              | -                    | ●        | 211,482                | (211,482)        |
| <b>Total Other Financing Uses</b>                 | <b>-</b>           | <b>-</b>           | <b>-</b>       | <b>-</b>       | <b>-</b>             | <b>●</b> | <b>211,482</b>         | <b>(211,482)</b> |
| <b>DEPARTMENTAL/DIVISION TOTALS</b>               | <b>1,580,661</b>   | <b>1,580,661</b>   | <b>395,165</b> | <b>324,994</b> | <b>70,171</b>        | <b>●</b> | <b>528,299</b>         | <b>(203,304)</b> |

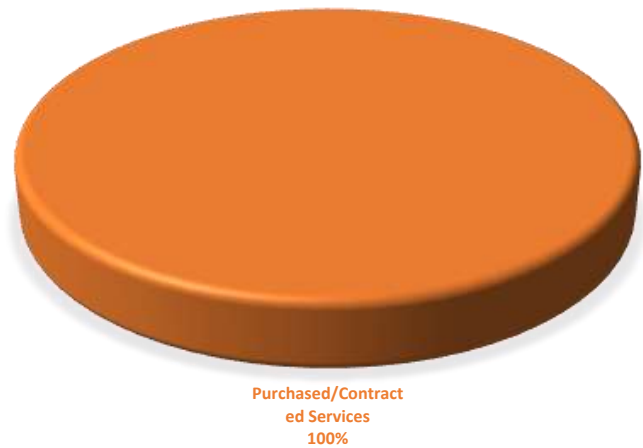
City of Brookhaven, Georgia  
 Monthly Financial Report  
 Law/Legal  
 For The Third Month Ending March 31, 2017

|                               | 2017            |                 |            | YTD Actual | Variance (\$\$\$) | Ind | 2016        |              |
|-------------------------------|-----------------|-----------------|------------|------------|-------------------|-----|-------------|--------------|
|                               | Original Budget | Adjusted Budget | YTD Budget |            |                   |     | PYTD Actual | PYTD to CYTD |
| Purchased/Contracted Services | 470,000         | 470,000         | 117,500    | 102,488    | 15,012            | ●   | 96,759      | 5,729        |
| Total Expenditures            | 470,000         | 470,000         | 117,500    | 102,488    | 15,012            | ●   | 96,759      | 5,729        |

Comparative Expenditures



EXPENDITURES



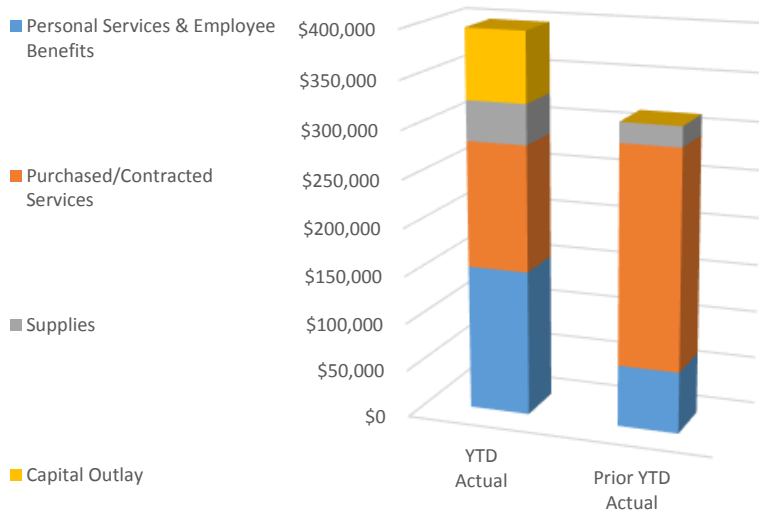
**City of Brookhaven, Georgia**  
**Monthly Financial Report**  
**Law/Legal**  
**For The Third Month Ending March 31, 2017**

|  | 2017               |                    |                | YTD<br>Actual  | Variance<br>(\$\$\$) | Ind | 2016<br>PYTD<br>Actual | PYTD to<br>CYTD |
|--|--------------------|--------------------|----------------|----------------|----------------------|-----|------------------------|-----------------|
|  | Original<br>Budget | Adjusted<br>Budget | YTD<br>Budget  |                |                      |     |                        |                 |
| Prof Svcs                                  | 20,000             | 20,000             | 5,000          | -              | 5,000                | ●   | -                      | -               |
| Prof Svcs-Legal                            | 450,000            | 450,000            | 112,500        | 102,481        | 10,019               | ●   | 87,972                 | 14,509          |
| Travel--                                   | -                  | -                  | -              | -              | -                    | ●   | -                      | -               |
| Dues & Fees                                | -                  | -                  | -              | -              | -                    | ●   | -                      | -               |
| Education & Training                       | -                  | -                  | -              | -              | -                    | ●   | -                      | -               |
| <b>Total Purchased/Contracted Services</b> | <u>470,000</u>     | <u>470,000</u>     | <u>117,500</u> | <u>102,488</u> | <u>15,012</u>        | ●   | <u>96,759</u>          | <u>5,729</u>    |
| <b>DEPARTMENTAL/DIVISION TOTALS</b>        | <u>470,000</u>     | <u>470,000</u>     | <u>117,500</u> | <u>102,488</u> | <u>15,012</u>        | ●   | <u>96,759</u>          | <u>5,729</u>    |

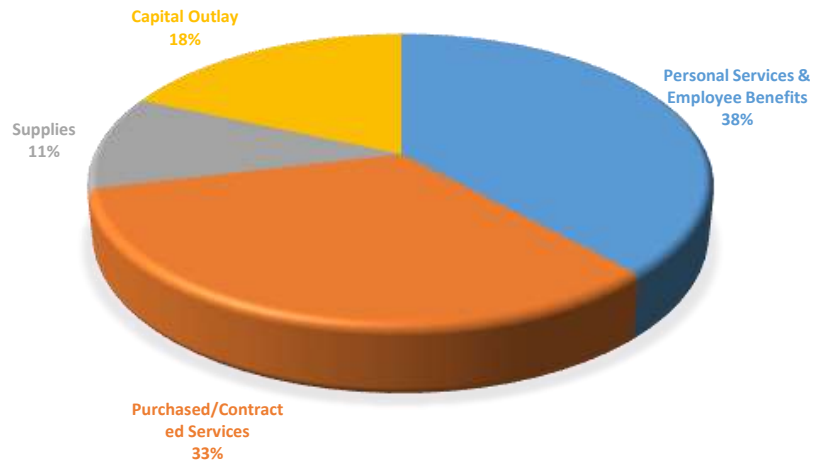
**City of Brookhaven, Georgia**  
**Monthly Financial Report**  
**Information Technology**  
**For The Third Month Ending March 31, 2017**

|                                       | 2017             |                  | YTD Budget     | YTD Actual     | Variance (\$\$\$) | Ind | 2016 PYTD Actual | PYTD to CYTD  |
|---------------------------------------|------------------|------------------|----------------|----------------|-------------------|-----|------------------|---------------|
|                                       | Original Budget  | Adjusted Budget  |                |                |                   |     |                  |               |
| Personal Services & Employee Benefits | 586,292          | 586,292          | 146,573        | 151,910        | (5,337)           | ●   | 64,315           | 87,595        |
| Purchased/Contracted Services         | 557,736          | 723,046          | 180,762        | 131,110        | 49,652            | ●   | 228,496          | (97,386)      |
| Supplies                              | 195,000          | 195,000          | 48,750         | 41,732         | 7,018             | ●   | 20,972           | 20,760        |
| Capital Outlay                        | 87,000           | 147,628          | 36,907         | 72,684         | (35,777)          | ●   | -                | 72,684        |
| <b>Total Expenditures</b>             | <b>1,426,028</b> | <b>1,651,966</b> | <b>412,992</b> | <b>397,435</b> | <b>15,556</b>     | ●   | <b>313,782</b>   | <b>83,653</b> |

**Comparative Expenditures**



**EXPENDITURES**



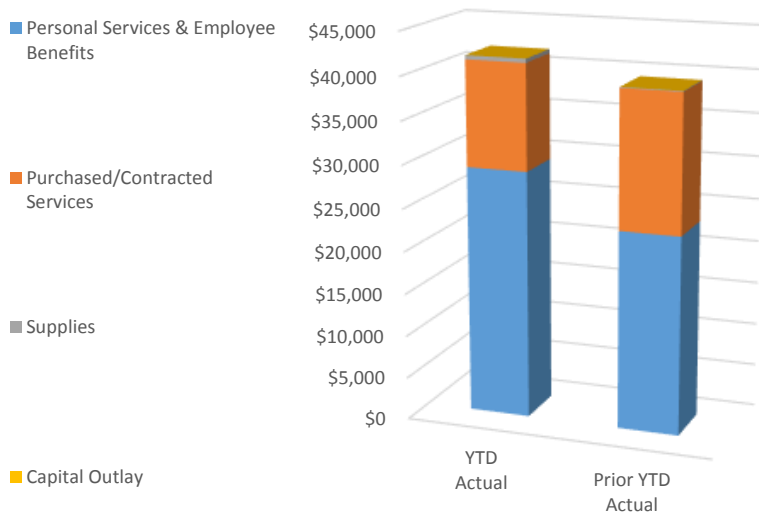
City of Brookhaven, Georgia  
Monthly Financial Report  
Information Technology  
For The Third Month Ending March 31, 2017

|   | 2017             |                  |                | YTD Actual     | Variance (\$\$\$) | Ind | 2016 PYTD Actual | PYTD to CYTD    |
|---|------------------|------------------|----------------|----------------|-------------------|-----|------------------|-----------------|
|   | Original Budget  | Adjusted Budget  | YTD Budget     |                |                   |     |                  |                 |
| Regular Salaries                                  | 447,700          | 447,700          | 111,925        | 105,898        | 6,027             | ●   | 42,876           | 63,023          |
| Part-time/Seasonal Salaries                       | -                | -                | -              | 582            | (582)             | ●   | -                | 582             |
| Salary Allowances                                 | 4,800            | 4,800            | 1,200          | -              | 1,200             | ●   | -                | -               |
| Overtime Salaries                                 | -                | -                | -              | 610            | (610)             | ●   | -                | 610             |
| Group Insurance                                   | 52,126           | 52,126           | 13,032         | 26,021         | (12,990)          | ●   | 8,938            | 17,083          |
| Social Security                                   | -                | -                | -              | 36             | (36)              | ●   | -                | 36              |
| Medicare  | 9,280            | 9,280            | 2,320          | 1,508          | 812               | ●   | 602              | 906             |
| Retirement  | 67,886           | 67,886           | 16,972         | 16,723         | 248               | ●   | 6,883            | 9,840           |
| Tuition Reimbursement                             | -                | -                | -              | -              | -                 | ●   | -                | -               |
| Workers' Compensation                             | 4,500            | 4,500            | 1,125          | 531            | 594               | ●   | 5,016            | (4,485)         |
| <b>Total Personal Svcs &amp; Employee Benefit</b> | <b>586,292</b>   | <b>586,292</b>   | <b>146,573</b> | <b>151,910</b> | <b>(5,337)</b>    | ●   | <b>64,315</b>    | <b>87,595</b>   |
| Prof Svcs   | 50,000           | 50,000           | 12,500         | 7,519          | 4,981             | ●   | 99,973           | (92,454)        |
| Prof Svcs-Legal                                   | -                | -                | -              | -              | -                 | ●   | -                | -               |
| Technical Svcs                                    | 477,115          | 642,425          | 160,606        | 119,019        | 41,588            | ●   | 96,029           | 22,990          |
| Repairs & Maintenance                             | 10,000           | 10,000           | 2,500          | 2,125          | 375               | ●   | 188              | 1,937           |
| Rentals   | -                | -                | -              | -              | -                 | ●   | 1,644            | (1,644)         |
| Rentals - Equipment                               | -                | -                | -              | -              | -                 | ●   | -                | -               |
| Equipment Rental                                  | -                | -                | -              | -              | -                 | ●   | -                | -               |
| Insurance--                                       | 8,711            | 8,711            | 2,178          | 2,055          | 123               | ●   | (1)              | 2,055           |
| Communications                                    | -                | -                | -              | -              | -                 | ●   | 9,370            | (9,370)         |
| Postage/Shipping                                  | -                | -                | -              | -              | -                 | ●   | 7                | (7)             |
| Printing & Binding                                | -                | -                | -              | -              | -                 | ●   | -                | -               |
| Travel--  | 2,500            | 2,500            | 625            | 392            | 233               | ●   | 540              | (148)           |
| Dues & Fees                                       | 500              | 500              | 125            | -              | 125               | ●   | -                | -               |
| Education & Training                              | 8,910            | 8,910            | 2,228          | -              | 2,228             | ●   | -                | -               |
| Meeting Expenditures                              | -                | -                | -              | -              | -                 | ●   | -                | -               |
| Software licenses                                 | -                | -                | -              | -              | -                 | ●   | 20,746           | (20,746)        |
| <b>Total Purchased/Contracted Services</b>        | <b>557,736</b>   | <b>723,046</b>   | <b>180,762</b> | <b>131,110</b> | <b>49,652</b>     | ●   | <b>228,496</b>   | <b>(97,386)</b> |
| Supplies  | 20,000           | 20,000           | 5,000          | 15,097         | (10,097)          | ●   | 3,247            | 11,850          |
| Diesel  | -                | -                | -              | -              | -                 | ●   | -                | -               |
| Food  | -                | -                | -              | -              | -                 | ●   | -                | -               |
| Books & Periodicals                               | -                | -                | -              | -              | -                 | ●   | -                | -               |
| Telecommunications                                | 175,000          | 175,000          | 43,750         | 26,635         | 17,115            | ●   | 17,725           | 8,910           |
| Small Equipment                                   | -                | -                | -              | -              | -                 | ●   | -                | -               |
| <b>Total Supplies</b>                             | <b>195,000</b>   | <b>195,000</b>   | <b>48,750</b>  | <b>41,732</b>  | <b>7,018</b>      | ●   | <b>20,972</b>    | <b>20,760</b>   |
| Machinery & Equipment                             | -                | -                | -              | -              | -                 | ●   | -                | -               |
| Machinery and Equipment                           | -                | 60,628           | 15,157         | 62,361         | (47,204)          | ●   | -                | 62,361          |
| Computers   | 87,000           | 87,000           | 21,750         | 10,323         | 11,427            | ●   | -                | 10,323          |
| Intangible Software >\$5,000                      | -                | -                | -              | -              | -                 | ●   | -                | -               |
| <b>Total Capital Outlay</b>                       | <b>87,000</b>    | <b>147,628</b>   | <b>36,907</b>  | <b>72,684</b>  | <b>(35,777)</b>   | ●   | <b>-</b>         | <b>72,684</b>   |
| <b>DEPARTMENTAL/DIVISION TOTALS</b>               | <b>1,426,028</b> | <b>1,651,966</b> | <b>412,992</b> | <b>397,435</b> | <b>15,556</b>     | ●   | <b>313,782</b>   | <b>83,653</b>   |

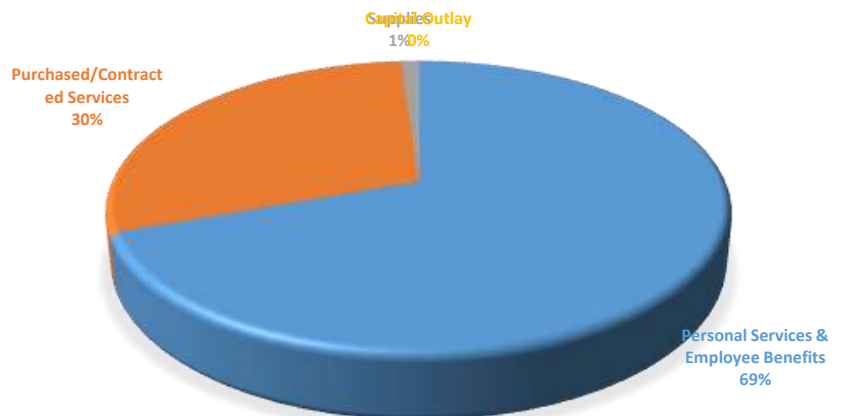
**City of Brookhaven, Georgia**  
**Monthly Financial Report**  
**Communications/Public Information**  
**For The Third Month Ending March 31, 2017**

|                                       | 2017            |                 | YTD Budget    | YTD Actual    | Variance (\$\$\$) | Ind | 2016 PYTD Actual | PYTD to CYTD |
|---------------------------------------|-----------------|-----------------|---------------|---------------|-------------------|-----|------------------|--------------|
|                                       | Original Budget | Adjusted Budget |               |               |                   |     |                  |              |
| Personal Services & Employee Benefits | 85,533          | 85,533          | 21,383        | 29,048        | (7,665)           | ●   | 23,209           | 5,839        |
| Purchased/Contracted Services         | 78,223          | 78,223          | 19,556        | 12,317        | 7,239             | ●   | 16,057           | (3,740)      |
| Supplies                              | 1,000           | 1,000           | 250           | 479           | (229)             | ●   | 100              | 379          |
| Capital Outlay                        | -               | -               | -             | -             | -                 | ●   | -                | -            |
| <b>Total Expenditures</b>             | <b>164,756</b>  | <b>164,756</b>  | <b>41,189</b> | <b>41,844</b> | <b>(655)</b>      | ●   | <b>39,365</b>    | <b>2,478</b> |

**Comparative Expenditures**



**EXPENDITURES**





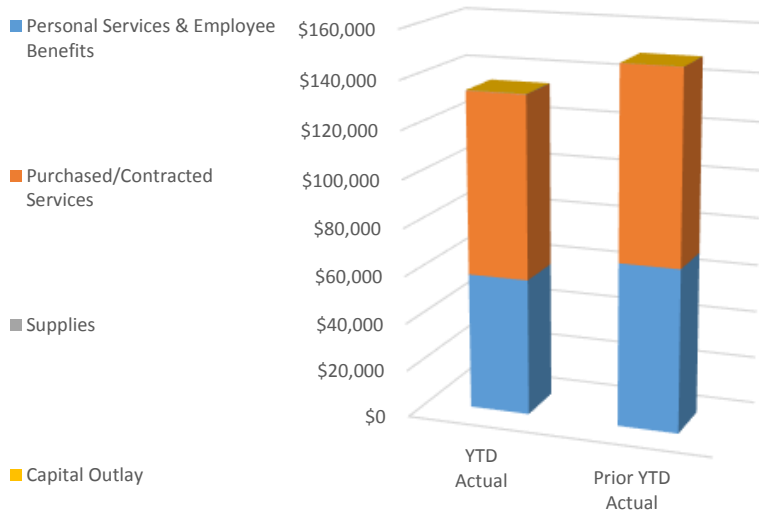
City of Brookhaven, Georgia  
 Monthly Financial Report  
 Communications/Public Information  
 For The Third Month Ending March 31, 2017

|   | 2017               |                    |               | YTD<br>Actual | Variance<br>(\$\$\$) | Ind      | 2016<br>PYTD<br>Actual | PYTD to<br>CYTD |
|---|--------------------|--------------------|---------------|---------------|----------------------|----------|------------------------|-----------------|
|   | Original<br>Budget | Adjusted<br>Budget | YTD<br>Budget |               |                      |          |                        |                 |
| Regular Salaries                                  | 65,921             | 65,921             | 16,480        | 22,340        | (5,860)              | ●        | 14,769                 | 7,571           |
| Part-time/Seasonal Salaries                       | -                  | -                  | -             | -             | -                    | ●        | -                      | -               |
| Overtime Salaries                                 | -                  | -                  | -             | -             | -                    | ●        | -                      | -               |
| Group Insurance                                   | 5,660              | 5,660              | 1,415         | 3,131         | (1,716)              | ●        | 2,299                  | 832             |
| Social Security                                   | -                  | -                  | -             | -             | -                    | ●        | -                      | -               |
| Medicare  | 1,352              | 1,352              | 338           | 320           | 18                   | ●        | 212                    | 109             |
| Retirement  | 10,680             | 10,680             | 2,670         | 3,079         | (409)                | ●        | 2,393                  | 687             |
| Workers' Compensation                             | 1,920              | 1,920              | 480           | 177           | 303                  | ●        | 3,537                  | (3,360)         |
| <b>Total Personal Svcs &amp; Employee Benefit</b> | <b>85,533</b>      | <b>85,533</b>      | <b>21,383</b> | <b>29,048</b> | <b>(7,665)</b>       | <b>●</b> | <b>23,209</b>          | <b>5,839</b>    |
| Prof Svcs   | 10,000             | 10,000             | 2,500         | 169           | 2,331                | ●        | -                      | 169             |
| Prof Svcs-Legal                                   | -                  | -                  | -             | -             | -                    | ●        | -                      | -               |
| Technical Svcs                                    | 5,000              | 5,000              | 1,250         | -             | 1,250                | ●        | 6,615                  | (6,615)         |
| Insurance--                                       | 623                | 623                | 156           | 146           | 10                   | ●        | 391                    | (246)           |
| Communications                                    | -                  | -                  | -             | 39            | (39)                 | ●        | 50                     | (11)            |
| Postage/Shipping                                  | 3,000              | 3,000              | 750           | 2,945         | (2,195)              | ●        | 0                      | 2,945           |
| Advertising--                                     | 40,000             | 40,000             | 10,000        | 7,545         | 2,455                | ●        | -                      | 7,545           |
| Printing & Binding                                | 15,000             | 15,000             | 3,750         | 680           | 3,070                | ●        | -                      | 680             |
| Travel--  | 2,500              | 2,500              | 625           | -             | 625                  | ●        | -                      | -               |
| Dues & Fees                                       | 600                | 600                | 150           | -             | 150                  | ●        | 9,000                  | (9,000)         |
| Education & Training                              | 1,500              | 1,500              | 375           | -             | 375                  | ●        | -                      | -               |
| Meeting Expenditures                              | -                  | -                  | -             | -             | -                    | ●        | -                      | -               |
| Software licenses                                 | -                  | -                  | -             | -             | -                    | ●        | -                      | -               |
| Other Expenditures                                | -                  | -                  | -             | 793           | (793)                | ●        | -                      | 793             |
| <b>Total Purchased/Contracted Services</b>        | <b>78,223</b>      | <b>78,223</b>      | <b>19,556</b> | <b>12,317</b> | <b>7,239</b>         | <b>●</b> | <b>16,057</b>          | <b>(3,740)</b>  |
| Supplies  | 1,000              | 1,000              | 250           | 479           | (229)                | ●        | 100                    | 379             |
| Books & Periodicals                               | -                  | -                  | -             | -             | -                    | ●        | -                      | -               |
| Small Equipment                                   | -                  | -                  | -             | -             | -                    | ●        | -                      | -               |
| <b>Total Supplies</b>                             | <b>1,000</b>       | <b>1,000</b>       | <b>250</b>    | <b>479</b>    | <b>(229)</b>         | <b>●</b> | <b>100</b>             | <b>379</b>      |
| Machinery and Equipment                           | -                  | -                  | -             | -             | -                    | ●        | -                      | -               |
| <b>Total Capital Outlay</b>                       | <b>-</b>           | <b>-</b>           | <b>-</b>      | <b>-</b>      | <b>-</b>             | <b>●</b> | <b>-</b>               | <b>-</b>        |
| <b>DEPARTMENTAL/DIVISION TOTALS</b>               | <b>164,756</b>     | <b>164,756</b>     | <b>41,189</b> | <b>41,844</b> | <b>(655)</b>         | <b>●</b> | <b>39,365</b>          | <b>2,478</b>    |

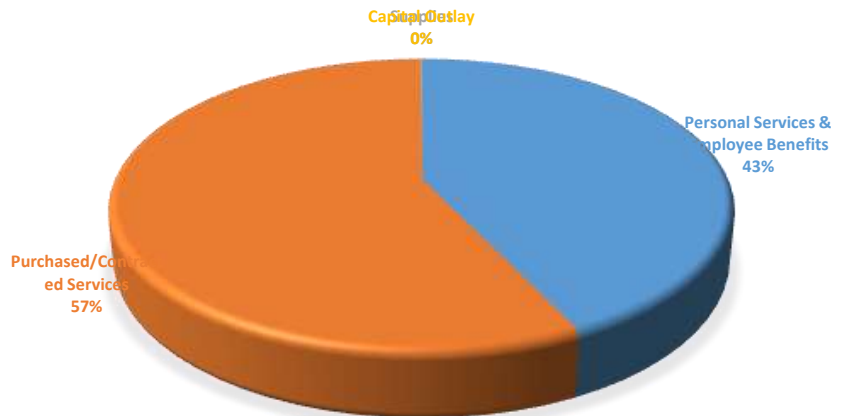
**City of Brookhaven, Georgia**  
**Monthly Financial Report**  
**Municipal Court**  
**For The Third Month Ending March 31, 2017**

|                                       | 2017            |                 | YTD Budget     | YTD Actual     | Variance (\$\$\$) | Ind      | 2016 PYTD Actual | PYTD to CYTD    |
|---------------------------------------|-----------------|-----------------|----------------|----------------|-------------------|----------|------------------|-----------------|
|                                       | Original Budget | Adjusted Budget |                |                |                   |          |                  |                 |
| Personal Services & Employee Benefits | 302,791         | 302,791         | 75,698         | 57,459         | 18,239            | ●        | 68,503           | (11,044)        |
| Purchased/Contracted Services         | 324,554         | 324,554         | 81,139         | 76,259         | 4,880             | ●        | 79,945           | (3,686)         |
| Supplies                              | 2,000           | 2,000           | 500            | 198            | 302               | ●        | 106              | 92              |
| Capital Outlay                        | -               | -               | -              | -              | -                 | ●        | -                | -               |
| <b>Total Expenditures</b>             | <b>629,345</b>  | <b>629,345</b>  | <b>157,336</b> | <b>133,916</b> | <b>23,421</b>     | <b>●</b> | <b>148,554</b>   | <b>(14,638)</b> |

**Comparative Expenditures**



**EXPENDITURES**



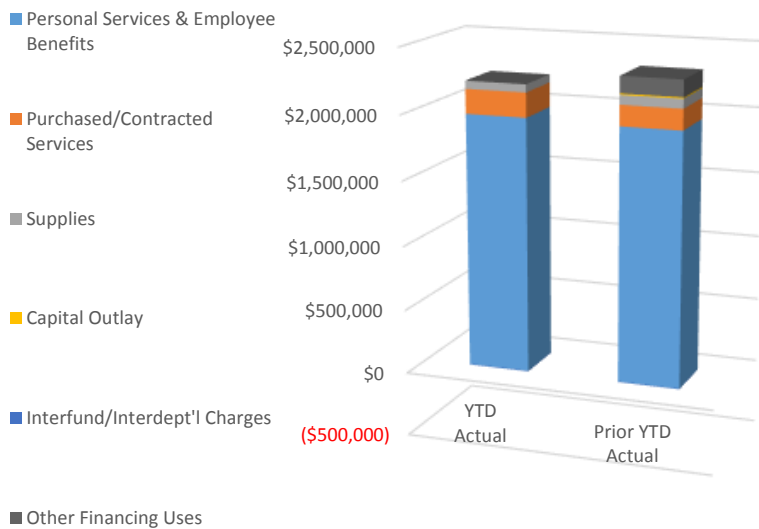
City of Brookhaven, Georgia  
 Monthly Financial Report  
 Municipal Court  
 For The Third Month Ending March 31, 2017

|   | 2017            |                 |                | YTD Actual     | Variance (\$\$\$) | Ind      | 2016 PYTD Actual | PYTD to CYTD    |
|---|-----------------|-----------------|----------------|----------------|-------------------|----------|------------------|-----------------|
|   | Original Budget | Adjusted Budget | YTD Budget     |                |                   |          |                  |                 |
| Regular Salaries                                  | 119,060         | 119,060         | 29,765         | 14,737         | 15,028            | ●        | 50,540           | (35,803)        |
| Part-time/Seasonal Salaries                       | 137,609         | 137,609         | 34,402         | 34,211         | 191               | ●        | -                | 34,211          |
| Overtime Salaries                                 | -               | -               | -              | -              | -                 | ●        | -                | -               |
| Group Insurance                                   | 5,943           | 5,943           | 1,486          | 2,422          | (936)             | ●        | 2,243            | 179             |
| Social Security                                   | 11,958          | 11,958          | 2,990          | 2,121          | 868               | ●        | 2,243            | (122)           |
| Medicare  | 5,265           | 5,265           | 1,316          | 696            | 620               | ●        | 720              | (24)            |
| Retirement  | 10,346          | 10,346          | 2,587          | 2,387          | 199               | ●        | 2,318            | 70              |
| Workers' Compensation                             | 12,610          | 12,610          | 3,153          | 885            | 2,268             | ●        | 10,439           | (9,554)         |
| Other Employment Benefits                         | -               | -               | -              | -              | -                 | ●        | -                | -               |
| <b>Total Personal Svcs &amp; Employee Benefit</b> | <b>302,791</b>  | <b>302,791</b>  | <b>75,698</b>  | <b>57,459</b>  | <b>18,239</b>     | <b>●</b> | <b>68,503</b>    | <b>(11,044)</b> |
| Prof Svcs   | 204             | 204             | 51             | 16,847         | (16,796)          | ●        | (456)            | 17,303          |
| Prof Svcs-Legal                                   | 100,000         | 100,000         | 25,000         | 12,822         | 12,178            | ●        | 16,508           | (3,686)         |
| Technical Svcs                                    | 40,000          | 40,000          | 10,000         | 469            | 9,531             | ●        | 8,753            | (8,284)         |
| Sanitation/Garbage                                | -               | -               | -              | -              | -                 | ●        | -                | -               |
| Custodial Services                                | 11,250          | 11,250          | 2,813          | 2,125          | 688               | ●        | 2,774            | (649)           |
| Repairs & Maintenance                             | 250             | 250             | 63             | 199            | (137)             | ●        | -                | 199             |
| Rentals   | 121,200         | 121,200         | 30,300         | 36,020         | (5,720)           | ●        | 30,786           | 5,234           |
| Rentals - Equipment                               | 3,000           | 3,000           | 750            | 853            | (103)             | ●        | 761              | 92              |
| Equipment Rental                                  | -               | -               | -              | 279            | (279)             | ●        | -                | 279             |
| Insurance--                                       | 20,261          | 20,261          | 5,065          | 4,782          | 284               | ●        | 2,571            | 2,211           |
| Postage/Shipping                                  | 1,800           | 1,800           | 450            | 875            | (425)             | ●        | -                | 875             |
| Advertising--                                     | -               | -               | -              | -              | -                 | ●        | -                | -               |
| Printing & Binding                                | -               | -               | -              | -              | -                 | ●        | -                | -               |
| Travel--  | 2,500           | 2,500           | 625            | -              | 625               | ●        | -                | -               |
| Dues & Fees                                       | 1,000           | 1,000           | 250            | 400            | (150)             | ●        | 75               | 325             |
| Education & Training                              | 325             | 325             | 81             | -              | 81                | ●        | -                | -               |
| Meeting Expenditures                              | 100             | 100             | 25             | -              | 25                | ●        | 22               | (22)            |
| Software licenses                                 | 17,164          | 17,164          | 4,291          | -              | 4,291             | ●        | 16,980           | (16,980)        |
| Contract Labor                                    | -               | -               | -              | -              | -                 | ●        | -                | -               |
| Credit Card Fees                                  | 5,500           | 5,500           | 1,375          | 587            | 788               | ●        | 1,065            | (478)           |
| Bank Fees   | -               | -               | -              | -              | -                 | ●        | -                | -               |
| <b>Total Purchased/Contracted Services</b>        | <b>324,554</b>  | <b>324,554</b>  | <b>81,139</b>  | <b>76,259</b>  | <b>4,880</b>      | <b>●</b> | <b>79,945</b>    | <b>(3,686)</b>  |
| Supplies  | 2,000           | 2,000           | 500            | 198            | 302               | ●        | 106              | 92              |
| Water/Sewage                                      | -               | -               | -              | -              | -                 | ●        | -                | -               |
| Natural Gas                                       | -               | -               | -              | -              | -                 | ●        | -                | -               |
| Electricity                                       | -               | -               | -              | -              | -                 | ●        | -                | -               |
| Books & Periodicals                               | -               | -               | -              | -              | -                 | ●        | -                | -               |
| <b>Total Supplies</b>                             | <b>2,000</b>    | <b>2,000</b>    | <b>500</b>     | <b>198</b>     | <b>302</b>        | <b>●</b> | <b>106</b>       | <b>92</b>       |
| Machinery and Equipment                           | -               | -               | -              | -              | -                 | ●        | -                | -               |
| Intangible Software >\$5,000                      | -               | -               | -              | -              | -                 | ●        | -                | -               |
| <b>Total Capital Outlay</b>                       | <b>-</b>        | <b>-</b>        | <b>-</b>       | <b>-</b>       | <b>-</b>          | <b>●</b> | <b>-</b>         | <b>-</b>        |
| <b>DEPARTMENTAL/DIVISION TOTALS</b>               | <b>629,345</b>  | <b>629,345</b>  | <b>157,336</b> | <b>133,916</b> | <b>23,421</b>     | <b>●</b> | <b>148,554</b>   | <b>(14,638)</b> |

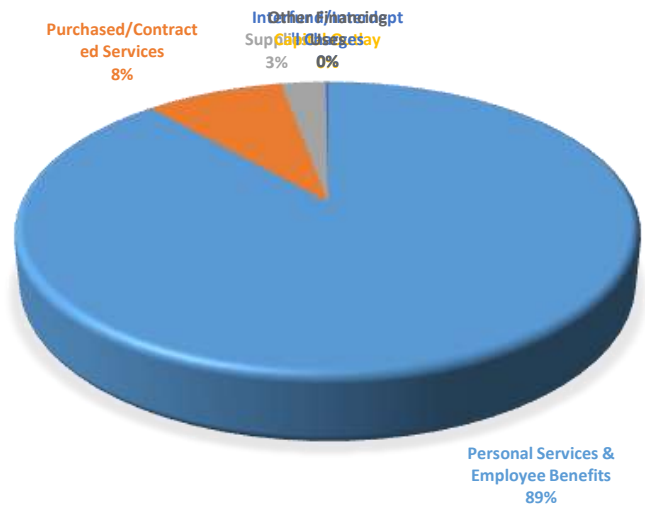
**City of Brookhaven, Georgia**  
**Monthly Financial Report**  
**Police Department**  
**For The Third Month Ending March 31, 2017**

|                                       | 2017             |                  | YTD Budget       | YTD Actual       | Variance (\$\$\$) | Ind | 2016 PYTD Actual | PYTD to CYTD     |
|---------------------------------------|------------------|------------------|------------------|------------------|-------------------|-----|------------------|------------------|
|                                       | Original Budget  | Adjusted Budget  |                  |                  |                   |     |                  |                  |
| Personal Services & Employee Benefits | 6,906,455        | 6,906,455        | 1,726,614        | 1,967,930        | (241,316)         | ●   | 1,952,910        | 15,020           |
| Purchased/Contracted Services         | 937,318          | 937,318          | 234,330          | 188,808          | 45,521            | ●   | 158,438          | 30,370           |
| Supplies                              | 525,150          | 525,150          | 131,288          | 61,404           | 69,884            | ●   | 72,565           | (11,162)         |
| Capital Outlay                        | -                | -                | -                | -                | -                 | ●   | 10,000           | (10,000)         |
| Interfund/Interdept'l Charges         | 59,421           | 59,421           | 14,855           | (3,462)          | 18,317            | ●   | (3,251)          | (210)            |
| Other Financing Uses                  | -                | -                | -                | -                | -                 | ●   | 129,287          | (129,287)        |
| <b>Total Expenditures</b>             | <b>8,428,344</b> | <b>8,428,344</b> | <b>2,107,086</b> | <b>2,214,680</b> | <b>(107,594)</b>  | ●   | <b>2,319,949</b> | <b>(105,269)</b> |

**Comparative Expenditures**



**EXPENDITURES**



City of Brookhaven, Georgia  
 Monthly Financial Report  
 Police Department  
 For The Third Month Ending March 31, 2017

|   | 2017               |                    |                  |                  | Variance         |          | 2016<br>PYTD<br>Actual | PYTD to<br>CYTD |
|---|--------------------|--------------------|------------------|------------------|------------------|----------|------------------------|-----------------|
|   | Original<br>Budget | Adjusted<br>Budget | YTD<br>Budget    | YTD<br>Actual    | (\$\$\$)         | Ind      |                        |                 |
| Regular Salaries                                  | 4,468,849          | 4,468,849          | 1,117,212        | 988,843          | 128,369          | ●        | 1,189,412              | (200,569)       |
| Part-time/Seasonal Salaries                       | 158,340            | 158,340            | 39,585           | 20,926           | 18,659           | ●        | -                      | 20,926          |
| Salary Allowances                                 | 109,200            | 109,200            | 27,300           | 28,400           | (1,100)          | ●        | -                      | 28,400          |
| Overtime Salaries                                 | 262,671            | 262,671            | 65,668           | 52,374           | 13,294           | ●        | 45,865                 | 6,509           |
| Group Insurance                                   | 814,918            | 814,918            | 203,730          | 372,877          | (169,148)        | ●        | 333,994                | 38,883          |
| Social Security                                   | 1,897              | 1,897              | 474              | 751              | (277)            | ●        | 1,163                  | (412)           |
| Medicare  | 84,304             | 84,304             | 21,076           | 14,855           | 6,221            | ●        | 14,735                 | 120             |
| Retirement  | 704,241            | 704,241            | 176,060          | 165,055          | 11,005           | ●        | 171,354                | (6,299)         |
| Tuition Reimbursement                             | 10,000             | 10,000             | 2,500            | -                | 2,500            | ●        | 2,276                  | (2,276)         |
| Workers' Compensation                             | 274,035            | 274,035            | 68,509           | 321,068          | (252,559)        | ●        | 194,110                | 126,958         |
| Other Employment Benefits                         | 18,000             | 18,000             | 4,500            | 2,780            | 1,720            | ●        | -                      | 2,780           |
| <b>Total Personal Svcs &amp; Employee Benefit</b> | <b>6,906,455</b>   | <b>6,906,455</b>   | <b>1,726,614</b> | <b>1,967,930</b> | <b>(241,316)</b> | <b>●</b> | <b>1,952,910</b>       | <b>15,020</b>   |
| Prof Svcs   | 37,488             | 37,488             | 9,372            | 8,072            | 1,300            | ●        | 5,867                  | 2,205           |
| Prof Svcs-Legal                                   | 2,750              | 2,750              | 688              | -                | 688              | ●        | -                      | -               |
| Technical Svcs                                    | 32,010             | 32,010             | 8,003            | 1,250            | 6,753            | ●        | (8,420)                | 9,670           |
| Sanitation/Garbage                                | -                  | -                  | -                | -                | -                | ●        | -                      | -               |
| Custodial Services                                | 23,980             | 23,980             | 5,995            | 4,790            | 1,205            | ●        | 5,249                  | (459)           |
| Repairs & Maintenance                             | 29,000             | 29,000             | 7,250            | 9,055            | (1,805)          | ●        | 2,283                  | 6,772           |
| Repairs and Maintenance - Equi                    | 150,000            | 150,000            | 37,500           | 33,085           | 4,416            | ●        | 38,747                 | (5,662)         |
| Rentals   | 121,183            | 121,183            | 30,296           | 36,020           | (5,725)          | ●        | 31,317                 | 4,703           |
| Rentals - Equipment                               | 5,000              | 5,000              | 1,250            | 3,074            | (1,824)          | ●        | 1,126                  | 1,948           |
| Insurance--                                       | 336,365            | 336,365            | 84,091           | 78,619           | 5,473            | ●        | 58,501                 | 20,118          |
| Communications                                    | 60,000             | 60,000             | 15,000           | -                | 15,000           | ●        | 13,286                 | (13,286)        |
| Postage/Shipping                                  | 4,000              | 4,000              | 1,000            | 209              | 791              | ●        | 707                    | (498)           |
| Advertising--                                     | 1,000              | 1,000              | 250              | -                | 250              | ●        | -                      | -               |
| Printing & Binding                                | 8,000              | 8,000              | 2,000            | 735              | 1,266            | ●        | 2,103                  | (1,368)         |
| Travel--  | 30,000             | 30,000             | 7,500            | 4,178            | 3,322            | ●        | 2,652                  | 1,526           |
| Dues & Fees                                       | 6,451              | 6,451              | 1,613            | 1,621            | (8)              | ●        | 618                    | 1,003           |
| Education & Training                              | 41,195             | 41,195             | 10,299           | 8,101            | 2,198            | ●        | 4,315                  | 3,786           |
| Meeting Expenditures                              | 2,000              | 2,000              | 500              | -                | 500              | ●        | 88                     | (88)            |
| Software licenses                                 | 9,921              | 9,921              | 2,480            | -                | 2,480            | ●        | -                      | -               |
| Contract Labor                                    | -                  | -                  | -                | -                | -                | ●        | -                      | -               |
| Other Purchased Svcs-Other                        | -                  | -                  | -                | -                | -                | ●        | -                      | -               |
| Credit Card Fees                                  | -                  | -                  | -                | -                | -                | ●        | -                      | -               |
| Other Expenditures                                | 36,975             | 36,975             | 9,244            | -                | 9,244            | ●        | -                      | -               |
| <b>Total Purchased/Contracted Services</b>        | <b>937,318</b>     | <b>937,318</b>     | <b>234,330</b>   | <b>188,808</b>   | <b>45,521</b>    | <b>●</b> | <b>158,438</b>         | <b>30,370</b>   |

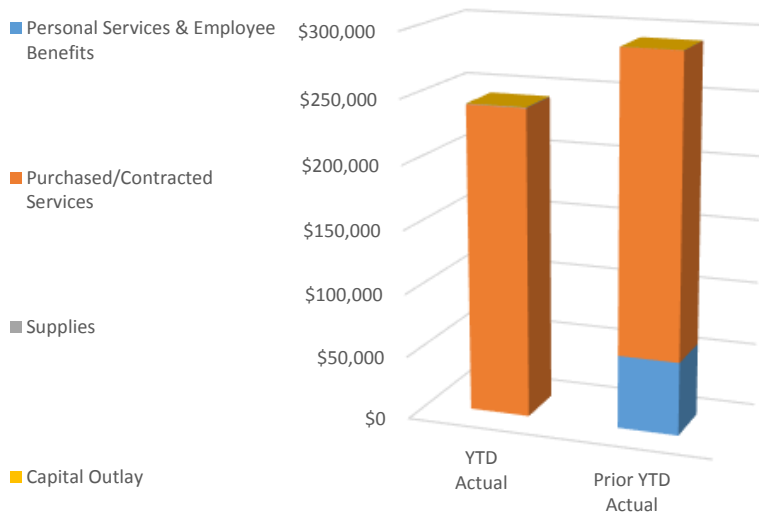
City of Brookhaven, Georgia  
 Monthly Financial Report  
 Police Department  
 For The Third Month Ending March 31, 2017

|  | 2017               |                    |                  |                  | Variance<br>(\$\$\$) | Ind      | 2016<br>PYTD<br>Actual | PYTD to<br>CYTD  |
|--|--------------------|--------------------|------------------|------------------|----------------------|----------|------------------------|------------------|
|  | Original<br>Budget | Adjusted<br>Budget | YTD<br>Budget    | YTD<br>Actual    |                      |          |                        |                  |
| Supplies                                   | 104,598            | 104,598            | 26,150           | 11,920           | 14,229               | ●        | 11,871                 | 49               |
| Uniforms                                   | 82,612             | 82,612             | 20,653           | 8,838            | 11,815               | ●        | 13,041                 | (4,203)          |
| Water/Sewage                               | 2,700              | 2,700              | 675              | 924              | (249)                | ●        | 388                    | 535              |
| Natural Gas                                | -                  | -                  | -                | -                | -                    | ●        | -                      | -                |
| Electricity                                | 54,800             | 54,800             | 13,700           | 6,156            | 7,544                | ●        | 3,288                  | 2,868            |
| Gasoline                                   | 175,000            | 175,000            | 43,750           | 17,528           | 26,222               | ●        | 39,614                 | (22,086)         |
| Books & Periodicals                        | -                  | -                  | -                | -                | -                    | ●        | -                      | -                |
| Small Equipment                            | 105,440            | 105,440            | 26,360           | 16,038           | 10,322               | ●        | 4,362                  | 11,676           |
| <b>Total Supplies</b>                      | <b>525,150</b>     | <b>525,150</b>     | <b>131,288</b>   | <b>61,404</b>    | <b>69,884</b>        | <b>●</b> | <b>72,565</b>          | <b>(11,162)</b>  |
| Machinery & Equipment                      | -                  | -                  | -                | -                | -                    | ●        | -                      | -                |
| Machinery and Equipment                    | -                  | -                  | -                | -                | -                    | ●        | -                      | -                |
| Vehicles                                   | -                  | -                  | -                | -                | -                    | ●        | 10,000                 | (10,000)         |
| Furniture and Fixtures                     | -                  | -                  | -                | -                | -                    | ●        | -                      | -                |
| Computers                                  | -                  | -                  | -                | -                | -                    | ●        | -                      | -                |
| Intangibles Software                       | -                  | -                  | -                | -                | -                    | ●        | -                      | -                |
| Intangible Software >\$5,000               | -                  | -                  | -                | -                | -                    | ●        | -                      | -                |
| <b>Total Capital Outlay</b>                | <b>-</b>           | <b>-</b>           | <b>-</b>         | <b>-</b>         | <b>-</b>             | <b>●</b> | <b>10,000</b>          | <b>(10,000)</b>  |
| Indirect Cost Allocation                   | 59,421             | 59,421             | 14,855           | (3,462)          | 18,317               | ●        | (3,251)                | (210)            |
| <b>Total Interfund/Interdept'l Charges</b> | <b>59,421</b>      | <b>59,421</b>      | <b>14,855</b>    | <b>(3,462)</b>   | <b>18,317</b>        | <b>●</b> | <b>(3,251)</b>         | <b>(210)</b>     |
| <b>Total Debt Service</b>                  | <b>-</b>           | <b>-</b>           | <b>-</b>         | <b>-</b>         | <b>-</b>             | <b>●</b> | <b>-</b>               | <b>-</b>         |
| Transfer to Debt Service                   | -                  | -                  | -                | -                | -                    | ●        | 129,287                | (129,287)        |
| Transfer Out - Veh Replacement             | -                  | -                  | -                | -                | -                    | ●        | -                      | -                |
| <b>Total Other Financing Uses</b>          | <b>-</b>           | <b>-</b>           | <b>-</b>         | <b>-</b>         | <b>-</b>             | <b>●</b> | <b>129,287</b>         | <b>(129,287)</b> |
| <b>DEPARTMENTAL/DIVISION TOTALS</b>        | <b>8,428,344</b>   | <b>8,428,344</b>   | <b>2,107,086</b> | <b>2,214,680</b> | <b>(107,594)</b>     | <b>●</b> | <b>2,319,949</b>       | <b>(105,269)</b> |

**City of Brookhaven, Georgia**  
**Monthly Financial Report**  
**Public Works**  
**For The Third Month Ending March 31, 2017**

|                                       | 2017             |                  | YTD Budget     | YTD Actual     | Variance (\$\$\$) | Ind | 2016 PYTD Actual | PYTD to CYTD    |
|---------------------------------------|------------------|------------------|----------------|----------------|-------------------|-----|------------------|-----------------|
|                                       | Original Budget  | Adjusted Budget  |                |                |                   |     |                  |                 |
| Personal Services & Employee Benefits | -                | -                | -              | -              | -                 | ●   | 57,601           | (57,601)        |
| Purchased/Contracted Services         | 1,429,730        | 1,429,730        | 357,433        | 241,940        | 115,492           | ●   | 233,985          | 7,955           |
| Supplies                              | 31,500           | 31,500           | 7,875          | 596            | 7,279             | ●   | 149              | 447             |
| Capital Outlay                        | -                | -                | -              | -              | -                 | ●   | -                | -               |
| <b>Total Expenditures</b>             | <b>1,461,230</b> | <b>1,461,230</b> | <b>365,308</b> | <b>242,536</b> | <b>122,772</b>    | ●   | <b>291,735</b>   | <b>(49,199)</b> |

**Comparative Expenditures**



**EXPENDITURES**



City of Brookhaven, Georgia  
 Monthly Financial Report  
 Public Works  
 For The Third Month Ending March 31, 2017

|   | 2017               |                    | YTD<br>Budget  | YTD<br>Actual  | Variance       |          | 2016<br>PYTD<br>Actual | PYTD to<br>CYTD |
|---|--------------------|--------------------|----------------|----------------|----------------|----------|------------------------|-----------------|
|   | Original<br>Budget | Adjusted<br>Budget |                |                | (\$\$\$)       | Ind      |                        |                 |
| Regular Salaries                                  | -                  | -                  | -              | -              | -              | ●        | 39,388                 | (39,388)        |
| Part-time/Seasonal Salaries                       | -                  | -                  | -              | -              | -              | ●        | -                      | -               |
| Salary Allowances                                 | -                  | -                  | -              | -              | -              | ●        | -                      | -               |
| Overtime Salaries                                 | -                  | -                  | -              | -              | -              | ●        | -                      | -               |
| Group Insurance                                   | -                  | -                  | -              | -              | -              | ●        | 4,946                  | (4,946)         |
| Social Security                                   | -                  | -                  | -              | -              | -              | ●        | -                      | -               |
| Medicare  | -                  | -                  | -              | -              | -              | ●        | 566                    | (566)           |
| Retirement  | -                  | -                  | -              | -              | -              | ●        | 6,287                  | (6,287)         |
| Workers' Compensation                             | -                  | -                  | -              | -              | -              | ●        | 6,413                  | (6,413)         |
| <b>Total Personal Svcs &amp; Employee Benefit</b> | -                  | -                  | -              | -              | -              | ●        | <b>57,601</b>          | <b>(57,601)</b> |
| Prof Svcs   | 473,408            | 473,408            | 118,352        | 102,688        | 15,664         | ●        | 85,909                 | 16,779          |
| Prof Svcs-Legal                                   | -                  | -                  | -              | -              | -              | ●        | -                      | -               |
| Technical Svcs                                    | 73,000             | 73,000             | 18,250         | -              | 18,250         | ●        | 1,200                  | (1,200)         |
| Sanitation/Garbage                                | -                  | -                  | -              | -              | -              | ●        | -                      | -               |
| Street Sweeping                                   | -                  | -                  | -              | -              | -              | ●        | -                      | -               |
| Repairs & Maintenance                             | 80,000             | 80,000             | 20,000         | 2,721          | 17,279         | ●        | 2,400                  | 321             |
| Storm Damage Removal                              | 75,000             | 75,000             | 18,750         | 9,410          | 9,340          | ●        | 9,904                  | (494)           |
| Repair & Maintenance                              | 525,000            | 525,000            | 131,250        | 75,010         | 56,240         | ●        | 62,222                 | 12,788          |
| Traffic Signal                                    | 140,000            | 140,000            | 35,000         | 12,700         | 22,300         | ●        | 44,703                 | (32,003)        |
| ROW Maint   | 25,000             | 25,000             | 6,250          | 22,885         | (16,635)       | ●        | 19,705                 | 3,180           |
| Rentals   | 15,000             | 15,000             | 3,750          | 5,356          | (1,606)        | ●        | -                      | 5,356           |
| Rentals - Equipment                               | 8,800              | 8,800              | 2,200          | 693            | 1,507          | ●        | -                      | 693             |
| Equipment Rental                                  | -                  | -                  | -              | -              | -              | ●        | -                      | -               |
| Insurance--                                       | 11,122             | 11,122             | 2,781          | 9,707          | (6,926)        | ●        | -                      | 9,707           |
| Communications                                    | -                  | -                  | -              | -              | -              | ●        | 175                    | (175)           |
| Postage/Shipping                                  | 500                | 500                | 125            | 33             | 92             | ●        | 27                     | 7               |
| Advertising--                                     | -                  | -                  | -              | -              | -              | ●        | -                      | -               |
| Printing & Binding                                | 500                | 500                | 125            | 137            | (12)           | ●        | -                      | 137             |
| Travel--  | -                  | -                  | -              | -              | -              | ●        | -                      | -               |
| Dues & Fees                                       | -                  | -                  | -              | -              | -              | ●        | 140                    | (140)           |
| Education & Training                              | -                  | -                  | -              | -              | -              | ●        | -                      | -               |
| Meeting Expenditures                              | -                  | -                  | -              | -              | -              | ●        | -                      | -               |
| Software licenses                                 | 2,400              | 2,400              | 600            | 600            | -              | ●        | 7,600                  | (7,000)         |
| Contract Labor                                    | -                  | -                  | -              | -              | -              | ●        | -                      | -               |
| Other Purchased Svcs-Other                        | -                  | -                  | -              | -              | -              | ●        | -                      | -               |
| <b>Total Purchased/Contracted Services</b>        | <b>1,429,730</b>   | <b>1,429,730</b>   | <b>357,433</b> | <b>241,940</b> | <b>115,492</b> | <b>●</b> | <b>233,985</b>         | <b>7,955</b>    |
| Supplies  | 1,500              | 1,500              | 375            | 375            | (0)            | ●        | 13                     | 362             |
| Natural Gas                                       | -                  | -                  | -              | -              | -              | ●        | -                      | -               |
| Electricity                                       | 30,000             | 30,000             | 7,500          | 220            | 7,280          | ●        | 49                     | 171             |
| Books & Periodicals                               | -                  | -                  | -              | -              | -              | ●        | -                      | -               |
| Small Equipment                                   | -                  | -                  | -              | -              | -              | ●        | -                      | -               |
| <b>Total Supplies</b>                             | <b>31,500</b>      | <b>31,500</b>      | <b>7,875</b>   | <b>596</b>     | <b>7,279</b>   | <b>●</b> | <b>149</b>             | <b>447</b>      |



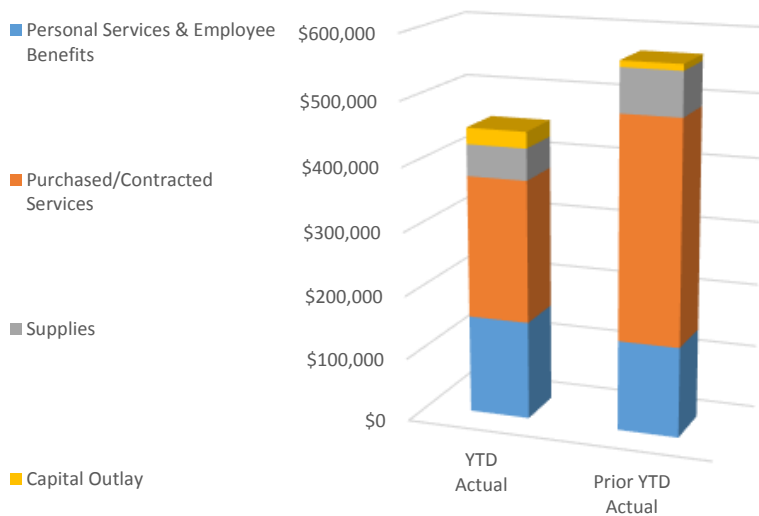
**City of Brookhaven, Georgia**  
**Monthly Financial Report**  
**Public Works**  
**For The Third Month Ending March 31, 2017**

|                                     | Original<br>Budget | 2017               |                | YTD<br>Actual  | Variance<br>(\$\$\$) | Ind | 2016<br>PYTD<br>Actual | PYTD to<br>CYTD |
|-------------------------------------|--------------------|--------------------|----------------|----------------|----------------------|-----|------------------------|-----------------|
|                                     |                    | Adjusted<br>Budget | YTD<br>Budget  |                |                      |     |                        |                 |
| Infrastructure                      | -                  | -                  | -              | -              | -                    | ●   | -                      | -               |
| Machinery & Equipment               | -                  | -                  | -              | -              | -                    | ●   | -                      | -               |
| Machinery and Equipment             | -                  | -                  | -              | -              | -                    | ●   | -                      | -               |
| Intangible Software >\$5,000        | -                  | -                  | -              | -              | -                    | ●   | -                      | -               |
| <b>Total Capital Outlay</b>         | -                  | -                  | -              | -              | -                    | ●   | -                      | -               |
| <b>DEPARTMENTAL/DIVISION TOTALS</b> | <b>1,461,230</b>   | <b>1,461,230</b>   | <b>365,308</b> | <b>242,536</b> | <b>122,772</b>       | ●   | <b>291,735</b>         | <b>(49,199)</b> |

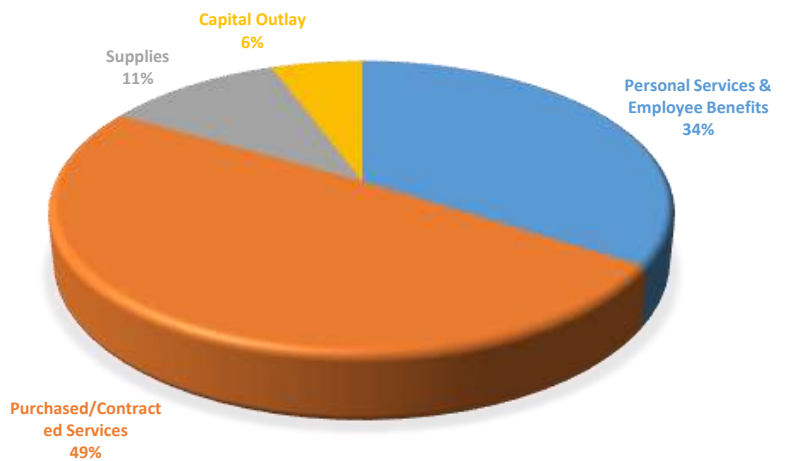
**City of Brookhaven, Georgia**  
**Monthly Financial Report**  
**Parks & Recreation**  
**For The Third Month Ending March 31, 2017**

|                                       | 2017             |                  | YTD Budget     | YTD Actual     | Variance (\$\$\$) | Ind | 2016 PYTD Actual | PYTD to CYTD     |
|---------------------------------------|------------------|------------------|----------------|----------------|-------------------|-----|------------------|------------------|
|                                       | Original Budget  | Adjusted Budget  |                |                |                   |     |                  |                  |
| Personal Services & Employee Benefits | 654,950          | 654,950          | 163,738        | 154,281        | 9,456             | ●   | 141,558          | 12,724           |
| Purchased/Contracted Services         | 1,132,255        | 1,132,255        | 283,064        | 222,284        | 60,779            | ●   | 347,196          | (124,912)        |
| Supplies                              | 369,000          | 369,000          | 92,250         | 49,343         | 42,907            | ●   | 67,955           | (18,612)         |
| Capital Outlay                        | 35,000           | 35,000           | 8,750          | 25,374         | (16,624)          | ●   | 9,906            | 15,468           |
| <b>Total Expenditures</b>             | <b>2,191,205</b> | <b>2,191,205</b> | <b>547,801</b> | <b>451,283</b> | <b>96,519</b>     | ●   | <b>566,615</b>   | <b>(115,332)</b> |

**Comparative Expenditures**



**EXPENDITURES**



**City of Brookhaven, Georgia**  
**Monthly Financial Report**  
**Parks & Recreation**  
**For The Third Month Ending March 31, 2017**

|   | 2017             |                  | YTD Budget     | YTD Actual     | Variance (\$\$\$) | Ind      | 2016 PYTD Actual | PYTD to CYTD     |
|---|------------------|------------------|----------------|----------------|-------------------|----------|------------------|------------------|
|   | Original Budget  | Adjusted Budget  |                |                |                   |          |                  |                  |
| Regular Salaries                                  | 332,988          | 332,988          | 83,247         | 85,089         | (1,842)           | ●        | 90,128           | (5,040)          |
| Part-time/Seasonal Salaries                       | 145,014          | 145,014          | 36,254         | 12,954         | 23,299            | ●        | -                | 12,954           |
| Salary Allowances                                 | 4,800            | 4,800            | 1,200          | 2,400          | (1,200)           | ●        | -                | 2,400            |
| Overtime Salaries                                 | -                | -                | -              | 3,657          | (3,657)           | ●        | -                | 3,657            |
| Group Insurance                                   | 47,719           | 47,719           | 11,930         | 23,691         | (11,762)          | ●        | 18,508           | 5,184            |
| Social Security                                   | 1,548            | 1,548            | 387            | 803            | (416)             | ●        | 856              | (52)             |
| Medicare  | 14,255           | 14,255           | 3,564          | 1,446          | 2,118             | ●        | 1,249            | 197              |
| Retirement  | 91,915           | 91,915           | 22,979         | 12,544         | 10,434            | ●        | 9,495            | 3,049            |
| Workers' Compensation                             | 16,711           | 16,711           | 4,178          | 11,697         | (7,519)           | ●        | 18,752           | (7,055)          |
| <b>Total Personal Svcs &amp; Employee Benefit</b> | <b>654,950</b>   | <b>654,950</b>   | <b>163,738</b> | <b>154,281</b> | <b>9,456</b>      | <b>●</b> | <b>141,558</b>   | <b>12,724</b>    |
| Prof Svcs   | 75,000           | 75,000           | 18,750         | 25,082         | (6,332)           | ●        | 30,336           | (5,254)          |
| Prof Svcs-Legal                                   | -                | -                | -              | -              | -                 | ●        | 33               | (33)             |
| Technical Svcs                                    | 25,000           | 25,000           | 6,250          | -              | 6,250             | ●        | 80,382           | (80,382)         |
| Sanitation/Garbage                                | -                | -                | -              | -              | -                 | ●        | -                | -                |
| Custodial Services                                | 25,000           | 25,000           | 6,250          | 5,360          | 890               | ●        | 6,785            | (1,425)          |
| Repairs & Maintenance                             | 300,000          | 300,000          | 75,000         | 27,455         | 47,545            | ●        | 207,380          | (179,924)        |
| Repairs and Maintenance - Equi                    | 2,000            | 2,000            | 500            | -              | 500               | ●        | -                | -                |
| Rentals   | 10,000           | 10,000           | 2,500          | 60             | 2,440             | ●        | 3,971            | (3,911)          |
| Rentals - Equipment                               | -                | -                | -              | -              | -                 | ●        | 334              | (334)            |
| Equipment Rental                                  | 20,000           | 20,000           | 5,000          | 2,355          | 2,645             | ●        | -                | 2,355            |
| Insurance--                                       | 19,755           | 19,755           | 4,939          | 4,663          | 276               | ●        | 3,407            | 1,256            |
| Communications                                    | 1,000            | 1,000            | 250            | 62             | 188               | ●        | 300              | (238)            |
| Postage/Shipping                                  | -                | -                | -              | 63             | (63)              | ●        | -                | 63               |
| Advertising--                                     | 5,000            | 5,000            | 1,250          | -              | 1,250             | ●        | 1,980            | (1,980)          |
| Printing & Binding                                | 15,000           | 15,000           | 3,750          | -              | 3,750             | ●        | 5,013            | (5,013)          |
| Travel--  | 2,500            | 2,500            | 625            | 168            | 457               | ●        | 98               | 69               |
| Dues & Fees                                       | 10,000           | 10,000           | 2,500          | 162            | 2,338             | ●        | 1,905            | (1,743)          |
| Education & Training                              | 8,000            | 8,000            | 2,000          | 270            | 1,730             | ●        | 1,040            | (770)            |
| Meeting Expenditures                              | 2,000            | 2,000            | 500            | 2,150          | (1,650)           | ●        | -                | 2,150            |
| Software licenses                                 | 10,000           | 10,000           | 2,500          | -              | 2,500             | ●        | -                | -                |
| Contract Labor                                    | 600,000          | 600,000          | 150,000        | 153,168        | (3,168)           | ●        | 30               | 153,138          |
| Other Purchased Svcs-Other                        | -                | -                | -              | -              | -                 | ●        | -                | -                |
| Credit Card Fees                                  | 2,000            | 2,000            | 500            | 1,268          | (768)             | ●        | 932              | 336              |
| <b>Total Purchased/Contracted Services</b>        | <b>1,132,255</b> | <b>1,132,255</b> | <b>283,064</b> | <b>222,284</b> | <b>60,779</b>     | <b>●</b> | <b>347,196</b>   | <b>(124,912)</b> |
| Supplies  | 175,000          | 175,000          | 43,750         | 22,908         | 20,842            | ●        | 43,215           | (20,308)         |
| Uniforms  | 2,500            | 2,500            | 625            | -              | 625               | ●        | -                | -                |
| Water/Sewage                                      | 100,000          | 100,000          | 25,000         | 21,250         | 3,750             | ●        | 8,134            | 13,115           |
| Natural Gas                                       | 10,000           | 10,000           | 2,500          | 2,213          | 287               | ●        | 2,947            | (733)            |
| Electricity                                       | 75,000           | 75,000           | 18,750         | 2,972          | 15,778            | ●        | 13,236           | (10,264)         |
| Gasoline  | 1,500            | 1,500            | 375            | -              | 375               | ●        | 423              | (423)            |
| Books & Periodicals                               | -                | -                | -              | -              | -                 | ●        | -                | -                |
| Small Equipment                                   | 5,000            | 5,000            | 1,250          | -              | 1,250             | ●        | -                | -                |
| <b>Total Supplies</b>                             | <b>369,000</b>   | <b>369,000</b>   | <b>92,250</b>  | <b>49,343</b>  | <b>42,907</b>     | <b>●</b> | <b>67,955</b>    | <b>(18,612)</b>  |

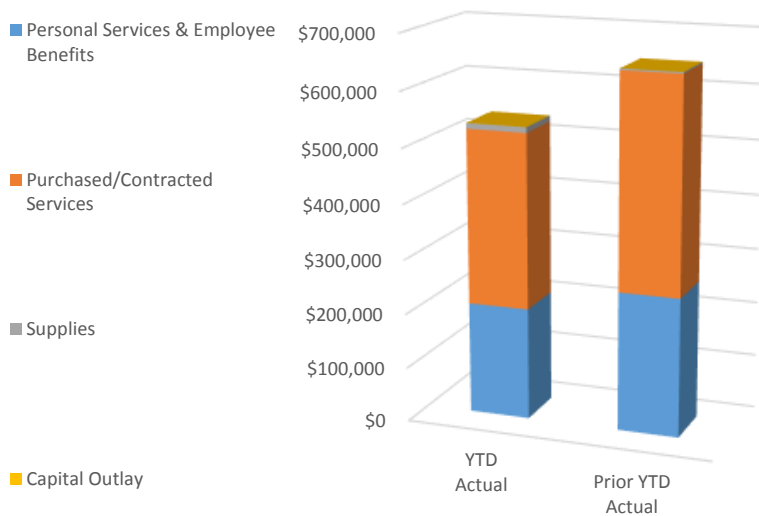
**City of Brookhaven, Georgia**  
**Monthly Financial Report**  
**Parks & Recreation**  
**For The Third Month Ending March 31, 2017**

|                                     | 2017               |                    |                | YTD<br>Actual  | Variance<br>(\$\$\$) | Ind | 2016<br>PYTD<br>Actual | PYTD to<br>CYTD  |
|-------------------------------------|--------------------|--------------------|----------------|----------------|----------------------|-----|------------------------|------------------|
|                                     | Original<br>Budget | Adjusted<br>Budget | YTD<br>Budget  |                |                      |     |                        |                  |
| Sites                               | -                  | -                  | -              | -              | -                    | ●   | -                      | -                |
| Site Improvements                   | 25,000             | 25,000             | 6,250          | 25,374         | (19,124)             | ●   | 9,906                  | 15,468           |
| Building and Building Improvem      | -                  | -                  | -              | -              | -                    | ●   | -                      | -                |
| Machinery and Equipment             | 5,000              | 5,000              | 1,250          | -              | 1,250                | ●   | -                      | -                |
| Vehicles                            | -                  | -                  | -              | -              | -                    | ●   | -                      | -                |
| Furniture and Fixtures              | 5,000              | 5,000              | 1,250          | -              | 1,250                | ●   | -                      | -                |
| Computers                           | -                  | -                  | -              | -              | -                    | ●   | -                      | -                |
| Intangible Software >\$5,000        | -                  | -                  | -              | -              | -                    | ●   | -                      | -                |
| <b>Total Capital Outlay</b>         | <u>35,000</u>      | <u>35,000</u>      | <u>8,750</u>   | <u>25,374</u>  | <u>(16,624)</u>      | ●   | <u>9,906</u>           | <u>15,468</u>    |
| <b>DEPARTMENTAL/DIVISION TOTALS</b> | <u>2,191,205</u>   | <u>2,191,205</u>   | <u>547,801</u> | <u>451,283</u> | <u>96,519</u>        | ●   | <u>566,615</u>         | <u>(115,332)</u> |

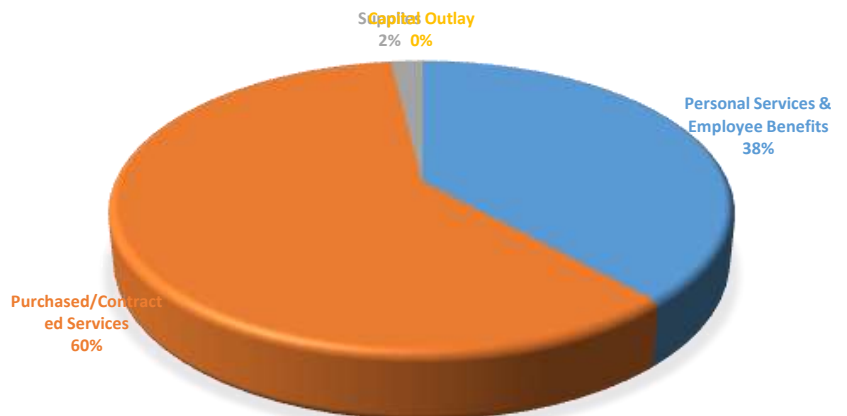
**City of Brookhaven, Georgia**  
**Monthly Financial Report**  
**Community Development**  
**For The Third Month Ending March 31, 2017**

|                                       | 2017               |                    |                |                | Variance<br>(\$\$\$) | Ind | 2016<br>PYTD<br>Actual | PYTD to<br>CYTD  |
|---------------------------------------|--------------------|--------------------|----------------|----------------|----------------------|-----|------------------------|------------------|
|                                       | Original<br>Budget | Adjusted<br>Budget | YTD<br>Budget  | YTD<br>Actual  |                      |     |                        |                  |
| Personal Services & Employee Benefits | 1,100,949          | 1,100,949          | 275,237        | 204,917        | 70,320               | ●   | 254,158                | (49,241)         |
| Purchased/Contracted Services         | 1,769,159          | 2,070,987          | 517,747        | 319,599        | 198,148              | ●   | 390,331                | (70,732)         |
| Supplies                              | 18,400             | 18,400             | 4,600          | 10,214         | (5,614)              | ●   | 2,928                  | 7,286            |
| Capital Outlay                        | -                  | -                  | -              | 113            | (113)                | ●   | -                      | 113              |
| <b>Total Expenditures</b>             | <b>2,888,508</b>   | <b>3,190,336</b>   | <b>797,584</b> | <b>534,843</b> | <b>262,741</b>       | ●   | <b>647,417</b>         | <b>(112,574)</b> |

**Comparative Expenditures**



**EXPENDITURES**



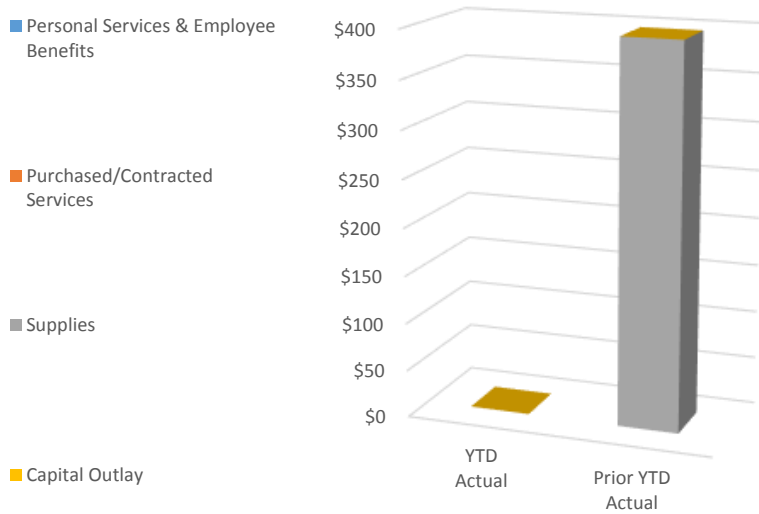
City of Brookhaven, Georgia  
 Monthly Financial Report  
 Community Development  
 For The Third Month Ending March 31, 2017

|   | 2017               |                    | YTD<br>Budget  | YTD<br>Actual  | Variance<br>(\$\$\$) | Ind      | 2016<br>PYTD<br>Actual | PYTD to<br>CYTD  |
|---|--------------------|--------------------|----------------|----------------|----------------------|----------|------------------------|------------------|
|   | Original<br>Budget | Adjusted<br>Budget |                |                |                      |          |                        |                  |
| Regular Salaries                                  | 820,769            | 820,769            | 205,192        | 117,381        | 87,811               | ●        | 170,266                | (52,885)         |
| Part-time/Seasonal Salaries                       | 24,960             | 24,960             | 6,240          | 6,503          | (263)                | ●        | -                      | 6,503            |
| Salary Allowances                                 | 14,400             | 14,400             | 3,600          | 2,400          | 1,200                | ●        | -                      | 2,400            |
| Overtime Salaries                                 | 5,000              | 5,000              | 1,250          | 3,292          | (2,042)              | ●        | -                      | 3,292            |
| Group Insurance                                   | 68,883             | 68,883             | 17,221         | 22,936         | (5,715)              | ●        | 30,503                 | (7,567)          |
| Social Security                                   | 3,100              | 3,100              | 775            | 403            | 372                  | ●        | -                      | 403              |
| Medicare  | 17,638             | 17,638             | 4,410          | 1,821          | 2,589                | ●        | 2,378                  | (557)            |
| Retirement  | 114,595            | 114,595            | 28,649         | 16,704         | 11,945               | ●        | 20,946                 | (4,242)          |
| Workers' Compensation                             | 31,604             | 31,604             | 7,901          | 33,478         | (25,577)             | ●        | 30,066                 | 3,412            |
| <b>Total Personal Svcs &amp; Employee Benefit</b> | <b>1,100,949</b>   | <b>1,100,949</b>   | <b>275,237</b> | <b>204,917</b> | <b>70,320</b>        | <b>●</b> | <b>254,158</b>         | <b>(49,241)</b>  |
| Prof Svcs   | 350,000            | 651,828            | 162,957        | 38,855         | 124,102              | ●        | 16,532                 | 22,324           |
| Prof Svcs-Legal                                   | 20,000             | 20,000             | 5,000          | -              | 5,000                | ●        | 826                    | (826)            |
| Technical Svcs                                    | -                  | -                  | -              | -              | -                    | ●        | -                      | -                |
| Repairs and Maintenance - Equi                    | 2,500              | 2,500              | 625            | 1,584          | (959)                | ●        | 1,525                  | 59               |
| Rentals   | -                  | -                  | -              | -              | -                    | ●        | -                      | -                |
| Rentals - Equipment                               | 2,000              | 2,000              | 500            | 620            | (120)                | ●        | 684                    | (64)             |
| Insurance--                                       | 18,999             | 18,999             | 4,750          | 4,979          | (229)                | ●        | 6,444                  | (1,464)          |
| Communications                                    | 4,000              | 4,000              | 1,000          | -              | 1,000                | ●        | 424                    | (424)            |
| Postage/Shipping                                  | 3,500              | 3,500              | 875            | 1,288          | (413)                | ●        | 471                    | 817              |
| Advertising--                                     | 25,000             | 25,000             | 6,250          | 2,442          | 3,808                | ●        | 3,084                  | (642)            |
| Printing & Binding                                | 3,000              | 3,000              | 750            | 3,282          | (2,532)              | ●        | 75                     | 3,207            |
| Travel--  | 5,000              | 5,000              | 1,250          | -              | 1,250                | ●        | 1,147                  | (1,147)          |
| Dues & Fees                                       | 4,000              | 4,000              | 1,000          | 1,701          | (701)                | ●        | 2,160                  | (460)            |
| Education & Training                              | 6,000              | 6,000              | 1,500          | 190            | 1,310                | ●        | 808                    | (618)            |
| Meeting Expenditures                              | 4,000              | 4,000              | 1,000          | 47             | 953                  | ●        | 648                    | (601)            |
| Software licenses                                 | 3,000              | 3,000              | 750            | -              | 750                  | ●        | -                      | -                |
| Contract Labor                                    | 1,270,160          | 1,270,160          | 317,540        | 257,599        | 59,941               | ●        | 349,998                | (92,399)         |
| Other Purchased Svcs-Other                        | 30,000             | 30,000             | 7,500          | -              | 7,500                | ●        | -                      | -                |
| Credit Card Fees                                  | 18,000             | 18,000             | 4,500          | 7,012          | (2,512)              | ●        | 5,506                  | 1,505            |
| <b>Total Purchased/Contracted Services</b>        | <b>1,769,159</b>   | <b>2,070,987</b>   | <b>517,747</b> | <b>319,599</b> | <b>198,148</b>       | <b>●</b> | <b>390,331</b>         | <b>(70,732)</b>  |
| Supplies  | 11,400             | 11,400             | 2,850          | 9,868          | (7,018)              | ●        | 730                    | 9,138            |
| Uniforms  | 1,000              | 1,000              | 250            | -              | 250                  | ●        | -                      | -                |
| Gasoline  | 3,500              | 3,500              | 875            | 346            | 529                  | ●        | 893                    | (547)            |
| Books & Periodicals                               | 2,500              | 2,500              | 625            | -              | 625                  | ●        | 1,305                  | (1,305)          |
| Small Equipment                                   | -                  | -                  | -              | -              | -                    | ●        | -                      | -                |
| <b>Total Supplies</b>                             | <b>18,400</b>      | <b>18,400</b>      | <b>4,600</b>   | <b>10,214</b>  | <b>(5,614)</b>       | <b>●</b> | <b>2,928</b>           | <b>7,286</b>     |
| Vehicles  | -                  | -                  | -              | 113            | (113)                | ●        | -                      | 113              |
| Furniture and Fixtures                            | -                  | -                  | -              | -              | -                    | ●        | -                      | -                |
| Computers   | -                  | -                  | -              | -              | -                    | ●        | -                      | -                |
| Intangible Software >\$5,000                      | -                  | -                  | -              | -              | -                    | ●        | -                      | -                |
| <b>Total Capital Outlay</b>                       | <b>-</b>           | <b>-</b>           | <b>-</b>       | <b>113</b>     | <b>(113)</b>         | <b>●</b> | <b>-</b>               | <b>113</b>       |
| <b>DEPARTMENTAL/DIVISION TOTALS</b>               | <b>2,888,508</b>   | <b>3,190,336</b>   | <b>797,584</b> | <b>534,843</b> | <b>262,741</b>       | <b>●</b> | <b>647,417</b>         | <b>(112,574)</b> |

City of Brookhaven, Georgia  
 Monthly Financial Report  
 Tree Conservancy Division  
 For The Third Month Ending March 31, 2017

|                                       | 2017               |                    |               |               | Variance<br>(\$\$\$) | Ind      | 2016<br>PYTD<br>Actual | PYTD to<br>CYTD |
|---------------------------------------|--------------------|--------------------|---------------|---------------|----------------------|----------|------------------------|-----------------|
|                                       | Original<br>Budget | Adjusted<br>Budget | YTD<br>Budget | YTD<br>Actual |                      |          |                        |                 |
| Personal Services & Employee Benefits | -                  | -                  | -             | -             | -                    | ●        | -                      | -               |
| Purchased/Contracted Services         | -                  | 8,151              | 2,038         | -             | 2,038                | ●        | -                      | -               |
| Supplies                              | -                  | -                  | -             | -             | -                    | ●        | 397                    | (397)           |
| Capital Outlay                        | -                  | -                  | -             | -             | -                    | ●        | -                      | -               |
| <b>Total Expenditures</b>             | <b>-</b>           | <b>8,151</b>       | <b>2,038</b>  | <b>-</b>      | <b>2,038</b>         | <b>●</b> | <b>397</b>             | <b>(397)</b>    |

Comparative Expenditures



EXPENDITURES



**City of Brookhaven, Georgia**  
**Monthly Financial Report**  
**Tree Conservancy Division**  
**For The Third Month Ending March 31, 2017**

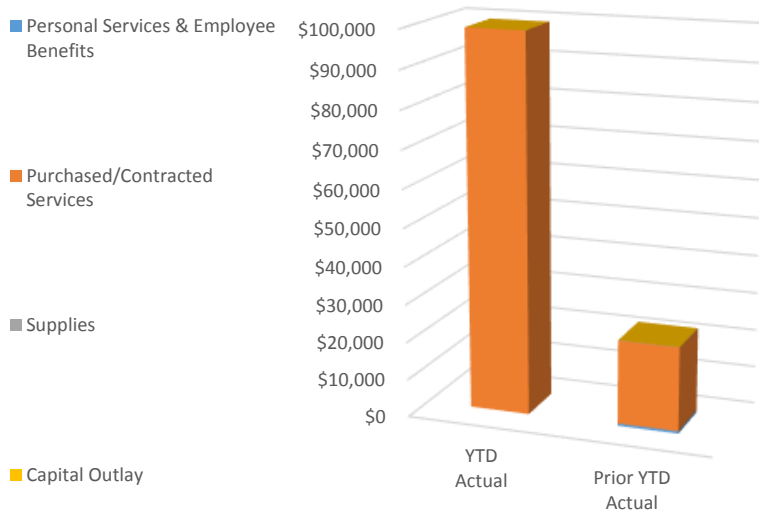
|  | 2017            |                 |            | YTD Actual | Variance (\$\$\$) | Ind | 2016 PYTD Actual | PYTD to CYTD |
|--|-----------------|-----------------|------------|------------|-------------------|-----|------------------|--------------|
|  | Original Budget | Adjusted Budget | YTD Budget |            |                   |     |                  |              |
| Official/Admin Svcs                        | -               | -               | -          | -          | -                 | ●   | -                | -            |
| Prof Svcs                                  | -               | 8,151           | 2,038      | -          | 2,038             | ●   | -                | -            |
| Prof Svcs-Legal                            | -               | -               | -          | -          | -                 | ●   | -                | -            |
| Printing & Binding                         | -               | -               | -          | -          | -                 | ●   | -                | -            |
| Meeting Expenditures                       | -               | -               | -          | -          | -                 | ●   | -                | -            |
| <b>Total Purchased/Contracted Services</b> | -               | 8,151           | 2,038      | -          | 2,038             | ●   | -                | -            |
| Supplies                                   | -               | -               | -          | -          | -                 | ●   | 397              | (397)        |
| Books & Periodicals                        | -               | -               | -          | -          | -                 | ●   | -                | -            |
| <b>Total Supplies</b>                      | -               | -               | -          | -          | -                 | ●   | 397              | (397)        |
| Vehicles                                   | -               | -               | -          | -          | -                 | ●   | -                | -            |
| Furniture and Fixtures                     | -               | -               | -          | -          | -                 | ●   | -                | -            |
| Computers                                  | -               | -               | -          | -          | -                 | ●   | -                | -            |
| Intangible Software >\$5,000               | -               | -               | -          | -          | -                 | ●   | -                | -            |
| <b>Total Capital Outlay</b>                | -               | -               | -          | -          | -                 | ●   | -                | -            |
| <b>DEPARTMENTAL/DIVISION TOTALS</b>        | -               | 8,151           | 2,038      | -          | 2,038             | ●   | 397              | (397)        |



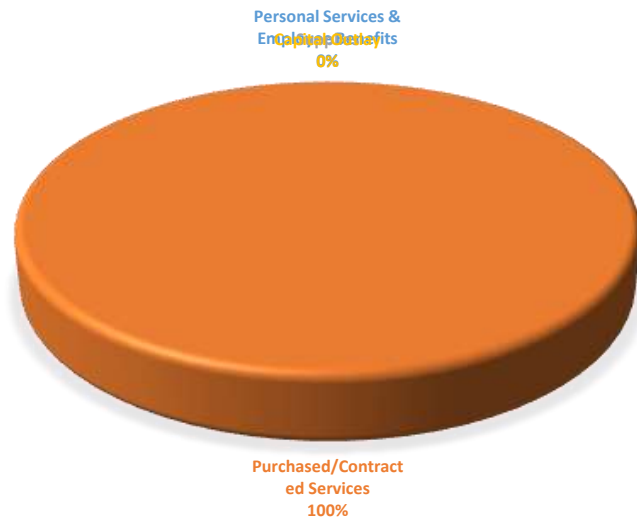
**City of Brookhaven, Georgia**  
**Monthly Financial Report**  
**Tourism**  
**For The Third Month Ending March 31, 2017**

|                                       | 2017            |                 | YTD Budget    | YTD Actual    | Variance (\$\$\$) | Ind      | 2016 PYTD Actual | PYTD to CYTD  |
|---------------------------------------|-----------------|-----------------|---------------|---------------|-------------------|----------|------------------|---------------|
|                                       | Original Budget | Adjusted Budget |               |               |                   |          |                  |               |
| Personal Services & Employee Benefits | -               | -               | -             | -             | -                 | ●        | 629              | (629)         |
| Purchased/Contracted Services         | 150,000         | 150,000         | 37,500        | 99,416        | (61,916)          | ●        | 22,086           | 77,330        |
| Supplies                              | -               | -               | -             | -             | -                 | ●        | 87               | (87)          |
| Capital Outlay                        | -               | -               | -             | -             | -                 | ●        | -                | -             |
| <b>Total Expenditures</b>             | <b>150,000</b>  | <b>150,000</b>  | <b>37,500</b> | <b>99,416</b> | <b>(61,916)</b>   | <b>●</b> | <b>22,802</b>    | <b>76,614</b> |

**Comparative Expenditures**



**EXPENDITURES**



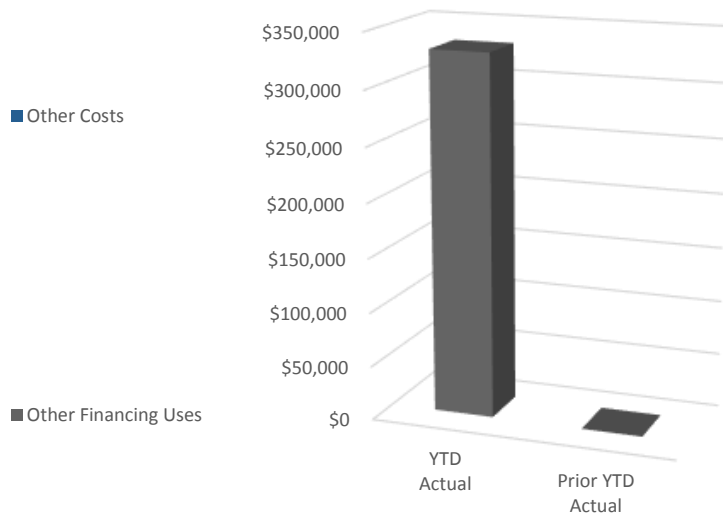
City of Brookhaven, Georgia  
 Monthly Financial Report  
 Tourism  
 For The Third Month Ending March 31, 2017

|   | 2017               |                    | YTD<br>Budget | YTD<br>Actual | Variance<br>(\$\$\$) | Ind | 2016<br>PYTD<br>Actual | PYTD to<br>CYTD |
|---|--------------------|--------------------|---------------|---------------|----------------------|-----|------------------------|-----------------|
|   | Original<br>Budget | Adjusted<br>Budget |               |               |                      |     |                        |                 |
| Group Insurance                                   | -                  | -                  | -             | -             | -                    | ●   | 629                    | (629)           |
| Workers' Compensation                             | -                  | -                  | -             | -             | -                    | ●   | -                      | -               |
| <b>Total Personal Svcs &amp; Employee Benefit</b> | -                  | -                  | -             | -             | -                    | ●   | 629                    | (629)           |
| Prof Svcs   | 150,000            | 150,000            | 37,500        | 99,416        | (61,916)             | ●   | 21,687                 | 77,729          |
| Prof Svcs-Legal                                   | -                  | -                  | -             | -             | -                    | ●   | -                      | -               |
| Rentals   | -                  | -                  | -             | -             | -                    | ●   | -                      | -               |
| Rentals - Equipment                               | -                  | -                  | -             | -             | -                    | ●   | -                      | -               |
| Postage/Shipping                                  | -                  | -                  | -             | -             | -                    | ●   | -                      | -               |
| Advertising--                                     | -                  | -                  | -             | -             | -                    | ●   | -                      | -               |
| Printing & Binding                                | -                  | -                  | -             | -             | -                    | ●   | 399                    | (399)           |
| Travel--  | -                  | -                  | -             | -             | -                    | ●   | -                      | -               |
| Dues & Fees                                       | -                  | -                  | -             | -             | -                    | ●   | -                      | -               |
| Education & Training                              | -                  | -                  | -             | -             | -                    | ●   | -                      | -               |
| Meeting Expenditures                              | -                  | -                  | -             | -             | -                    | ●   | -                      | -               |
| <b>Total Purchased/Contracted Services</b>        | 150,000            | 150,000            | 37,500        | 99,416        | (61,916)             | ●   | 22,086                 | 77,330          |
| Supplies  | -                  | -                  | -             | -             | -                    | ●   | 87                     | (87)            |
| Small Equipment                                   | -                  | -                  | -             | -             | -                    | ●   | -                      | -               |
| <b>Total Supplies</b>                             | -                  | -                  | -             | -             | -                    | ●   | 87                     | (87)            |
| Intangible Software >\$5,000                      | -                  | -                  | -             | -             | -                    | ●   | -                      | -               |
| <b>Total Capital Outlay</b>                       | -                  | -                  | -             | -             | -                    | ●   | -                      | -               |
| <b>DEPARTMENTAL/DIVISION TOTALS</b>               | 150,000            | 150,000            | 37,500        | 99,416        | (61,916)             | ●   | 22,802                 | 76,614          |

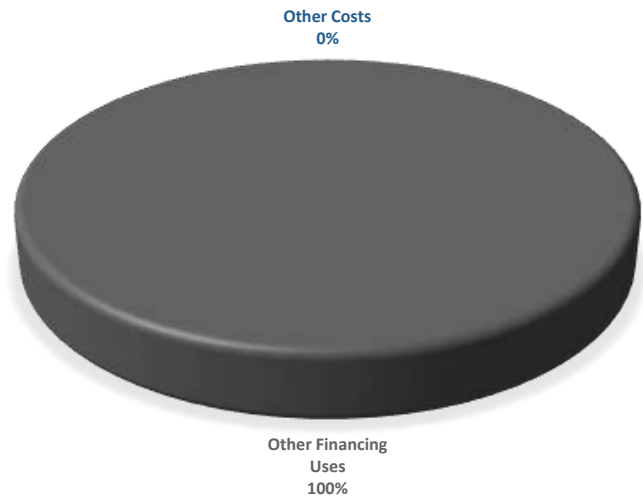
City of Brookhaven, Georgia  
 Monthly Financial Report  
 Non-Department  
 For The Third Month Ending March 31, 2017

|                           | 2017             |                  | YTD Budget     | YTD Actual     | Variance (\$\$\$) | Ind | 2016 PYTD Actual | PYTD to CYTD   |
|---------------------------|------------------|------------------|----------------|----------------|-------------------|-----|------------------|----------------|
|                           | Original Budget  | Adjusted Budget  |                |                |                   |     |                  |                |
| Other Costs               | 1,604,279        | 1,604,279        | 401,070        | -              | 401,070           | ●   | -                | -              |
| Other Financing Uses      | 1,028,239        | 1,028,239        | 257,060        | 331,587        | (74,527)          | ●   | -                | 331,587        |
| <b>Total Expenditures</b> | <b>2,632,518</b> | <b>2,632,518</b> | <b>658,130</b> | <b>331,587</b> | <b>326,543</b>    | ●   | <b>-</b>         | <b>331,587</b> |

Comparative Expenditures



EXPENDITURES



**City of Brookhaven, Georgia**  
**Monthly Financial Report**  
**Non-Department**  
**For The Third Month Ending March 31, 2017**

|                                     | 2017               |                    |                | YTD<br>Actual  | Variance<br>(\$\$\$) | Ind | 2016<br>PYTD<br>Actual | PYTD to<br>CYTD |
|-------------------------------------|--------------------|--------------------|----------------|----------------|----------------------|-----|------------------------|-----------------|
|                                     | Original<br>Budget | Adjusted<br>Budget | YTD<br>Budget  |                |                      |     |                        |                 |
| Intergovernmental Expenditures      | -                  | -                  | -              | -              | -                    | ●   | -                      | -               |
| Contingency                         | 250,000            | 250,000            | 62,500         | -              | 62,500               | ●   | -                      | -               |
| Contingency-Compensation/Benefit    | 933,953            | 933,953            | 233,488        | -              | 233,488              | ●   | -                      | -               |
| Contingency - Future Use            | 420,326            | 420,326            | 105,082        | -              | 105,082              | ●   | -                      | -               |
| <b>Total Other Costs</b>            | <b>1,604,279</b>   | <b>1,604,279</b>   | <b>401,070</b> | -              | <b>401,070</b>       | ●   | -                      | -               |
| Transfers Out-Capital               | 250,000            | 250,000            | 62,500         | -              | 62,500               | ●   | -                      | -               |
| Transfers to E911                   | 255,000            | 255,000            | 63,750         | -              | 63,750               | ●   | -                      | -               |
| Transfer Out - Capital Project      | -                  | -                  | -              | -              | -                    | ●   | -                      | -               |
| Transfer to Debt Service            | 523,239            | 523,239            | 130,810        | 331,587        | (200,777)            | ●   | -                      | 331,587         |
| Transfer Out - Veh Replacement      | -                  | -                  | -              | -              | -                    | ●   | -                      | -               |
| <b>Total Other Financing Uses</b>   | <b>1,028,239</b>   | <b>1,028,239</b>   | <b>257,060</b> | <b>331,587</b> | <b>(74,527)</b>      | ●   | -                      | <b>331,587</b>  |
| <b>DEPARTMENTAL/DIVISION TOTALS</b> | <b>2,632,518</b>   | <b>2,632,518</b>   | <b>658,130</b> | <b>331,587</b> | <b>326,543</b>       | ●   | -                      | <b>331,587</b>  |

**City of Brookhaven, Georgia**  
**Schedule of P-Card Transactions**  
**for the month of March 2017**

| <b>Cardholder</b>   | <b>Department</b> | <b>Vendor/Merchant</b>    | <b>Amount</b> | <b>Totals</b> |
|---------------------|-------------------|---------------------------|---------------|---------------|
| Boestfleisch, Louis | Parks             | DIAZO SPECIALTY BLUEPRINT | \$45.00       |               |
| Boestfleisch, Louis | Parks             | BEST BUY MHT 00005033     | \$66.32       |               |
| Boestfleisch, Louis | Parks             | BEST BUY MHT 00005033     | \$66.32       |               |
| Boestfleisch, Louis | Parks             | BEST BUY MHT 00005033     | \$66.32       |               |
| Boestfleisch, Louis | Parks             | WAL-MART #3621            | \$15.76       |               |
| Boestfleisch, Louis | Parks             | LOWES #01119              | \$759.64      |               |
| Boestfleisch, Louis | Parks             | LOWES #01119              | \$759.64      |               |
| Boestfleisch, Louis | Parks             | AT&T 4BKH 15695           | \$79.71       |               |
| Boestfleisch, Louis | Parks             | AT&T 4BKH 15695           | \$79.71       |               |
| Boestfleisch, Louis | Parks             | WAL-MART #3621            | \$11.42       | \$1,949.84    |
| Chapman, Steve      | City Manager      | GBA PAY IN LANE           | \$5.00        | \$5.00        |
| Collins, Jason      | Parks             | WORLDWIDE EPXRESS         | (\$580.24)    |               |
| Collins, Jason      | Parks             | LOWES #01119              | \$37.42       |               |
| Collins, Jason      | Parks             | LOWES #01119              | \$37.42       |               |
| Collins, Jason      | Parks             | COSTCO WHSE #1084         | \$51.95       |               |
| Collins, Jason      | Parks             | WAL-MART #5390            | \$69.88       |               |
| Collins, Jason      | Parks             | WAL-MART #5390            | (\$69.94)     |               |
| Collins, Jason      | Parks             | WAL-MART #3621            | (\$69.42)     | (\$243.27)    |
| Davis, Taylor       | Parks             | LOWES #01119              | \$50.70       |               |
| Davis, Taylor       | Parks             | AT&T 4BKH 15695           | \$79.71       |               |
| Davis, Taylor       | Parks             | AT&T 4BKH 15695           | \$79.71       |               |
| Davis, Taylor       | Parks             | LOWES #01119              | \$10.38       |               |
| Davis, Taylor       | Parks             | LOWES #01119              | \$10.38       |               |
| Davis, Taylor       | Parks             | KULLY SUPPLY              | \$51.00       | \$281.88      |
| Gonzalez, Faz       | City Manager      | BB LATINAMERICAN ASSO     | \$2,500.00    |               |
| Gonzalez, Faz       | City Manager      | LATIN AMERICAN CHA        | \$20.00       |               |
| Gonzalez, Faz       | City Manager      | LATIN AMERICAN CHA        | \$20.00       | \$2,540.00    |
| Govekar, Dianne     | Purchasing        | CUBICLE KEYS.COM          | \$7.00        |               |
| Govekar, Dianne     | Purchasing        | CUBICLE KEYS.COM          | \$7.00        |               |
| Govekar, Dianne     | Purchasing        | COSTCO WHSE #1084         | \$66.16       |               |
| Govekar, Dianne     | Purchasing        | AMAZON MKTPLACE PMTS      | \$69.49       |               |
| Govekar, Dianne     | Purchasing        | PUBLIX #1363              | \$35.30       |               |
| Govekar, Dianne     | Purchasing        | PUBLIX #1363              | \$35.30       |               |
| Govekar, Dianne     | Purchasing        | AMAZON MKTPLACE PMTS      | \$178.49      |               |
| Govekar, Dianne     | Purchasing        | COMPLIANCE SIGNS.COM      | \$105.00      |               |
| Govekar, Dianne     | Purchasing        | COSTCO WHSE #1084         | \$348.98      |               |
| Govekar, Dianne     | Purchasing        | PUBLIX #1363              | \$110.25      |               |
| Govekar, Dianne     | Purchasing        | PUBLIX #1363              | \$110.25      |               |
| Govekar, Dianne     | Purchasing        | PUBLIX #1363              | \$110.25      |               |
| Govekar, Dianne     | Purchasing        | PUBLIX #1363              | \$110.25      |               |
| Govekar, Dianne     | Purchasing        | PUBLIX #1363              | \$110.25      | \$1,403.97    |
| Gruillon, Juan      | Police            | TARGET 00014860           | \$2.13        |               |

**City of Brookhaven, Georgia**  
**Schedule of P-Card Transactions**  
**for the month of March 2017**

| <b>Cardholder</b>       | <b>Department</b>      | <b>Vendor/Merchant</b>    | <b>Amount</b> | <b>Totals</b> |
|-------------------------|------------------------|---------------------------|---------------|---------------|
| Grullon, Juan           | Police                 | TARGET 00014860           | \$2.13        |               |
| Grullon, Juan           | Police                 | PARTY CITY #178           | \$10.94       |               |
| Grullon, Juan           | Police                 | FBI NATIONAL ACADEMY ASSO | \$400.00      | \$415.20      |
| Little, Tyra            | Purchasing             | 1-800-FLOWERS.COM,INC.    | \$84.97       |               |
| Little, Tyra            | Purchasing             | GOVERNMENT FINANCE        | \$150.00      | \$234.97      |
| McClendon, Raquel       | Parks                  | Amazon.com                | \$89.57       |               |
| McClendon, Raquel       | Parks                  | Amazon.com                | \$89.57       |               |
| McClendon, Raquel       | Parks                  | COSTCO WHSE #1084         | \$18.33       |               |
| McClendon, Raquel       | Parks                  | COSTCO WHSE #1084         | \$60.10       |               |
| McClendon, Raquel       | Parks                  | WM SUPERCENTER #3621      | \$59.98       |               |
| McClendon, Raquel       | Parks                  | SCHOOL OUTFITTERS         | \$333.72      |               |
| McClendon, Raquel       | Parks                  | AT&T 4BKH 15695           | \$79.71       |               |
| McClendon, Raquel       | Parks                  | AT&T 4BKH 15695           | \$79.71       | \$810.69      |
| Mitchell, Philip        | Parks                  | UNITED SITE SERVICE       | \$228.90      |               |
| Mitchell, Philip        | Parks                  | UNITED SITE SERVICE       | \$228.90      |               |
| Mitchell, Philip        | Parks                  | UNITED SITE SERVICE       | \$228.90      |               |
| Mitchell, Philip        | Parks                  | UNITED SITE SERVICE       | \$228.90      |               |
| Mitchell, Philip        | Parks                  | UNITED SITE SERVICE       | \$228.90      |               |
| Mitchell, Philip        | Parks                  | PARTY ANIMALS ENTERTAI    | \$150.00      |               |
| Mitchell, Philip        | Parks                  | JUMPTASTIC                | \$160.00      |               |
| Mitchell, Philip        | Parks                  | JUMPTASTIC                | \$160.00      | \$1,614.50    |
| Morales-Romero, Rossana | Police                 | COSTCO WHSE #1084         | \$157.74      |               |
| Morales-Romero, Rossana | Police                 | FLOWERS LLC               | \$117.98      |               |
| Morales-Romero, Rossana | Police                 | GEORGIA RECORDS ASSN.     | \$20.00       |               |
| Morales-Romero, Rossana | Police                 | AMAZON MKTPLACE PMTS      | \$598.41      |               |
| Morales-Romero, Rossana | Police                 | AMAZON MKTPLACE PMTS      | \$598.41      |               |
| Morales-Romero, Rossana | Police                 | COSTCO WHSE #1084         | \$1,799.97    |               |
| Morales-Romero, Rossana | Police                 | Amazon.com                | \$1,199.76    |               |
| Morales-Romero, Rossana | Police                 | Amazon.com                | \$1,199.76    | \$5,692.03    |
| Mullis, Robert          | Information Technology | Amazon.com                | \$80.44       |               |
| Mullis, Robert          | Information Technology | Amazon.com                | \$80.44       |               |
| Mullis, Robert          | Information Technology | ACCELA, INC.              | \$1,215.20    |               |
| Mullis, Robert          | Information Technology | ACCELA, INC.              | \$442.96      |               |
| Mullis, Robert          | Information Technology | ZENDESK, INC.             | \$174.00      |               |
| Mullis, Robert          | Information Technology | PAYPAL COLOAT55LLC        | \$548.00      |               |
| Mullis, Robert          | Information Technology | CDW GOVT #HDK6799         | \$29.10       |               |
| Mullis, Robert          | Information Technology | ESRI DOMESTIC EVENTS      | \$249.00      |               |
| Mullis, Robert          | Information Technology | ESRI DOMESTIC EVENTS      | (\$50.00)     |               |
| Mullis, Robert          | Information Technology | CDW GOVT #HDL4104         | \$77.20       |               |
| Mullis, Robert          | Information Technology | CDW GOVT #HDZ2342         | \$72.00       |               |
| Mullis, Robert          | Information Technology | CDW GOVT #HDW8119         | \$855.00      |               |
| Mullis, Robert          | Information Technology | CDW GOVT #HFM4639         | \$531.16      |               |
| Mullis, Robert          | Information Technology | AMAZON MKTPLACE PMTS      | \$137.77      |               |

**City of Brookhaven, Georgia**  
**Schedule of P-Card Transactions**  
**for the month of March 2017**

| <b>Cardholder</b>     | <b>Department</b>      | <b>Vendor/Merchant</b>    | <b>Amount</b> | <b>Totals</b>    |
|-----------------------|------------------------|---------------------------|---------------|------------------|
| Mullis, Robert        | Information Technology | AMAZON MKTPLACE PMTS      | \$137.77      |                  |
| Mullis, Robert        | Information Technology | AMAZON MKTPLACE PMTS      | \$137.77      |                  |
| Mullis, Robert        | Information Technology | Amazon.com                | \$123.98      |                  |
| Mullis, Robert        | Information Technology | Amazon.com                | \$123.98      |                  |
| Mullis, Robert        | Information Technology | CDW GOVT #HGQ0821         | \$31.20       |                  |
| Mullis, Robert        | Information Technology | AMAZON MKTPLACE PMTS      | \$279.08      |                  |
| Mullis, Robert        | Information Technology | AMAZON MKTPLACE PMTS      | \$138.94      |                  |
| Mullis, Robert        | Information Technology | CDW GOVT #HHG2534         | \$690.00      |                  |
| Mullis, Robert        | Information Technology | CDW GOVT #HHD3279         | \$186.00      |                  |
| Mullis, Robert        | Information Technology | CDW GOVT #HHD3279         | \$186.00      |                  |
| Mullis, Robert        | Information Technology | CDW GOVT #HHD3279         | \$186.00      |                  |
| Mullis, Robert        | Information Technology | AMAZON.COM AMZN.COM/BILL  | \$159.04      | \$6,822.03       |
| Quill, Ann Marie      | Communications         | SIGNS BY TOMORROW ATLANTA | \$942.50      |                  |
| Quill, Ann Marie      | Communications         | WWW.ISTOCK.COM            | \$220.00      |                  |
| Quill, Ann Marie      | Communications         | SIGNS BY TOMORROW ATLANTA | \$942.50      | \$2,105.00       |
| Reynolds, Kelly       | Community Development  | PAYPAL ATLANTAREGI        | \$25.00       |                  |
| Reynolds, Kelly       | Community Development  | THE HOME DEPOT #0154      | \$108.95      |                  |
| Reynolds, Kelly       | Community Development  | THE HOME DEPOT #0154      | \$108.95      |                  |
| Reynolds, Kelly       | Community Development  | OFFICESUPPLY.COM          | \$267.80      | \$510.70         |
| Ruffin, Patrice       | Community Development  | LANIER PARKING 10574      | \$4.00        | \$4.00           |
| Stone, Rick           | Human Resources        | INTERNATIONAL PUBLIC MANA | \$149.00      |                  |
| Stone, Rick           | Human Resources        | SHRM MEMBER600645710      | \$199.00      |                  |
| Stone, Rick           | Human Resources        | PUBLIX #1363              | \$56.09       |                  |
| Stone, Rick           | Human Resources        | PUBLIX #1363              | \$56.09       |                  |
| Stone, Rick           | Human Resources        | PUBLIX #1363              | \$56.09       |                  |
| Stone, Rick           | Human Resources        | PUBLIX #1363              | \$56.09       |                  |
| Stone, Rick           | Human Resources        | PUBLIX #1363              | \$56.09       |                  |
| Stone, Rick           | Human Resources        | PUBLIX #1363              | \$56.09       |                  |
| Stone, Rick           | Human Resources        | PUBLIX #1363              | \$56.09       |                  |
| Stone, Rick           | Human Resources        | DUNKIN #306008 Q35        | \$120.76      | \$805.30         |
| Yandura, Gary         | Police                 | AMAZON MKTPLACE PMTS      | \$273.74      |                  |
| Yandura, Gary         | Police                 | AMAZON MKTPLACE PMTS      | \$273.74      |                  |
| Yandura, Gary         | Police                 | AMAZON MKTPLACE PMTS      | \$273.74      |                  |
| Yandura, Gary         | Police                 | DUNKIN #330524 Q35        | \$17.32       |                  |
| Yandura, Gary         | Police                 | PAYPAL NAMIGEORGIA        | \$30.00       |                  |
| Yandura, Gary         | Police                 | AMAZON.COM AMZN.COM/BILL  | \$79.99       | \$948.53         |
| TOTAL P-CARD ACTIVITY |                        |                           |               | <u>25,900.37</u> |

City of Brookhaven, Georgia  
Check Register  
for the month of March 2017

| Check Number | Vendor Name/Payee                         | Account Number  | Invoice/Reference No.    | Description                              | Amount     |
|--------------|---|-----------------|--------------------------|--|------------|
| 19484        | ADS Waste Holdings, Inc.                  | 100-4100-522300 | QY001605                 | RENTALS                                  | 1,947.50   |
| 19486        | ARTLITE Office Supply Co                  | 100-1511-523400 | 122625                   | Printing                                 | 54.60      |
| 19486        | ARTLITE Office Supply Co                  | 100-1300-531100 | 123052                   | printing                                 | 54.45      |
| 19488        | AT&T Corporation                          | 100-1535-531540 | 4048470950 0217          | TELECOMMUNICATION                        | 71.35      |
| 19488        | AT&T Corporation                          | 100-1535-531540 | 4049820053 0217          | TELECOMMUNICATION                        | 151.37     |
| 19488        | AT&T Corporation                          | 100-1535-531540 | 4049829725 0217          | TELECOMMUNICATION                        | 261.70     |
| 19494        | Callaway Garden                           | 100-3200-523500 | 897218/897258            | GIAIA ROOM RESERVATION - FOR FRANK LEWIS | 327.00     |
| 19498        | CDW Government, LLC                       | 100-4100-531100 | GVK4920                  | SUPPLIES                                 | 375.41     |
| 19498        | CDW Government, LLC                       | 100-1535-531100 | GWD3808                  | SUPPLIES                                 | 391.05     |
| 19498        | CDW Government, LLC                       | 100-1535-531100 | GXW9432                  | SUPPLIES                                 | 855.00     |
| 19501        | Clean Touch Inc                           | 100-1511-522130 | 862                      | Custodial Services                       | 1,272.50   |
| 19508        | DeKalb County State Court                 | 100-121160      | E31016 E31017            | COURT BOND REFUND                        | 1,700.00   |
| 19510        | Delta Life Insurance Company              | 100-1511-522300 | INV0013957               | City Hall's Rent- March 2017             | 26,265.63  |
| 19511        | Dianne Govekar                            | 100-1511-531100 | 20170228                 | Reimbursement                            | 20.25      |
| 19513        | Dykes Materials                           | 100-4100-522200 | 078806                   | REPAIRS                                  | 132.48     |
| 19517        | Fedex                                     | 100-1320-523210 | 562654757                | Shipping                                 | 46.31      |
| 19519        | Fine and Block                            | 100-1530-521201 | 8324                     | Professional Legal Services              | 4,225.00   |
| 19527        | Georgia Management Agency Inc             | 100-4100-522203 | 59258                    | Supplies/ Labor                          | 4,150.00   |
| 19527        | Georgia Management Agency Inc             | 100-4100-522210 | 59258                    | Supplies/ Labor                          | 1,242.07   |
| 19530        | Gunnison Tree Service                     | 100-4100-522204 | 10694                    | ROW MAINT                                | 2,500.00   |
| 19530        | Gunnison Tree Service                     | 100-4100-522204 | 10843                    | ROW MAINT                                | 3,375.00   |
| 19530        | Gunnison Tree Service                     | 100-4100-522201 | 11622                    | Storm Damage- Repair                     | 6,660.00   |
| 19530        | Gunnison Tree Service                     | 100-4100-522204 | 12205                    | ROW MAINT                                | 4,375.00   |
| 19530        | Gunnison Tree Service                     | 100-4100-522204 | 12316                    | ROW MAINT                                | 1,360.00   |
| 19530        | Gunnison Tree Service                     | 100-4100-522204 | 14043                    | ROW MAINT                                | 2,025.00   |
| 19530        | Gunnison Tree Service                     | 100-4100-522204 | 14044                    | ROW MAINTENANCE                          | 2,450.00   |
| 19535        | Karen Hatchet                             | 100-7540-521200 | 419                      | PROFESSIONAL SERVICES                    | 1,600.00   |
| 19539        | Lowe Engineers, LLC                       | 100-4100-521200 | 16754                    | Professional Services                    | 18,443.20  |
| 19539        | Lowe Engineers, LLC                       | 100-4100-522310 | 16754                    | Professional Services                    | 692.88     |
| 19539        | Lowe Engineers, LLC                       | 330-4200-541400 | 16754                    | Professional Services                    | 26,712.00  |
| 19539        | Lowe Engineers, LLC                       | 506-4320-521200 | 16755                    | Professional Services                    | 17,669.45  |
| 19541        | McLendon Monuments                        | 100-4100-523100 | 20170123 - Cross Keys HS | Cross Key Hs                             | 3,920.00   |
| 19543        | Metro Materials Inc                       | 100-4100-522200 | 47550                    | REPAIRS                                  | 129.41     |
| 19549        | Office Depot                              | 100-1300-531100 | 900235585001             | Supplies                                 | 13.86      |
| 19552        | Perimeter Office Products, Inc.           | 100-1511-531100 | 143267                   | Supplies                                 | 20.99      |
| 19564        | Theron Barney                             | 100-7540-521200 | 002                      | Professional Services                    | 600.00     |
| 19569        | Vulcan Materials Company                  | 506-4320-522200 | 11980978                 | REPAIRS                                  | 289.00     |
| 19571        | Blue Cross Blue Shield of GA              | 100-1300-512100 | 1566375A                 | March 2017 - Blue Cross Blue Shield      | 4,429.46   |
| 19571        | Blue Cross Blue Shield of GA              | 100-1320-512100 | 1566375A                 | March 2017 - Blue Cross Blue Shield      | 5,699.71   |
| 19571        | Blue Cross Blue Shield of GA              | 100-1330-512100 | 1566375A                 | March 2017 - Blue Cross Blue Shield      | 2,373.24   |
| 19571        | Blue Cross Blue Shield of GA              | 100-1511-512100 | 1566375A                 | March 2017 - Blue Cross Blue Shield      | 7,022.52   |
| 19571        | Blue Cross Blue Shield of GA              | 100-1535-512100 | 1566375A                 | March 2017 - Blue Cross Blue Shield      | 6,427.20   |
| 19571        | Blue Cross Blue Shield of GA              | 100-1570-512100 | 1566375A                 | March 2017 - Blue Cross Blue Shield      | 563.27     |
| 19571        | Blue Cross Blue Shield of GA              | 100-2650-512100 | 1566375A                 | March 2017 - Blue Cross Blue Shield      | 492.56     |
| 19571        | Blue Cross Blue Shield of GA              | 100-3200-512100 | 1566375A                 | March 2017 - Blue Cross Blue Shield      | 102,191.29 |
| 19571        | Blue Cross Blue Shield of GA              | 100-6200-512100 | 1566375A                 | March 2017 - Blue Cross Blue Shield      | 3,991.55   |
| 19571        | Blue Cross Blue Shield of GA              | 100-7000-512100 | 1566375A                 | March 2017 - Blue Cross Blue Shield      | 5,429.72   |
| 19574        | Peace Officers A&B Fund of GA             | 100-3200-512900 | 20170301                 | POAB Dues - March 2017                   | 900.00     |
| 19575        | Standard Insurance Company                | 100-1300-512100 | March2017                | March 2017 - The Standard                | 43.38      |
| 19575        | Standard Insurance Company                | 100-1320-512100 | March2017                | March 2017 - The Standard                | 1,071.53   |
| 19575        | Standard Insurance Company                | 100-1330-512100 | March2017                | March 2017 - The Standard                | 207.01     |
| 19575        | Standard Insurance Company                | 100-1511-512100 | March2017                | March 2017 - The Standard                | 499.35     |
| 19575        | Standard Insurance Company                | 100-1535-512100 | March2017                | March 2017 - The Standard                | 687.36     |
| 19575        | Standard Insurance Company                | 100-1570-512100 | March2017                | March 2017 - The Standard                | 81.55      |
| 19575        | Standard Insurance Company                | 100-2650-512100 | March2017                | March 2017 - The Standard                | 97.22      |
| 19575        | Standard Insurance Company                | 100-3200-512100 | March2017                | March 2017 - The Standard                | 6,846.99   |
| 19575        | Standard Insurance Company                | 100-6200-512100 | March2017                | March 2017 - The Standard                | 394.34     |
| 19575        | Standard Insurance Company                | 100-7000-512100 | March2017                | March 2017 - The Standard                | 755.15     |
| 19585        | Ace III Communications Inc                | 100-1330-523300 | 25963                    | ADVERTISING                              | 114.72     |
| 19586        | Budget Auto Painting Inc                  | 100-3200-522220 | 76339                    | REPAIRS                                  | 163.12     |
| 19586        | Budget Auto Painting Inc                  | 100-3200-522220 | 176341                   | REPAIRS                                  | 3,189.95   |
| 19587        | Child Safety Solutions                    | 250-3200-531100 | 12747                    | SUPPLIES                                 | 442.75     |
| 19588        | Clean Touch Inc                           | 100-3200-522130 | 880                      | Custodial Services                       | 725.00     |
| 19589        | De Lage Landen                            | 100-3200-522310 | 53357500                 | RENTAL                                   | 287.14     |
| 19590        | Georgia Technology Authority              | 100-2650-521200 | 924644660217             | Professional Services                    | 10.96      |
| 19590        | Georgia Technology Authority              | 100-3200-521200 | 924644660217             | Professional Services                    | 181.94     |
| 19591        | H&F MOTORSPORTS 2 LLC                     | 100-3200-522220 | 22510                    | ADVERTISING                              | 724.76     |
| 19592        | Interstate Battery System of East Atlanta | 100-3200-522220 | 1007198                  | REPAIRS                                  | 245.90     |
| 19593        | J&M Locksmith Inc                         | 100-3200-522200 | 7222                     | SUPPLIES                                 | 449.20     |
| 19594        | Motorola Solutions Credit Co LLC          | 100-3200-531100 | 13148773                 | SUPPLIES                                 | 406.40     |
| 19594        | Motorola Solutions Credit Co LLC          | 100-3200-531600 | 13150671                 | Small Equipment                          | 1,655.20   |



City of Brookhaven, Georgia  
Check Register  
for the month of March 2017

| Check Number | Vendor Name/Payee                         | Account Number  | Invoice/Reference No. | Description                           | Amount    |
|--------------|---|-----------------|-----------------------|---------------------------------------|-----------|
| 19595        | Office Depot                              | 100-3200-531100 | 9005700600001         | SUPPLIES                              | 401.57    |
| 19595        | Office Depot                              | 100-3200-531100 | 900570214001          | SUPPLIES                              | 12.00     |
| 19595        | Office Depot                              | 100-3200-531100 | 906591967001          | SUPPLIES                              | 304.42    |
| 19596        | Pilgrim Mat Services                      | 100-3200-522200 | 0110576               | REPAIRS                               | 62.94     |
| 19597        | Promo Direct                              | 250-3200-531100 | N83494                | SUPPLIES                              | 339.00    |
| 19598        | PS Helium & Balloons                      | 100-6200-523850 | 108274                | CONTRACTED SERVICES                   | 62.40     |
| 19599        | Quench USA Inc                            | 100-3200-531100 | 1083353               | SUPPLIES                              | 414.55    |
| 19600        | Red The Uniform Tailor                    | 100-3200-531101 | 00297801              | UNIFORMS                              | 28.95     |
| 19600        | Red The Uniform Tailor                    | 100-3200-531101 | 0297052B              | UNIFORM                               | 27.00     |
| 19601        | RICHARD NEVILLE                           | 100-2650-521201 | 20170215              | PROFESSIONAL LEGAL SERVICES           | 300.00    |
| 19602        | Rossana Morales-Romero                    | 100-3200-531100 | 20170301              | reimbursement                         | 31.90     |
| 19603        | Solar Ray Solutions                       | 100-3200-522220 | 003073                | REPAIRS                               | 285.00    |
| 19604        | TerraMark Land Surveying Inc              | 506-4320-541400 | T2014-139-9879        | SITE IMPROVEMENTS                     | 11,996.05 |
| 19605        | Tire Kingdom                              | 100-3200-522220 | 9015058936            | REPAIRS                               | 102.08    |
| 19605        | Tire Kingdom                              | 100-3200-522220 | 9015059568            | REPAIRS                               | 68.47     |
| 19605        | Tire Kingdom                              | 100-3200-522220 | 9015059975            | REPAIRS                               | 85.58     |
| 19605        | Tire Kingdom                              | 100-3200-522220 | 9015131939            | REPAIRS                               | 38.38     |
| 19605        | Tire Kingdom                              | 100-3200-522220 | 9015132595            | REPAIRS                               | 27.00     |
| 19605        | Tire Kingdom                              | 100-3200-522220 | 9015132826            | REPAIRS                               | 27.41     |
| 19605        | Tire Kingdom                              | 100-3200-522220 | 9015133207            | REPAIRS                               | 102.08    |
| 19605        | Tire Kingdom                              | 100-3200-522220 | 9015180143            | REPAIRS                               | 85.58     |
| 19605        | Tire Kingdom                              | 100-3200-522220 | 9015180638            | REPAIRS                               | 102.08    |
| 19605        | Tire Kingdom                              | 100-3200-522220 | 9015181265            | REPAIRS                               | 115.67    |
| 19605        | Tire Kingdom                              | 100-3200-522220 | CM0000057             | REPAIRS                               | (150.00)  |
| 19606        | Vince Adams                               | 100-7540-521200 | 42790                 | PROFESSIONAL SERVICES                 | 275.00    |
| 19607        | Zurn Plumbing Service                     | 100-3200-522200 | 79492                 | REPAIRS                               | 375.00    |
| 19608        | Clean Touch Inc                           | 100-2650-522130 | 879                   | Custodial Services                    | 425.00    |
| 19609        | Gabriel Rueda                             | 100-2650-521200 | 2017-022701           | Professional Services                 | 1,188.48  |
| 19610        | Low Engineers, LLC                        | 100-7000-521200 | 16756                 | PROFESSIONAL SERVICES                 | 11,680.00 |
| 19611        | US Post Master                            | 100-1570-523210 | 03032017              | POSTAGE                               | 1,400.00  |
| 19666        | Accountemps                               | 100-1511-521200 | 47798262              | Services- E. Webb                     | 1,502.27  |
| 19666        | Accountemps                               | 100-1511-521200 | 47801990              | Professional Services- E. Webb        | 863.94    |
| 19666        | Accountemps                               | 100-1511-521200 | 47843469              | Professional Services- E. WEBB        | 594.41    |
| 19667        | Ace III Communications Inc                | 100-7000-523300 | 83854                 | ADVERTISING                           | 10.00     |
| 19667        | Ace III Communications Inc                | 100-7000-523300 | 83855                 | ADVERTISING                           | 10.00     |
| 19667        | Ace III Communications Inc                | 100-7000-523300 | 83856                 | ADVERTISING                           | 10.00     |
| 19667        | Ace III Communications Inc                | 100-7000-523300 | 83857                 | ADVERTISING                           | 10.00     |
| 19667        | Ace III Communications Inc                | 100-7000-523300 | 83858                 | ADVERTISING                           | 10.00     |
| 19667        | Ace III Communications Inc                | 100-7000-523300 | 83859                 | ADVERTISING                           | 10.00     |
| 19667        | Ace III Communications Inc                | 100-7000-523300 | 83860                 | ADVERTISING                           | 10.00     |
| 19668        | All Good Pest Solutions                   | 100-6200-523850 | 3329990               | Contracted Services                   | 50.00     |
| 19668        | All Good Pest Solutions                   | 100-6200-522200 | 3332303               | REPAIRS                               | 50.00     |
| 19669        | Alvarez Hernandez                         | 100-121160      | E26669;71;E32611      | Court Bond Refund                     | 100.00    |
| 19670        | American Aluminium Accessories            | 100-3200-522220 | 79730                 | Repairs                               | 64.55     |
| 19671        | ARTLITE Office Supply Co                  | 100-7000-523400 | 124973                | PRINTING                              | 2,508.75  |
| 19671        | ARTLITE Office Supply Co                  | 100-1511-531100 | 125112                | SUPPLIES                              | 372.00    |
| 19671        | ARTLITE Office Supply Co                  | 100-7000-523400 | 126421                | PRINTING                              | 712.65    |
| 19671        | ARTLITE Office Supply Co                  | 100-7000-531100 | 132262                | Supplies                              | 54.45     |
| 19671        | ARTLITE Office Supply Co                  | 100-7000-531100 | 133031                | Supplies                              | 23.15     |
| 19671        | ARTLITE Office Supply Co                  | 100-7000-531100 | 135803                | Supplies                              | 23.15     |
| 19671        | ARTLITE Office Supply Co                  | 100-7000-531100 | 137338                | Supplies                              | 23.15     |
| 19671        | ARTLITE Office Supply Co                  | 100-7000-531100 | 139165-0              | Supplies                              | 26.00     |
| 19672        | Atlanta Environmental Pest Services, Inc. | 100-3200-522200 | 42442                 | Repairs                               | 465.00    |
| 19674        | BSN Sports Inc                            | 100-6200-541200 | 98778056              | Site Improvements                     | 2,498.98  |
| 19675        | Cassandra Bryant                          | 100-6200-531100 | 20170307              | SUPPLIES                              | 30.27     |
| 19676        | CDW Government, LLC                       | 100-1535-542400 | HBS9804               | COMPUTERS                             | 934.39    |
| 19677        | Chelsea Weatherspoon                      | 100-121160      | 20170313              | Court Bond Refund                     | 80.00     |
| 19678        | Christian Sigman                          | 100-1320-523710 | 20170307              | Reimbursement                         | 30.54     |
| 19679        | Coleman Talley Attorneys LLP              | 100-2650-521201 | 130951                | Professional Legal Services           | 7,081.50  |
| 19680        | Comcast Business                          | 100-1535-531540 | 8220206940726441 0317 | Telecommunication                     | 354.87    |
| 19680        | Comcast Business                          | 100-1535-531540 | CM0000061             | CREDIT                                | (291.92)  |
| 19681        | De Lage Landen                            | 100-1511-522310 | 53595618              | Equipment Rental                      | 1,367.32  |
| 19681        | De Lage Landen                            | 100-2650-522310 | 53604071              | Equipment rental                      | 574.11    |
| 19682        | DeKalb County Finance Department          | 100-351170      | 20170201 VA           | FEBRUARY 2017 Victim Assistant REPORT | 3,086.32  |
| 19683        | DeKalb County Finance Department          | 100-351170      | 20170201              | FEBRUARY 2017 DRUG ABUSE REPORT       | 1,180.97  |
| 19684        | DeKalb County State Court                 | 100-121160      | E33972                | Cash Bond Bindover                    | 1,680.00  |
| 19685        | DeKalb County, Georgia                    | 100-6200-531210 | 23366080              | Water/ Sewer                          | 214.29    |
| 19686        | Ewing Irrigation                          | 100-6200-522200 | 4987616               | Repairs                               | 156.51    |
| 19687        | Fazillete Gonzalez                        | 100-1320-523700 | 20170306              | REIMBURSEMENT                         | 10.25     |
| 19687        | Fazillete Gonzalez                        | 100-1320-531270 | 20170306              | REIMBURSEMENT                         | 33.05     |
| 19688        | FERNANDA SORROZA                          | 100-121160      | 20170216              | Court Bond Refund                     | 176.00    |

City of Brookhaven, Georgia  
Check Register  
for the month of March 2017

| Check Number | Vendor Name/Payee                        | Account Number  | Invoice/Reference No. | Description                                       | Amount    |
|--------------|--|-----------------|-----------------------|---|-----------|
| 19689        | FM Shelton Inc                           | 506-4320-522200 | 16492                 | Repairs   | 3,350.72  |
| 19690        | Georgia Management Agency Inc            | 506-4320-522200 | 59265                 | Repairs/ Maintenance - for Feb.17                 | 26,622.00 |
| 19691        | Georgia Superior Court Clerk Coop Author | 100-2650-521200 | 201702 MER            | FEBRUARY 2017 ME REPORT                           | 13,241.57 |
| 19692        | GMC/FOA                                  | 100-1330-523600 | GMC/FOA 2017          | MEMBER #81938 DUES                                | 75.00     |
| 19693        | GMC/FOA                                  | 100-1330-523600 | GMC/FOA 2017 1        | MEMBER #63802 DUES                                | 100.00    |
| 19694        | Groom Electric Inc.                      | 100-323100      | 20170217              | Reimbursement -PERMIT                             | 467.93    |
| 19695        | John Ernst                               | 100-1300-531270 | 20170314              | Reimbursement                                     | 35.09     |
| 19695        | John Ernst                               | 100-1300-531270 | 20170314 1            | Reimbursement                                     | 40.06     |
| 19695        | John Ernst                               | 100-1300-531270 | 20170314 2            | Reimbursement                                     | 45.89     |
| 19696        | Karen Ann Lohr                           | 100-3200-531100 | 121695                | Supplies  | 496.85    |
| 19697        | Kenneth Wuest                            | 100-121160      | E26793;E26794;E31229  | Court Bond Refund                                 | 3,150.00  |
| 19698        | Kimberley Foster                         | 100-323100      | 20170303              | REIMBURSEMENT                                     | 42.00     |
| 19699        | Louis Boestfleisch                       | 100-6200-523500 | 20170307              | Travel  | 167.55    |
| 19700        | Matrix Engineering Group, Inc.           | 100-1320-521200 | 1943171               | Professional Services                             | 3,800.00  |
| 19701        | MCCI                                     | 100-1330-531100 | 00010841              | Supplies  | 1,800.00  |
| 19702        | Office Depot                             | 100-3200-531100 | 897697900001          | Supplies  | 283.05    |
| 19702        | Office Depot                             | 100-3200-531100 | 906591886001          | Supplies  | 4.09      |
| 19702        | Office Depot                             | 100-1511-531100 | 907902084001          | SUPPLIES  | 95.36     |
| 19702        | Office Depot                             | 100-1511-531100 | 907924975001          | SUPPLIES  | 169.05    |
| 19702        | Office Depot                             | 100-1511-531100 | 908386237001          | SUPPLIES  | 65.05     |
| 19702        | Office Depot                             | 100-7000-531100 | 908400652001          | Supplies  | 17.58     |
| 19702        | Office Depot                             | 100-7000-531100 | 908407060001          | Supplies  | 115.56    |
| 19702        | Office Depot                             | 100-7000-531100 | 908407123001          | Supplies  | 188.99    |
| 19702        | Office Depot                             | 100-1330-531100 | 908564453001          | Supplies  | 80.73     |
| 19703        | Optech RWM LLC                           | 100-6200-522200 | B0217                 | CONTRACTED SERVICES/REPAIRS                       | 1,428.35  |
| 19703        | Optech RWM LLC                           | 100-6200-523850 | B0217                 | CONTRACTED SERVICES/REPAIRS                       | 68,042.32 |
| 19704        | PCS PARTNERS/METRO PCS                   | 100-323100      | 20170217              | REFUND - PERMITS                                  | 50.00     |
| 19705        | Peace Officers A&B Fund of GA            | 100-351170      | 201702                | FEBRUARY 2017 - POAB REPORT                       | 3,264.28  |
| 19706        | Perimeter Office Products, Inc.          | 100-1511-531100 | 143547-0              | Supplies  | 124.35    |
| 19706        | Perimeter Office Products, Inc.          | 100-1511-531100 | 143930-0              | Supplies  | 324.50    |
| 19707        | Pilgrim Mat Services                     | 100-1511-531100 | 109399                | Supplies  | 118.15    |
| 19708        | Piper Jaffray & Company                  | 100-1511-521200 | 20170131              | Professional Services                             | 5,737.50  |
| 19709        | Quench USA Inc                           | 100-1511-531100 | 1083523               | Supplies  | 285.77    |
| 19710        | RBitt LLC                                | 100-2650-521300 | rbitt-2017 -012       | Technical Services                                | 141.62    |
| 19711        | REC1                                     | 100-6200-523850 | 009330                | Contracted Services                               | 140.89    |
| 19711        | REC1                                     | 100-6200-523850 | 6983                  | Contracted Services                               | 415.32    |
| 19711        | REC1                                     | 100-6200-523850 | 7308                  | Contracted Services                               | 614.93    |
| 19711        | REC1                                     | 100-6200-523850 | 7608                  | Contracted Services                               | 858.32    |
| 19711        | REC1                                     | 100-6200-523850 | 7837                  | Contracted Services                               | 531.76    |
| 19711        | REC1                                     | 100-6200-523850 | 8075                  | Contracted Services                               | 547.19    |
| 19711        | REC1                                     | 100-6200-523850 | 8321                  | Contracted Services                               | 157.04    |
| 19711        | REC1                                     | 100-6200-523850 | 8616                  | Contracted Services                               | 285.75    |
| 19711        | REC1                                     | 100-6200-523850 | 9006                  | Contracted Services                               | 404.90    |
| 19711        | REC1                                     | 100-6200-523850 | 9877                  | Contracted Services                               | 160.09    |
| 19712        | Richard Russell                          | 100-121160      | E33671                | Court Bond Refund                                 | 350.00    |
| 19713        | Robert Stephens                          | 100-121160      | 20170313              | Court Bond Refund                                 | 76.00     |
| 19714        | Sandy Springs Signs                      | 100-7000-523300 | 8562                  | ADVERTISING                                       | 672.25    |
| 19715        | Share Corportion                         | 100-3200-531600 | 9754                  | Small Equipment                                   | 845.95    |
| 19716        | Suzanne Ernst                            | 100-6200-522300 | 20170307              | RENTALS   | 60.00     |
| 19717        | United Site Services of Georgia LLC      | 100-6200-523850 | 1145022286            | Contracted Services                               | 225.90    |
| 19718        | Verizon Wireless                         | 100-1535-531540 | 642004769 00001 0317  | TELECOMMUNICATION                                 | 1,617.36  |
| 19718        | Verizon Wireless                         | 100-1535-531540 | 642004769-00002 0317  | TELECOMMUNICATION                                 | 4,796.13  |
| 19719        | Warren -Hanks Constructions Co.          | 100-323100      | PRMT 16BLD00716       | PRMT Refund 16BLD00716                            | 1,163.50  |
| 19720        | Kimley-Horn and Associates, Inc          | 330-4200-541400 | 017411000-0916        | Ashford Dunwoody-Dresden Drive ITS System Expansn | 6,706.34  |
| 19720        | Kimley-Horn and Associates, Inc          | 330-4200-541400 | 017411000-8633273     | Ashford Dunwoody-Dresden Drive ITS System Expansn | 24,440.67 |
| 19720        | Kimley-Horn and Associates, Inc          | 330-4200-541400 | 017411000-8769366     | Ashford Dunwoody-Dresden Drive ITS System Expansn | 9,834.81  |
| 19721        | Patterson & Dewar Engineers, Inc         | 506-4320-541400 | 0039546               | Hydrology Analysis for Stratfield Yards           | 3,880.00  |
| 19721        | Patterson & Dewar Engineers, Inc         | 506-4320-541400 | 0039546-R1            | Design for Stratfield Yards Additional Services   | 12,380.00 |
| 19722        | Precise Development Group                | 506-4320-541400 | 030717                | Stormwater Pipe Replacement - CHOA Tullie Circle  | 25,848.25 |
| 19723        | Accountemps                              | 100-1511-521200 | 47895581              | PROFESSIONAL SERVICES                             | 799.68    |
| 19724        | Ace III Communications Inc               | 100-1570-523300 | 25293                 | advertising                                       | 750.00    |
| 19724        | Ace III Communications Inc               | 100-1570-523200 | 6893                  | Subscription Dues                                 | 39.00     |
| 19725        | ADS Waste Holdings, Inc.                 | 100-4100-522300 | QY0000023959          | Rentals   | 1,085.28  |
| 19726        | Albert Haskins JR.                       | 100-7540-521200 | 03                    | Professional Services                             | 300.00    |
| 19727        | All Good Pest Solutions                  | 100-6200-522200 | 3331560               | Repairs   | 125.00    |
| 19727        | All Good Pest Solutions                  | 100-6200-522200 | 3332284               | Repairs   | 125.00    |
| 19728        | ARTLITE Office Supply Co                 | 100-1570-531100 | 140567-0              | Printing  | 54.45     |
| 19728        | ARTLITE Office Supply Co                 | 100-1320-531100 | 18771-0               | Supplies  | 54.45     |
| 19728        | ARTLITE Office Supply Co                 | 100-7000-531100 | 18771-0               | Supplies  | 69.45     |
| 19729        | AT&T Corporation                         | 100-1535-531540 | 770-2164917 0317      | TELECOMMUNICATION                                 | 137.52    |
| 19730        | Bara' Concepts LLC                       | 100-7540-521200 | 239                   | Professional Services                             | 833.00    |

City of Brookhaven, Georgia  
Check Register  
for the month of March 2017

| Check Number | Vendor Name/Payee                          | Account Number  | Invoice/Reference No. | Description                                       | Amount    |
|--------------|--|-----------------|-----------------------|---|-----------|
| 19731        | BCBS of Georgia EAP                        | 100-1320-521200 | 71481                 | Employee Assistance Program - March 2017          | 167.16    |
| 19732        | Birch Communications                       | 100-1535-531540 | 23492193              | TELECOMMUNICATION ACCOUNT 69874                   | 4,392.78  |
| 19733        | BO PHILLIPS COMPANY                        | 100-7540-521200 | 4249381               | PROFESSIONAL SERVICES                             | 230.05    |
| 19734        | Carousel Industries                        | 100-1535-521300 | 1758442 1             | TECHNICAL SERVICES                                | 730.69    |
| 19735        | Clean Touch Inc                            | 100-1511-522130 | 961                   | CUSTODIAL SERVICES                                | 1,272.50  |
| 19736        | Comcast Business                           | 100-1535-531540 | 51099323              | TELECOMMUNICATION                                 | 1,159.96  |
| 19737        | Craig L Bowen                              | 100-1511-522200 | 1727                  | Repairs/ Maintenance                              | 3,638.25  |
| 19737        | Craig L Bowen                              | 100-3200-522200 | 1727                  | Repairs/ Maintenance                              | 807.50    |
| 19737        | Craig L Bowen                              | 100-6200-522200 | 1727                  | Repairs/ Maintenance                              | 127.50    |
| 19738        | DeKalb County, Georgia                     | 100-1511-531210 | 23426851              | Sanitation  | 131.04    |
| 19739        | DeKalb CVB                                 | 275-7540-572000 | 6397                  | December 2016 - 40% of Hotel Motel Receipts       | 39,903.50 |
| 19740        | Diversified Electronics                    | 100-7540-521200 | 320003313             | PROFESSIONAL SERVICES                             | 310.00    |
| 19741        | Donnie Ray Augustine                       | 100-7540-521200 | 0                     | Professional Services                             | 300.00    |
| 19741        | Donnie Ray Augustine                       | 100-7540-521200 | 02                    | Professional Services                             | 300.00    |
| 19742        | Dunbar Security Products Inc               | 100-1511-521200 | 3947910               | March 2017 - Bank Deposit Pickup                  | 543.25    |
| 19742        | Dunbar Security Products Inc               | 100-2650-521200 | 3947910               | March 2017 - Bank Deposit Pickup                  | 270.55    |
| 19742        | Dunbar Security Products Inc               | 100-3200-521200 | 3947910               | March 2017 - Bank Deposit Pickup                  | 270.54    |
| 19743        | Durrell Oshund Daniels                     | 100-7540-521200 | 043                   | Professional Services                             | 2,500.00  |
| 19744        | Dykes Materials                            | 100-4100-522200 | 78863                 | REPAIRS/MAINTENANCE                               | 56.15     |
| 19744        | Dykes Materials                            | 100-4100-522200 | 78907                 | REPAIRS/MAINTENANCE                               | 172.38    |
| 19745        | Easy Ride Golf Cars of Georgia             | 100-7540-521200 | 3209                  | Professional Services                             | 2,025.00  |
| 19746        | EE & R Touring Inc.                        | 100-7540-521200 | 2345                  | PROFESSIONAL SERVICES                             | 1,250.00  |
| 19747        | Fazillete Gonzalez                         | 100-1320-523710 | 20170315              | reimbursement                                     | 25.13     |
| 19749        | First Scribe                               | 100-4100-523800 | 2472593               | Software Lic                                      | 200.00    |
| 19750        | GAIL MIRABELLA                             | 100-7540-521200 | 202                   | PROFESSIONAL SERVICES                             | 2,000.00  |
| 19751        | Georgia Management Agency Inc              | 100-4100-522204 | 59263                 | ROW MAINTENANCE                                   | 3,400.00  |
| 19751        | Georgia Management Agency Inc              | 100-4100-522203 | 59264                 | Repair/Maintenance                                | 5,100.00  |
| 19751        | Georgia Management Agency Inc              | 100-4100-522210 | 59264                 | Repair/Maintenance                                | 1,712.88  |
| 19751        | Georgia Management Agency Inc              | 100-4100-522201 | 59266                 | Repairs/ Maintenance                              | 1,250.00  |
| 19751        | Georgia Management Agency Inc              | 100-4100-522202 | 59266                 | Repairs/ Maintenance                              | 35,880.00 |
| 19751        | Georgia Management Agency Inc              | 100-4100-522203 | 59266                 | Repairs/ Maintenance                              | 2,000.00  |
| 19753        | Georgia Runner Inc                         | 100-7540-521200 | 235 0                 | Professional Services                             | 3,174.30  |
| 19754        | Hattie Portis - Jones                      | 100-7540-521200 | 002                   | PROFESSIONAL SERVICES                             | 1,000.00  |
| 19755        | Iron Mountain                              | 100-1511-521200 | NNK6479               | PROFESSIONAL SERVICES                             | 228.23    |
| 19756        | Laura VandeWiele                           | 100-6200-523850 | 20170309              | Contracted Services                               | 343.20    |
| 19757        | MedCom                                     | 100-1320-521200 | 47002                 | COBRA Admin Fee - March 2017                      | 58.50     |
| 19758        | Metro Materials Inc                        | 100-4100-522200 | 47702                 | repairs   | 157.95    |
| 19759        | North Metro Waste Inc                      | 100-4100-522300 | 675589                | rentals   | 400.00    |
| 19760        | Once Upon A Time Entertainment             | 100-7540-521200 | 122367                | Professional Services                             | 1,800.00  |
| 19761        | Peace Love Mom LLC                         | 100-7540-521200 | 5296                  | PROFESSIONAL SERVICES                             | 1,270.00  |
| 19762        | Perimeter Office Products, Inc.            | 100-1320-531100 | 145387-0              | Supplies  | 225.76    |
| 19762        | Perimeter Office Products, Inc.            | 100-1511-531100 | 145874-0              | SUPPLIES  | 4.19      |
| 19763        | Pilgrim Mat Services                       | 100-1511-531100 | 111408                | Supplies  | 118.15    |
| 19764        | Pitney Bowes                               | 100-113804      | 9517 20170307         | Pre-Paid Postage; 2/23/17                         | 500.00    |
| 19765        | Pitney Bowes Global Financial Services LLC | 100-1511-522310 | 3302943927            | Postage Machine Rental; 12/30/16 - 3/29/17        | 531.00    |
| 19766        | PTS Consulting Group Inc                   | 100-7540-521200 | 20170302              | Professional Services                             | 1,000.00  |
| 19767        | Rock Solid Entertainment                   | 100-7540-521200 | 1821                  | PROFESSIONAL SERVICES                             | 1,000.00  |
| 19768        | Sheneka Winston                            | 100-6200-523850 | 20170310              | Contracted Services                               | 48.00     |
| 19769        | Sikes Paper Company                        | 100-1511-531100 | 177915                | Supplies  | 69.60     |
| 19770        | Springs Publishing LLC                     | 100-1570-523300 | 2017-0631             | Advertising                                       | 295.00    |
| 19771        | Staging Directions                         | 100-7540-521200 | 171529                | Professional Services                             | 12,000.00 |
| 19772        | The Bubbling Creek CO. Inc.                | 100-7540-521200 | 1392                  | PROFESSIONAL SERVICES                             | 777.00    |
| 19772        | The Bubbling Creek CO. Inc.                | 100-7540-521200 | 1393                  | PROFESSIONAL SERVICES                             | 471.00    |
| 19773        | Theron Barney                              | 100-7540-521200 | 003                   | PROFESSIONAL SERVICES                             | 600.00    |
| 19774        | Veith Traffic Services LLC                 | 100-4100-522203 | 2010-22               | Traffic Signal                                    | 520.00    |
| 19775        | Verizon Wireless                           | 100-4100-522210 | 9780965412            | REPAIRS/MAINTENANCE                               | 119.27    |
| 19776        | Wesley Cook Performance                    | 100-7540-521200 | 002                   | PROFESSIONAL SERVICES                             | 1,000.00  |
| 19777        | Barge Waggoner Sumner & Cannon Inc         | 506-4320-521300 | 151831                | Design Services Phase 1 - Osborne Rd Storm System | 6,710.12  |
| 19778        | Gresham Smith & Partners                   | 330-4200-541400 | 0701033               | Ashford Dunwoody Road Corridor Study              | 22,800.00 |
| 19778        | Gresham Smith & Partners                   | 330-4200-541400 | 0704071               | Ashford Dunwoody Road Corridor Study              | 7,600.00  |
| 19779        | EH Paving Inc                              | 330-4200-541400 | 811                   | 2016 Street Resurfacing                           | 68,233.54 |
| 19780        | Kimley-Horn and Associates, Inc            | 330-4200-541400 | 8902315               | Ashford Dunwoody-Dresden Drive ITS System Expansn | 11,840.59 |
| 19781        | Lowe Engineers, LLC                        | 330-4100-521200 | 16803                 | Caldwell Road from green Meadows lane to Cheshire | 4,868.38  |
| 19781        | Lowe Engineers, LLC                        | 330-4100-521200 | 16804                 | Lanier Drive Windsor Parkway to Hearst Drive      | 1,546.67  |
| 19782        | Metro Engineering & Surveying Co, Inc      | 330-4200-541400 | 17-13994B             | Item 1 (Orthophotography)                         | 15,583.33 |
| 19782        | Metro Engineering & Surveying Co, Inc      | 506-4320-521300 | 17-13994B             | Item 2 (ESRI Compilation of Impervious Areas)     | 332.33    |
| 19783        | Precise Development Group                  | 330-4200-541400 | 01                    | Ellijay Drive                                     | 4,912.00  |
| 19783        | Precise Development Group                  | 330-4200-541400 | 01                    | Contingency                                       | 11,478.00 |
| 19784        | Timmons Group, Inc                         | 100-1535-521300 | 190021                | Implementation of City Works from Meritage        | 6,153.25  |
| 19785        | ARTLITE Office Supply Co                   | 100-3200-531100 | 123705                | Printing/Supplies                                 | 486.00    |
| 19785        | ARTLITE Office Supply Co                   | 100-3200-523400 | 125254                | Printing  | 39.25     |

City of Brookhaven, Georgia  
Check Register  
for the month of March 2017

| Check Number | Vendor Name/Payee                  | Account Number  | Invoice/Reference No. | Description                         | Amount     |
|--------------|------------------------------------|-----------------|-----------------------|-------------------------------------|------------|
| 19785        | ARTLITE Office Supply Co           | 100-3200-523400 | 126756                | Printing                            | 39.25      |
| 19785        | ARTLITE Office Supply Co           | 100-3200-523400 | 128555                | Printing                            | 39.25      |
| 19785        | ARTLITE Office Supply Co           | 100-3200-531100 | 138439                | Printing                            | 486.00     |
| 19785        | ARTLITE Office Supply Co           | 100-7000-531100 | 139166                | Supplies                            | 26.00      |
| 19785        | ARTLITE Office Supply Co           | 100-7000-531100 | 139582                | Supplies                            | 23.15      |
| 19785        | ARTLITE Office Supply Co           | 100-3200-523400 | 140061                | Printing                            | 106.50     |
| 19785        | ARTLITE Office Supply Co           | 100-7000-531100 | 143472                | Supplies                            | 31.50      |
| 19786        | Bara' Concepts LLC                 | 100-7540-521200 | 241                   | Professional Services               | 833.00     |
| 19787        | Blair Climmins                     | 100-7540-521200 | 133                   | PROFESSIONAL SERVICES               | 1,000.00   |
| 19788        | Brookhaven Cherry Blossom Festival | 100-7540-521200 | 0001                  | Professional Services               | 11,980.00  |
| 19789        | Callyo                             | 100-3200-521200 | 7241                  | Professional Services               | 3,960.00   |
| 19790        | Carellas Productions               | 100-7540-521200 | 2133                  | Professional Services               | 393.75     |
| 19791        | Charles Abbott Associates Inc      | 100-7000-523850 | 56715                 | Contracted Services                 | 128,799.34 |
| 19792        | Christian Sigman                   | 100-1320-523710 | 20170314              | MEETING EXPENSE                     | 113.41     |
| 19793        | Clean Touch Inc                    | 100-3200-522130 | 960                   | Custodial Services                  | 725.00     |
| 19793        | Clean Touch Inc                    | 100-3200-522130 | 966                   | Custodial Services                  | 60.00      |
| 19794        | De Lage Landen                     | 100-1511-522310 | 53602907              | rental                              | 1,375.97   |
| 19794        | De Lage Landen                     | 100-3200-522310 | 53604416              | Rental                              | 330.74     |
| 19795        | Frank Lewis                        | 100-3200-523700 | 20170303              | Reimbursement                       | 11.00      |
| 19796        | Gary Yandura                       | 100-3200-523600 | 20170214              | Reimbursement                       | 45.00      |
| 19797        | GEORGIA ASSOCIATION OF ZONING ADMI | 100-7000-523600 | 20170216              | MEMBERSHIP DUES GAZA                | 105.00     |
| 19798        | Jack D. Massey                     | 100-7540-521200 | 693                   | Professional Services               | 500.00     |
| 19799        | James Northup                      | 100-7540-521200 | 93                    | Professional Services               | 800.00     |
| 19800        | Jobe Gruber                        | 100-7540-521200 | 093                   | PROFESSIONAL SERVICES               | 1,600.00   |
| 19801        | Kevin Thomas                       | 100-7540-521200 | 63                    | PROFESSIONAL SERVICES               | 400.00     |
| 19802        | Legacy Promotional Group           | 100-7000-531100 | LPG2035679            | SUPPLIES                            | 597.21     |
| 19802        | Legacy Promotional Group           | 100-1300-531100 | LPG2037091            | SUPPLIES                            | 386.60     |
| 19803        | M.A.S.S. Services, Inc.            | 100-7540-521200 | 50254                 | Professional Services               | 2,480.00   |
| 19804        | MaxTex                             | 100-7540-521200 | 397269                | PROFESSIONAL SERVICES               | 121.15     |
| 19805        | Nalley Ford Sandy Springs          | 100-3200-522220 | 123464                | REPAIRS/MAINTENANCE                 | 416.08     |
| 19805        | Nalley Ford Sandy Springs          | 100-3200-522220 | 124852                | REPAIRS/MAINTENANCE                 | 247.56     |
| 19805        | Nalley Ford Sandy Springs          | 100-3200-522220 | 125059                | REPAIRS/MAINTENANCE                 | 748.06     |
| 19805        | Nalley Ford Sandy Springs          | 100-3200-522220 | 125820                | REPAIRS/MAINTENANCE                 | 278.94     |
| 19805        | Nalley Ford Sandy Springs          | 100-3200-522220 | CM0000064             | repairs                             | (169.00)   |
| 19806        | Office Depot                       | 100-3200-531100 | 897698044001          | Supplies                            | 6.98       |
| 19806        | Office Depot                       | 100-7000-531100 | 907925085001          | Supplies                            | 142.55     |
| 19807        | Rossana Morales-Romero             | 100-3200-531100 | 20170310              | Reimbursement                       | 83.00      |
| 19808        | Santos R. Conde Colon              | 100-7540-521200 | 0                     | PROFESSIONAL SERVICES               | 300.00     |
| 19809        | Stephanie Williams                 | 100-7540-521200 | 03                    | Professional Services               | 1,450.00   |
| 19810        | The Bubbling Creek CO. Inc.        | 100-7540-521200 | 5540                  | PROFESSIONAL SERVICES               | 140.00     |
| 19811        | Trane US Inc                       | 100-3200-522200 | 37645798              | 100-3200-522200                     | 1,398.75   |
| 19812        | Ziavino LLC                        | 100-7540-521200 | 653                   | PROFESSIONAL SERVICES               | 600.00     |
| 19813        | Blue Cross Blue Shield of GA       | 100-1300-512100 | 1568893A              | April 2017 - Blue Cross Blue Shield | 5,852.32   |
| 19813        | Blue Cross Blue Shield of GA       | 100-1320-512100 | 1568893A              | April 2017 - Blue Cross Blue Shield | 5,136.44   |
| 19813        | Blue Cross Blue Shield of GA       | 100-1330-512100 | 1568893A              | April 2017 - Blue Cross Blue Shield | 2,373.24   |
| 19813        | Blue Cross Blue Shield of GA       | 100-1511-512100 | 1568893A              | April 2017 - Blue Cross Blue Shield | 9,909.44   |
| 19813        | Blue Cross Blue Shield of GA       | 100-1535-512100 | 1568893A              | April 2017 - Blue Cross Blue Shield | 6,151.40   |
| 19813        | Blue Cross Blue Shield of GA       | 100-1570-512100 | 1568893A              | April 2017 - Blue Cross Blue Shield | 1,126.54   |
| 19813        | Blue Cross Blue Shield of GA       | 100-2650-512100 | 1568893A              | April 2017 - Blue Cross Blue Shield | 492.56     |
| 19813        | Blue Cross Blue Shield of GA       | 100-3200-512100 | 1568893A              | April 2017 - Blue Cross Blue Shield | 99,199.66  |
| 19813        | Blue Cross Blue Shield of GA       | 100-6200-512100 | 1568893A              | April 2017 - Blue Cross Blue Shield | 5,783.63   |
| 19813        | Blue Cross Blue Shield of GA       | 100-7000-512100 | 1568893A              | April 2017 - Blue Cross Blue Shield | 5,429.72   |
| 19814        | US Post Master                     | 100-1570-523210 | 03172017              | POSTAGE                             | 187.60     |
| 19816        | Atlanta Tent Rental                | 100-7540-521200 | 82943                 | Professional Services               | 7,661.75   |
| 19817        | Harris Diversified LLC             | 100-7540-521200 | 101155                | Professional Services               | 6,935.00   |
| 19818        | MA360 MEDIA, INC.                  | 100-7540-521200 | 333                   | Professional Services               | 1,500.00   |
| 19819        | Matthew J. Alexandre               | 100-7540-521200 | 1102                  | Professional Services               | 1,000.00   |
| 19820        | National Business Technologies LLC | 100-7540-521200 | 1305454611            | Professional Services               | 1,582.00   |
| 19821        | 144th Marketing Group LLC          | 100-3200-522220 | 17966                 | REPAIRS                             | 1,340.00   |
| 19822        | Accountemps                        | 100-1511-521200 | 47653610 0            | PROFESSIONAL SERVICES - S. CARTER   | 300.00     |
| 19822        | Accountemps                        | 100-1511-521200 | 47960600              | PROFESSIONAL SERVICES- J. KITCHENS  | 914.18     |
| 19823        | ASIS of Greater Atlanta            | 250-3200-523500 | 20170321              | Travel                              | 575.00     |
| 19824        | Balch Law Group                    | 100-1530-521201 | 10679                 | Professional Legal Services         | 967.50     |
| 19824        | Balch Law Group                    | 100-1530-521201 | 10680                 | Professional Legal Services         | 2,029.50   |
| 19824        | Balch Law Group                    | 100-1530-521201 | 10681                 | Professional Legal Services         | 3,797.50   |
| 19824        | Balch Law Group                    | 100-1530-521201 | 20170322              | April Retainer Fee                  | 20,000.00  |
| 19825        | Brookhaven Libretto                | 100-1300-531400 | 20170316              | Books Reservation                   | 125.00     |
| 19826        | Budget Auto Painting Inc           | 100-3200-522220 | 76395                 | repairs                             | 1,600.00   |
| 19826        | Budget Auto Painting Inc           | 100-6200-522200 | 76395                 | repairs                             | 1,600.00   |
| 19826        | Budget Auto Painting Inc           | 100-3200-522220 | 76427                 | REPAIRS                             | 876.30     |
| 19827        | Chevrolet Atlanta                  | 100-3200-522220 | 845383                | REPAIRS                             | 277.62     |

City of Brookhaven, Georgia  
Check Register  
for the month of March 2017

| Check Number | Vendor Name/Payee                        | Account Number  | Invoice/Reference No. | Description                        | Amount   |
|--------------|--|-----------------|-----------------------|------------------------------------|----------|
| 19828        | Chief Supply Corporation                 | 100-3200-531101 | 452100                | UNIFORMS                           | 1,590.00 |
| 19829        | Christian Saxon                          | 100-1535-523500 | 20170322              | Travel                             | 178.50   |
| 19830        | Clean Touch Inc                          | 100-2650-522130 | 959                   | Custodial Services                 | 425.00   |
| 19830        | Clean Touch Inc                          | 100-3200-522130 | 988                   | Custodial Services                 | 725.00   |
| 19830        | Clean Touch Inc                          | 100-1511-522130 | 989                   | CUSTODIAL SERVICES                 | 1,272.50 |
| 19830        | Clean Touch Inc                          | 100-3200-522130 | 995                   | Custodial Services                 | 60.00    |
| 19831        | Concentra                                | 100-3200-521200 | 810318646             | Professional Services- R.J. Fuller | 70.50    |
| 19832        | Craig L Bowen                            | 100-1511-522200 | 1729                  | Maintenance                        | 2,406.83 |
| 19832        | Craig L Bowen                            | 100-3200-522220 | 1729                  | Maintenance                        | 935.00   |
| 19832        | Craig L Bowen                            | 100-7000-522220 | 1729                  | Maintenance                        | 1,387.50 |
| 19833        | De Lage Landen                           | 100-3200-522310 | 53775853              | Rental Equipment                   | 293.12   |
| 19834        | DeKalb County District Attorney's Office | 210-3200-523300 | 20160906              | ADVERTISING                        | 3,711.15 |
| 19836        | DeKalb County, Georgia                   | 100-6200-531210 | 23376215              | WATER/SEWER                        | 31.69    |
| 19836        | DeKalb County, Georgia                   | 100-3200-531210 | 23429379              | SANITATION                         | 66.18    |
| 19836        | DeKalb County, Georgia                   | 100-6200-531210 | 23429830              | SANITATION                         | 30.00    |
| 19836        | DeKalb County, Georgia                   | 100-3200-531210 | 23431029              | SANITATION                         | 50.00    |
| 19836        | DeKalb County, Georgia                   | 100-3200-531210 | 23432785              | WATER/SEWER                        | 161.54   |
| 19837        | Dell Marketing LP                        | 100-1535-521300 | 10154856437           | Technical Services                 | 3,557.00 |
| 19838        | Dentons US LLP                           | 100-1530-521201 | 1854338               | Professional Legal Services        | 539.00   |
| 19838        | Dentons US LLP                           | 100-1530-521201 | 1865439               | Professional Legal Services        | 600.00   |
| 19839        | Fazillete Gonzalez                       | 100-1320-523700 | 20170327              | Reimbursement                      | 25.18    |
| 19839        | Fazillete Gonzalez                       | 100-1320-531270 | 20170327              | Reimbursement                      | 164.70   |
| 19840        | Galls LLC                                | 100-3200-531101 | 007093713             | UNIFORMS                           | 1,210.00 |
| 19840        | Galls LLC                                | 100-3200-531101 | 7145524               | Uniforms                           | 145.36   |
| 19841        | Gas South                                | 100-1511-531220 | 1641247116 0317       | GAS SERVICES                       | 258.03   |
| 19842        | General Hardware                         | 100-3200-531100 | 20170228              | REPAIRS                            | 221.81   |
| 19843        | Georgia Association of Chiefs of Police  | 100-3200-523600 | 7528                  | DUES/FEES                          | 300.00   |
| 19844        | Georgia Public Safety Training Center    | 100-3200-523500 | 2617877               | TRAVEL                             | 166.50   |
| 19845        | Georgia Records Association              | 100-3200-523600 | 20170315              | Dues/ Fees                         | 100.00   |
| 19846        | Hennessy Ford Lincoln Atlanta            | 100-3200-522220 | FOCS62106             | REPAIRS                            | 215.24   |
| 19847        | Hi-Speed Car Wash Inc                    | 100-3200-522220 | 20170201              | REPAIRS- GA PLY9192 QBR5739        | 40.00    |
| 19848        | Ivon Guerrero                            | 100-121160      | E29956                | Court Bond Refund                  | 61.00    |
| 19849        | Janilink.com                             | 100-6200-531100 | 283103                | Supplies                           | 171.25   |
| 19850        | Kauffman Tire                            | 100-3200-522220 | 243908                | REPAIRS                            | 117.00   |
| 19850        | Kauffman Tire                            | 100-7000-542200 | 244375                | CUSTODIAL SERVICES                 | 74.00    |
| 19851        | Kem Hunt                                 | 100-121160      | E34554                | Court Bond Refund                  | 950.00   |
| 19852        | Milner Inc                               | 100-1511-531100 | 69050A                | SUPPLIES                           | 15.50    |
| 19852        | Milner Inc                               | 100-1511-531100 | 69052A                | SUPPLIES                           | 15.50    |
| 19853        | Mobile Communications                    | 100-3200-522220 | 798293                | Repairs                            | 294.31   |
| 19853        | Mobile Communications                    | 100-3200-522220 | 798309                | Repairs                            | 127.31   |
| 19853        | Mobile Communications                    | 100-3200-522220 | 798357                | Repairs                            | 83.88    |
| 19853        | Mobile Communications                    | 100-3200-522220 | 798428                | Repairs                            | 217.70   |
| 19853        | Mobile Communications                    | 100-3200-522220 | 798576                | Repairs                            | 413.44   |
| 19854        | Nalley Ford Sandy Springs                | 100-3200-522220 | 126282                | REPAIRS                            | 686.11   |
| 19855        | Office Depot                             | 100-1511-531100 | 911864486001          | SUPPLIES                           | 35.99    |
| 19855        | Office Depot                             | 100-1511-531100 | 911911414001          | SUPPLIES                           | 44.48    |
| 19855        | Office Depot                             | 100-1511-531100 | 912226790001          | SUPPLIES                           | 55.99    |
| 19855        | Office Depot                             | 100-1511-531100 | 91339128001           | SUPPLIES                           | 241.98   |
| 19855        | Office Depot                             | 100-1511-531100 | 913426764001          | SUPPLIES                           | 9.67     |
| 19855        | Office Depot                             | 100-1511-531100 | 913426824001          | SUPPLIES                           | 10.89    |
| 19855        | Office Depot                             | 100-1511-531100 | CM0000066             | SUPPLIES                           | (35.99)  |
| 19856        | Pilgrim Mat Services                     | 100-1511-531100 | 0107392               | SUPPLIES                           | 118.15   |
| 19856        | Pilgrim Mat Services                     | 100-3200-522200 | 111598                | REPAIRS                            | 62.94    |
| 19857        | Quench USA Inc                           | 100-1511-531100 | 1084744               | SUPPLIES                           | 301.48   |
| 19858        | Red The Uniform Tailor                   | 100-3200-531101 | 00298015              | Uniforms                           | 78.50    |
| 19858        | Red The Uniform Tailor                   | 100-3200-531101 | 00298385              | Uniforms                           | 24.30    |
| 19858        | Red The Uniform Tailor                   | 100-3200-531101 | 00298386              | Uniforms                           | 121.05   |
| 19858        | Red The Uniform Tailor                   | 100-3200-531101 | 00298528              | UNIFORMS                           | 117.75   |
| 19858        | Red The Uniform Tailor                   | 100-3200-531101 | 00298623              | UNIFORMS                           | 78.50    |
| 19859        | Richard Haslett                          | 100-121160      | 20170314              | COURT BOND REFUND                  | 226.00   |
| 19860        | Rite Weight Inc                          | 100-3200-522210 | 47857                 | Repairs                            | 220.00   |
| 19861        | Sikes Paper Company                      | 100-3200-531100 | 177162                | SUPPLIES                           | 460.16   |
| 19862        | SIRCHIE Fingerprint Laboratories         | 100-3200-531100 | 0291517               | UNIFORMS                           | 298.86   |
| 19863        | Ten-Eighth Forensic Services Inc         | 100-3200-521200 | 1230                  | Professional services              | 300.00   |
| 19864        | Tire Kingdom                             | 100-3200-522220 | 9011627456            | Repairs                            | 39.96    |
| 19864        | Tire Kingdom                             | 100-3200-522220 | 9014147162            | Repairs                            | 851.54   |
| 19864        | Tire Kingdom                             | 100-3200-522220 | 9014147164            | Repairs                            | 168.57   |
| 19864        | Tire Kingdom                             | 100-3200-522220 | 9014644760            | Repairs                            | 244.56   |
| 19864        | Tire Kingdom                             | 100-3200-522220 | 9014733710            | Repairs                            | 165.42   |
| 19864        | Tire Kingdom                             | 100-3200-522220 | 9014733982            | Repairs                            | 234.06   |
| 19864        | Tire Kingdom                             | 100-3200-522220 | 9014842843            | Repairs                            | 13.59    |

City of Brookhaven, Georgia  
Check Register  
for the month of March 2017

| Check Number | Vendor Name/Payee                         | Account Number  | Invoice/Reference No. | Description                                    | Amount     |
|--------------|---|-----------------|-----------------------|--|------------|
| 19864        | Tire Kingdom                              | 100-3200-522220 | 9014843022            | Repairs  | 115.67     |
| 19864        | Tire Kingdom                              | 100-3200-522220 | 9014843560            | Repairs  | 67.12      |
| 19864        | Tire Kingdom                              | 100-3200-522220 | 9014843749            | Repairs  | 112.58     |
| 19864        | Tire Kingdom                              | 100-3200-522220 | 9014959345            | Repairs  | 288.43     |
| 19864        | Tire Kingdom                              | 100-3200-522220 | 9015015938            | Repairs  | 112.77     |
| 19864        | Tire Kingdom                              | 100-3200-522220 | 9015180514            | Repairs  | 82.62      |
| 19864        | Tire Kingdom                              | 100-3200-522220 | 9015181096            | Repairs  | 67.12      |
| 19864        | Tire Kingdom                              | 100-3200-522220 | 9015311524            | Repairs  | 60.05      |
| 19864        | Tire Kingdom                              | 100-3200-522220 | 9015312187            | Repairs  | 98.99      |
| 19864        | Tire Kingdom                              | 100-3200-522220 | 9015407242            | Repairs  | 85.58      |
| 19864        | Tire Kingdom                              | 100-3200-522220 | 9015408082            | Repairs  | 30.09      |
| 19866        | Trane US Inc                              | 100-3200-522200 | 37750064              | REPAIRS  | 560.00     |
| 19867        | TransUnion Risk and Alternative Data Solu | 100-3200-521200 | 1065127 030117        | PROFESSIONAL SERVICES                          | 112.50     |
| 19868        | Uni Tech Paint & Body Shop Inc            | 100-3200-522220 | 1932                  | REPAIRS  | 3,872.83   |
| 19869        | Wheel Wizard                              | 100-3200-522220 | 31941                 | REPAIRS  | 125.00     |
| 19870        | Zurn Plumbing Service                     | 100-3200-522200 | 79840                 | Repairs  | 733.00     |
| 19871        | 144th Marketing Group LLC                 | 330-3200-542000 | 17778                 | OUTFITTING OF TRAFFIC UNIT VEHICLES            | 35,445.00  |
| 19871        | 144th Marketing Group LLC                 | 601-9000-579002 | 17863                 | Outfitting for 15 fleet replacement vehicles   | 139,264.00 |
| 19872        | Drone Company                             | 100-1300-521200 | 1182                  | Aerial Video (The Drone Company)               | 7,500.00   |
| 19873        | Motorola Solutions Credit Co LLC          | 100-3200-531600 | 13151237              | BATT IMPRES 2 LIION                            | 6,820.00   |
| 19873        | Motorola Solutions Credit Co LLC          | 100-3200-531600 | 41233422              | BATT IMPRES2 LIION TIA4950 R IP68 2650T        | 124.00     |
| 19873        | Motorola Solutions Credit Co LLC          | 100-3200-531600 | 41233422              | APX7000 PSM ANTENNA                            | 9.60       |
| 19873        | Motorola Solutions Credit Co LLC          | 100-3200-531600 | 41233422              | CHARGER, SINGLE UNIT, IMPRES 2                 | 120.00     |
| 19873        | Motorola Solutions Credit Co LLC          | 100-3200-531600 | 41233422              | PSM IP55 W/ 3.5MM JACK RX 24IN                 | 144.32     |
| 19873        | Motorola Solutions Credit Co LLC          | 100-3200-531600 | 41233422              | APX6000 PORTABLE RADIO                         | 3,967.50   |
| 19873        | Motorola Solutions Credit Co LLC          | 100-3200-531600 | 41233422              | SUBSCRIBER PROGRAMMING                         | 150.00     |
| 19873        | Motorola Solutions Credit Co LLC          | 330-3200-542000 | 41233422              | BATT IMPRES2 LIION TIA4950 R IP68 2650T        | 372.00     |
| 19873        | Motorola Solutions Credit Co LLC          | 330-3200-542000 | 41233422              | CHARGER, SINGLE UNIT, IMPRES 2                 | 360.00     |
| 19873        | Motorola Solutions Credit Co LLC          | 330-3200-542000 | 41233422              | APX6000 PORTABLE RADIO                         | 11,902.50  |
| 19873        | Motorola Solutions Credit Co LLC          | 330-3200-542000 | 41233422              | APX7000 PSM ANTENNA                            | 28.80      |
| 19873        | Motorola Solutions Credit Co LLC          | 330-3200-542000 | 41233422              | SUBSCRIBER PROGRAMMING                         | 450.00     |
| 19873        | Motorola Solutions Credit Co LLC          | 330-3200-542000 | 41233422              | PSM IP55 W/ 3.5MM JACK RX 24IN                 | 432.96     |
| 19874        | Northwestern University                   | 100-3200-523700 | 9035                  | TUTION COST FOR 10 WEEK COMMAND COLLEGE        | 4,100.00   |
| 19875        | Utility                                   | 330-3200-542000 | 21529                 | YEAR 1 - SOFTWARE & STORAGE                    | 3,060.00   |
| 19875        | Utility                                   | 330-3200-542000 | 21529                 | HD IN-CAR VIDEO & DVR                          | 3,000.00   |
| 19875        | Utility                                   | 330-3200-542000 | 21529                 | REBATE FOR EXISTING BODYWORN CAMERA SYSTEM     | (1,500.00) |
| 19878        | DeKalb CVB                                | 275-7540-572000 | 6398                  | Cherry Blossom Festival Advertising Campaign   | 200,000.00 |
| 19880        | Standard Insurance Company                | 100-1300-512100 | April2017             | April 2017 - The Standard                      | 77.38      |
| 19880        | Standard Insurance Company                | 100-1320-512100 | April2017             | April 2017 - The Standard                      | 1,065.69   |
| 19880        | Standard Insurance Company                | 100-1330-512100 | April2017             | April 2017 - The Standard                      | 300.41     |
| 19880        | Standard Insurance Company                | 100-1511-512100 | April2017             | April 2017 - The Standard                      | 901.81     |
| 19880        | Standard Insurance Company                | 100-1535-512100 | April2017             | April 2017 - The Standard                      | 1,028.96   |
| 19880        | Standard Insurance Company                | 100-1570-512100 | April2017             | April 2017 - The Standard                      | 247.95     |
| 19880        | Standard Insurance Company                | 100-2650-512100 | April2017             | April 2017 - The Standard                      | 109.26     |
| 19880        | Standard Insurance Company                | 100-3200-512100 | April2017             | April 2017 - The Standard                      | 9,412.09   |
| 19880        | Standard Insurance Company                | 100-6200-512100 | April2017             | April 2017 - The Standard                      | 551.01     |
| 19880        | Standard Insurance Company                | 100-7000-512100 | April2017             | April 2017 - The Standard                      | 924.19     |
| 19886        | Geo Hydro Engineers Inc                   | 330-4200-541400 | 54307                 | 2017 Street Resurfacing Evaluation and Testing | 6,000.00   |
| 19890        | GreenBergFarrow Architects, Inc.          | 330-6200-541200 | 0970649-10            | SKYland Park Permitting                        | 16,000.00  |
| 19890        | GreenBergFarrow Architects, Inc.          | 330-6200-541200 | 0970649-10            | Maintenance Building                           | 3,878.21   |
| 19890        | GreenBergFarrow Architects, Inc.          | 330-6200-541200 | 0970650-11            | Maintenance Building                           | 14,500.00  |
| 19891        | IMS Infrastructure Management Services    | 330-4200-541400 | 12016-8               | 2016 Pavement Data Collection                  | 1,635.30   |
| 19892        | Integrated Construction and Nobility Inc  | 330-6200-541200 | 0131317               | Installation of Monument Signs Parks           | 49,563.66  |
| 19892        | Integrated Construction and Nobility Inc  | 330-6200-541200 | 3                     | Clacks Corner Consturction                     | 4,792.62   |
| 19898        | MCCI                                      | 100-1535-521200 | 10957                 | Scanning Services Community Development Plans  | 4,668.01   |
| 19929        | Accountemps                               | 100-1511-521200 | 47935673              | Professional Services                          | 616.34     |
| 19930        | ADS Waste Holdings, Inc.                  | 100-4100-522300 | QY001605 A            | Rentals  | 1,123.28   |
| 19931        | ARTLITE Office Supply Co                  | 100-1320-523400 | 104889-0              | Supplies                                       | 23.15      |
| 19931        | ARTLITE Office Supply Co                  | 100-1320-523400 | 111167-0              | printing                                       | 54.45      |
| 19931        | ARTLITE Office Supply Co                  | 100-1320-531100 | 132666-0              | Supplies                                       | 72.00      |
| 19932        | Brookhaven Chamber of Commerce            | 100-1300-523700 | 1570-1                | Training                                       | 80.00      |
| 19932        | Brookhaven Chamber of Commerce            | 100-1300-523700 | 1605 1                | Training                                       | 80.00      |
| 19933        | CDW Government, LLC                       | 100-1535-531100 | HDN5447               | Technical Signs                                | 107.00     |
| 19933        | CDW Government, LLC                       | 100-1535-521300 | HFH4100               | Technical Signs                                | 7,740.00   |
| 19934        | Christian Sigman                          | 100-1320-523700 | 20170328              | Travel   | 44.25      |
| 19935        | Clayton Kimbrel                           | 100-2650-521300 | E32681                | Technical Services                             | 223.50     |
| 19936        | Comcast Business                          | 100-1535-531540 | 0726441 0317          | Supplies                                       | 520.30     |
| 19937        | Concentra                                 | 100-3200-521200 | 810327960             | Professional Services                          | 113.50     |
| 19938        | Dykes Materials                           | 100-4100-522200 | 78938                 | Repairs  | 205.37     |
| 19939        | FedEx                                     | 100-7000-523210 | 570729009             | SHIPPING                                       | 42.79      |
| 19939        | FedEx                                     | 100-1320-523210 | 573642329             | Shipping                                       | 31.29      |

City of Brookhaven, Georgia  
Check Register  
for the month of March 2017

| Check Number | Vendor Name/Payee                         | Account Number  | Invoice/Reference No. | Description  | Amount    |
|--------------|---|-----------------|-----------------------|--|-----------|
| 19940        | Gunnison Tree Service                     | 100-4100-522201 | 12686                 | Storm Damage Removal                               | 650.00    |
| 19941        | Integrated Construction and Nobility Inc  | 330-6200-541200 | 03272017 01           | Site Improvement                                   | 2,325.00  |
| 19941        | Integrated Construction and Nobility Inc  | 330-6200-541200 | 20170328              | Site Improvement Murphy Candler                    | 9,875.00  |
| 19942        | Lowe Engineers, LLC                       | 100-4100-521200 | 16826                 | Professional Services                              | 33,912.84 |
| 19942        | Lowe Engineers, LLC                       | 506-4320-521200 | 16827                 | Professional Services                              | 21,660.24 |
| 19942        | Lowe Engineers, LLC                       | 330-4200-541400 | 16829                 | Professional Services                              | 14,633.99 |
| 19943        | MASSEY SERVICES, INC                      | 100-3200-522200 | 28640677; 28640681    | Maintenance  | 240.00    |
| 19944        | McLendon Monuments                        | 506-4320-522200 | 3494;3479;3481        | REPAIRS  | 4,460.00  |
| 19945        | Mulcahy Consulting                        | 100-1511-521200 | 2017 1                | Internal Audit - Jan- March                        | 4,248.00  |
| 19946        | Office Depot                              | 100-1570-531100 | 911127781001          | Supplies   | 38.99     |
| 19946        | Office Depot                              | 100-4100-523400 | 912008086001          | Supplies   | 38.95     |
| 19946        | Office Depot                              | 100-4100-523400 | 912338819001          | Supplies   | 97.62     |
| 19947        | Sewell Printing Services Inc              | 100-1570-523400 | 178778                | PRINTING   | 474.79    |
| 19947        | Sewell Printing Services Inc              | 100-1570-523400 | 17-8880               | PRINTING   | 205.10    |
| 19948        | The Tomal Corporation                     | 100-6200-522200 | 57677                 | Repairs  | 1,310.00  |
| 19949        | Thomas Concrete of GA Inc                 | 506-4320-522200 | 2085073               | REPAIRS  | 689.00    |
| 19951        | Vulcan Materials Company                  | 506-4320-522200 | 12005241              | repairs  | 318.50    |
| 19951        | Vulcan Materials Company                  | 506-4320-522200 | 12015506              | Repairs  | 318.50    |
| 19951        | Vulcan Materials Company                  | 506-4320-522200 | 12024025              | REPAIRS  | 717.00    |
| 19952        | C&D Engineers & Associates LLC            | 330-6200-541200 | 616                   | Site Improvements                                  | 400.00    |
| 19952        | C&D Engineers & Associates LLC            | 330-6200-541200 | 624                   | Site Improvements                                  | 600.00    |
| 19953        | Christian Sigman                          | 100-1320-523710 | 20170329              | rebursement  | 84.08     |
| 19954        | Lowe Engineers, LLC                       | 100-7000-521200 | 16828                 | PROFESSIONAL SERVICES                              | 13,782.00 |
| 19955        | McMillan Pazdan Smith LLC                 | 100-1320-521200 | 01603425              | PROFESSIONAL SERVICES                              | 4,000.00  |
| 19955        | McMillan Pazdan Smith LLC                 | 100-1320-521200 | 16029480              | PROFESSIONAL SERVICES                              | 2,000.00  |
| 19956        | NUN Group LLC                             | 100-7540-521200 | n2017-0309            | Professional Services                              | 5,000.00  |
| 19957        | Office Depot                              | 100-7000-531100 | 913296475001          | Supplies   | 80.01     |
| 19958        | Sewell Printing Services Inc              | 100-1570-523210 | 17-0331               | Postage- Ashford Dunwoody                          | 1,357.72  |
| 19964        | De Lage Landen                            | 100-6200-523850 | 53773883              | Copier Lease                                       | 383.68    |
| 19964        | De Lage Landen                            | 100-1511-522310 | 53913129              | 2nd Floor Copier Lease                             | 780.61    |
| 19964        | De Lage Landen                            | 100-7000-522310 | 53913129              | 2nd Floor Copier Lease                             | 620.25    |
| 19964        | De Lage Landen                            | 100-1320-522310 | 53927819              | 3rd Floor Copier Lease                             | 679.66    |
| 19964        | De Lage Landen                            | 100-2650-522310 | 53930784              | Copier Lease                                       | 279.06    |
| 19964        | De Lage Landen                            | 100-3200-522310 | 53931509              | Copier Lease                                       | 330.74    |
| 19966        | Employment Screening Services Inc         | 100-1320-521200 | 12576322              | Pre Employment Screening - Brownell                | 56.50     |
| 19966        | Employment Screening Services Inc         | 100-3200-521200 | 12576322              | Pre Employment Screening-Sobadijian, Syed, Fuller  | 297.15    |
| 19966        | Employment Screening Services Inc         | 100-6200-521200 | 12576322              | Pre Employment Screening-Warrick, Giron, Thompson  | 121.65    |
| 19966        | Employment Screening Services Inc         | 100-6200-521200 | 12576322              | Pre Employment Screening-Hardwick,McClendon,Harris | 90.00     |
| 19966        | Employment Screening Services Inc         | 100-7000-521200 | 12576322              | Pre Employment Screening - Abaray, Ward            | 488.75    |
| 19967        | Fidelity Security Life Insurance Company/ | 100-1300-521200 | 163133896             | April 2017 - Eyemed                                | 17.42     |
| 19967        | Fidelity Security Life Insurance Company/ | 100-1320-521200 | 163133896             | April 2017 - Eyemed                                | 58.50     |
| 19967        | Fidelity Security Life Insurance Company/ | 100-1330-521200 | 163133896             | April 2017 - Eyemed                                | 18.06     |
| 19967        | Fidelity Security Life Insurance Company/ | 100-1511-521200 | 163133896             | April 2017 - Eyemed                                | 58.12     |
| 19967        | Fidelity Security Life Insurance Company/ | 100-1535-521200 | 163133896             | April 2017 - Eyemed                                | 35.93     |
| 19967        | Fidelity Security Life Insurance Company/ | 100-1570-521200 | 163133896             | April 2017 - Eyemed                                | 22.90     |
| 19967        | Fidelity Security Life Insurance Company/ | 100-2650-521200 | 163133896             | April 2017 - Eyemed                                | 4.58      |
| 19967        | Fidelity Security Life Insurance Company/ | 100-3200-521200 | 163133896             | April 2017 - Eyemed                                | 682.94    |
| 19967        | Fidelity Security Life Insurance Company/ | 100-6200-521200 | 163133896             | April 2017 - Eyemed                                | 52.97     |
| 19967        | Fidelity Security Life Insurance Company/ | 100-7000-521200 | 163133896             | April 2017 - Eyemed                                | 40.97     |
| 20032        | Office Depot                              | 100-1511-531100 | 914204608001          | Supplies   | 78.11     |
| 20057        | Integrated Construction and Nobility Inc  | 330-6200-541200 | 022817                | Valverde Bridge Replacement                        | 27,442.67 |
| 20060        | MCCI                                      | 100-1535-521300 | 10596                 | MCCI Project Management                            | 1,485.00  |
| 20060        | MCCI                                      | 100-1535-521300 | 10596                 | Rcords Management Module                           | 2,500.00  |
| DFT0000459   | MacSydney Buford, LLC                     | 100-2650-522300 | 73                    | March Rent 2017                                    | 8,303.76  |
| DFT0000459   | MacSydney Buford, LLC                     | 100-3200-522300 | 73                    | March Rent 2017                                    | 8,303.79  |
| DFT0000503   | Georgia Power                             | 100-6200-531230 | 0909 73020 0317       | Electrical Services                                | 25.09     |
| DFT0000505   | Georgia Power                             | 100-6200-531230 | 03473-99017 0317      | Electrical Services                                | 212.54    |
| DFT0000506   | Georgia Power                             | 100-3200-531230 | 35327-75039 0317      | Electrical Services                                | 3,023.37  |
| DFT0000507   | MacSydney Buford, LLC                     | 100-2650-522300 | 80                    | April's Rent for PD/Court                          | 9,238.87  |
| DFT0000507   | MacSydney Buford, LLC                     | 100-3200-522300 | 80                    | April's Rent for PD/Court                          | 9,238.87  |
| DFT0000509   | Georgia Power                             | 100-4100-531230 | 00410-5130 0317       | Electrical Services                                | 1.14      |
| DFT0000510   | Georgia Power                             | 214-4260-531230 | 07237-19140 0317      | Electrical Services                                | 156.01    |
| DFT0000511   | Georgia Power                             | 214-4260-531230 | 05516 10032 0317      | Electrical Services                                | 74.03     |
| DFT0000512   | Georgia Power                             | 214-4260-531230 | 03518-1008 0317       | Electrical Services                                | 52.90     |
| DFT0000513   | Georgia Power                             | 214-4260-531230 | 00052-47021 0317      | Electrical Services                                | 68.32     |
| DFT0000514   | Georgia Power                             | 214-4260-531230 | 3657* 23051 0317      | Electrical Services                                | 1,629.19  |
| DFT0000515   | Georgia Power                             | 214-4260-531230 | 56559-74043 0317      | Electrical Services                                | 30,340.43 |
| DFT0000517   | Georgia Power                             | 100-3200-531230 | 35327 75039 0317 1    | Electrical Services                                | 3,132.62  |
| DFT0000519   | Georgia Power                             | 100-1511-531230 | 10147-76054 0317      | Electrical Services                                | 3,752.74  |
| DFT0000520   | Georgia Power                             | 100-4100-531230 | 21733-68013 0317      | Electrical Services                                | 813.66    |
| DFT0000522   | Georgia Power                             | 100-4100-531230 | 08136-22310 0217 cor  | Electrical Services                                | 108.40    |

City of Brookhaven, Georgia  
 Check Register  
 for the month of March 2017

| Check Number | Vendor Name/Payee | Account Number  | Invoice/Reference No. | Description         | Amount              |
|--------------|-------------------|-----------------|-----------------------|---------------------|---------------------|
| DFT0000523   | Georgia Power     | 100-6200-531230 | 76833-76004 0217      | Electrical Services | 76.32               |
| DFT0000524   | Georgia Power     | 100-4100-531230 | 09486-84017 0217 1    | Electrical Services | 8,008.23            |
| DFT0000525   | Georgia Power     | 100-6200-531230 | 16477-91018 0217 1    | Electrical Services | 344.49              |
| DFT0000532   | Georgia Power     | 214-4260-531230 | 0531534120 0317       | ELETRICAL SERVICES  | 35.86               |
| DFT0000533   | Georgia Power     | 100-4100-531230 | 01437-21091 0317      | ELETRICAL SERVICES  | 44.15               |
|              |                   |                 |                       | TOTAL               | <u>2,072,399.47</u> |